

**Country Profile on
Disability**

ARAB REPUBLIC OF EGYPT

**March 2002
Japan International Cooperation Agency
Planning and Evaluation Department**

Country Profile on Disability

Arab Republic of Egypt

Table of Contents

Figures	ii
Tables	ii
Abbreviations	iii
1. Basic Profile.....	1
1-1. Basic Indicators	1
1-2. Indicators on Disability	3
2. Issues on Disability.....	9
2-1. Definition of Disability in Egypt.....	9
2-2. Current Situation.....	9
2-3. Documentation and Survey on Disability.....	9
3. Administration and Policy on Disability.....	11
3-1. Administration on Disability	11
3-2. Laws and Regulations on Disability	13
3-3. Policies on Disability.....	13
3-4. Measures on Disability	14
3-5. Experts and Workers in the Field of Disability.....	15
4. Disability-related Organizations and Activities	16
4-1. Activities by Disability-related Organizations.....	16
4-2. Cooperation Projects on Disability Organized by International and Other Donors.....	16
5. References.....	18

Figures

Figure 1: Types of Disability in Egypt in 1996.....	3
Figure 2: Number of Children with Disabilities per 100,000 by Types of Disability and Age in 1997.....	4
Figure 3: Number of Disability by Area	6
Figure 4: Number of Children with Disabilities under 5 per 100,000 by Types of Disability and Area	6
Figure 5: Number of Children with Disabilities Aged 5-14 Years per 100,000 by Type of Disability and Area	7
Figure 6: Number of Children with Disabilities per 100,000 by Area and Age.....	7

Tables

Table 1: Number of Persons with Disabilities by Types of Disability in 1996	3
Table 2: Number of Disability by Area	5

Abbreviations

NGO	Non-governmental Organization
UNDP	United Nations Development Programme
UNICEF	United Nations Children's Fund
UNESCO	United Nations Educational, Scientific and Cultural Organization

1. Basic Profile

1-1. Basic Indicators

Public Sector Expenditure¹

Health (% of GDP)	1.8%	1990-98
Education (% of GNP)	4.8%	1997
Social welfare (% of total expenditure)	23.6%	1998
Defense (% of GNP)	2.8%	1997

Population²

Population (total)	62.7 million	1999
% of women	49.1%	1999
% of urban population	45.0%	1999
Life Expectancy (total)	66.8	1999
Male	65.3	1999
Female	68.4	1999

Medical Care

Medical care personnel		
Population/Doctor ³	495	1990-99
Population/Nurse & midwife ⁴	450	1992-95

¹ World Bank. World Development Report 2000-2001

² World Bank. World Development Indicators 2001

³ UNDP. Human Development Report 2001

⁴ UNDP. Human Development Report 2000

Education⁵

Education system			
Primary education	5 year		
Compulsory education	8 year		
Adult literacy rate ²			
Male	66.1%		1999
Female	42.8%		1999
Enrollment ratio ⁵			
Primary education (Net enrollment ratio)			
Total	93%		1996
Male	98%		1996
Female	88%		1996
Primary education (Gross enrollment ratio)			
Total	101%		1996
Male	108%		1996
Female	94%		1996
Secondary education (Net enrollment ratio)			
Total	67%		1996
Male	71%		1996
Female	64%		1996
Higher education (Gross enrollment ratio)			
Total	20.2%		1996
Male	24.2%		1996
Female	15.9%		1996

⁵ UNESCO. Statistical Yearbook 1999

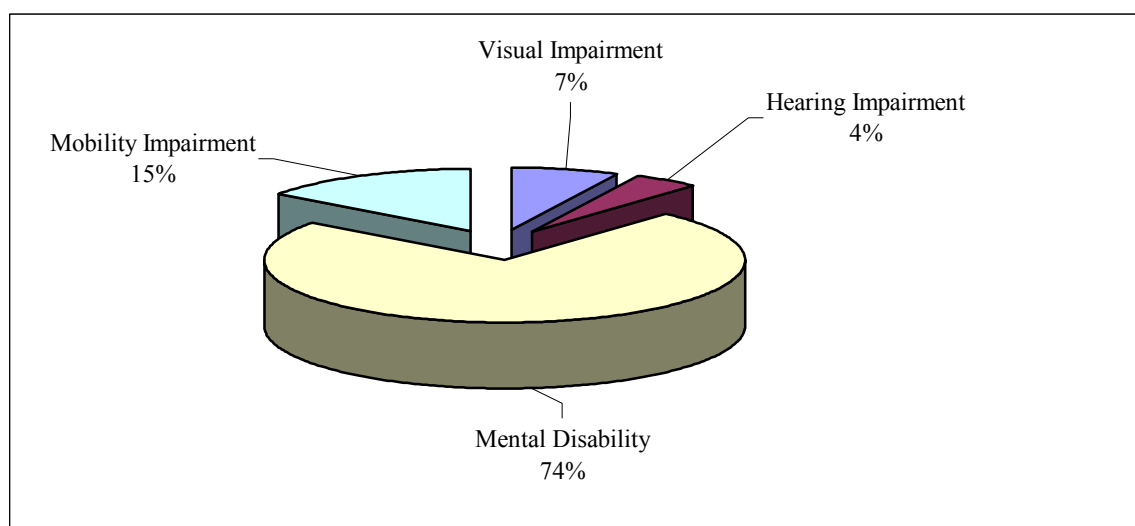
1-2. Indicators on Disability

Disability-specific Data

Table 1: Number of Persons with Disabilities by Types of Disability in 1996

Total Number of Persons with Disabilities	Visual Impairment	Hearing Impairment	Mental Disability	Mobility Impairment
1,060,536	151,510	90,906	1,515,100	303,020

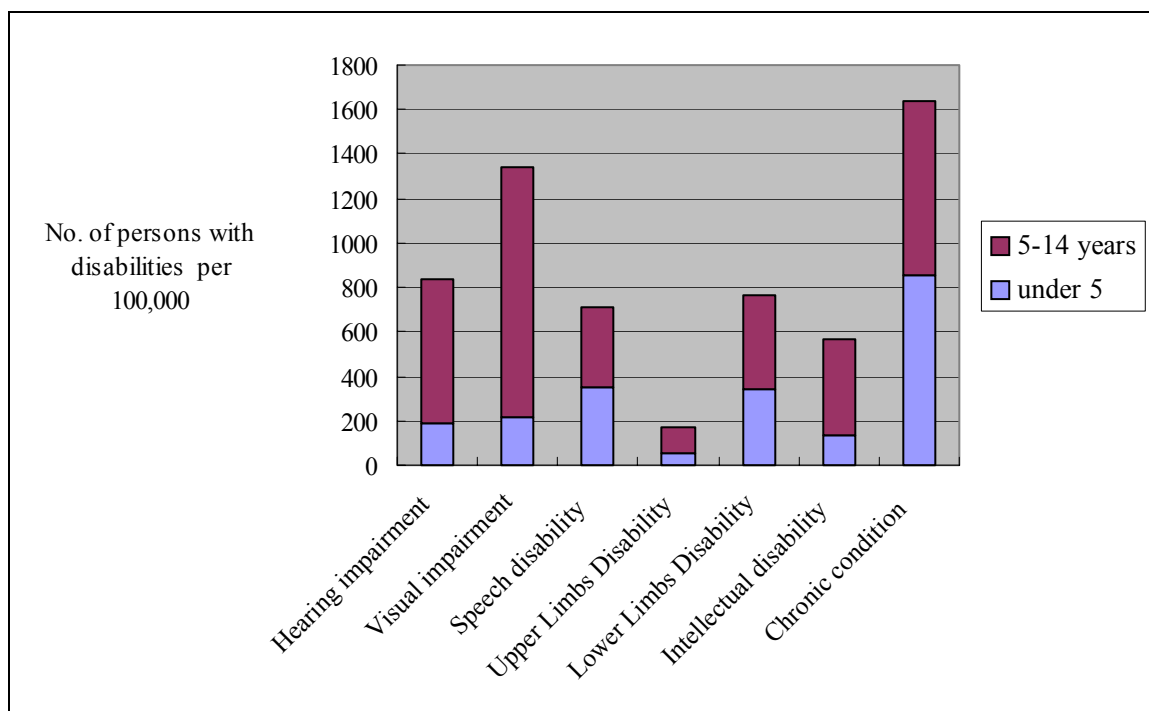
Figure 1: Types of Disability in Egypt in 1996



Source: Central Authority for Public Mobilization and Statistics

Age-specific Data

Figure 2: Number of Children with Disabilities per 100,000 by Age in 1997



Source: Social Research Center, American University in Cairo, *Child Well-being in Egypt, Results of EMICS*. 1997.

Note: Chronic conditions include heart, kidney, liver, leukemia, epilepsy and other diseases

Area-Specific Data

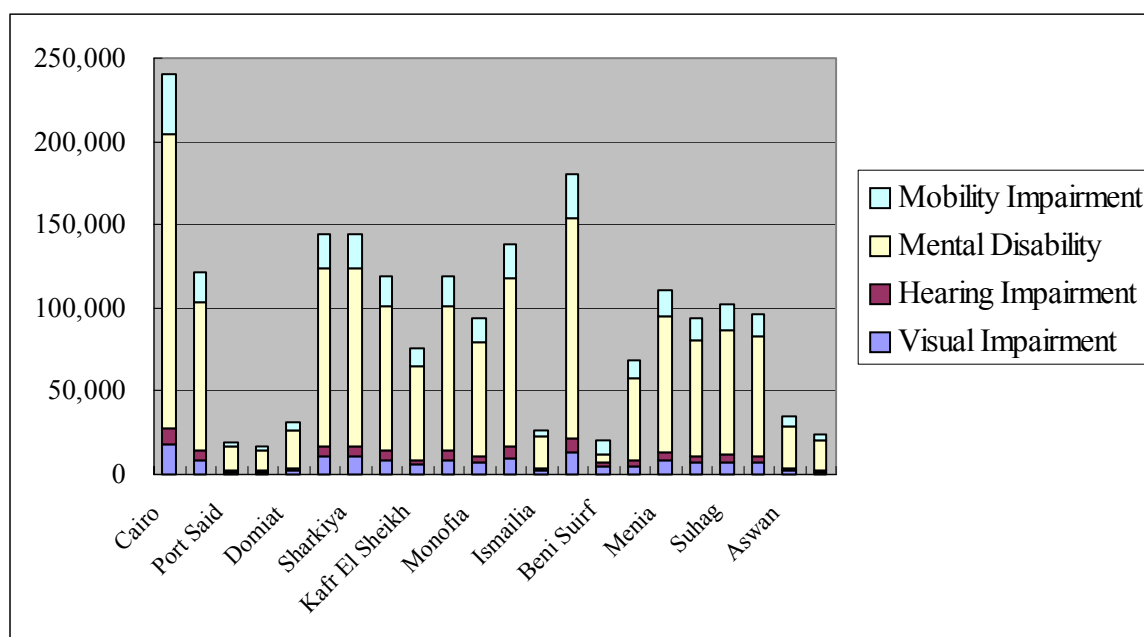
Table 2: Number of Disability by Area

Areas	Visual Impairment	Hearing Impairment	Mental Disability	Mobility Impairment
Cairo	17648	10589	176475	35295
Alexandria	8895	5337	88950	17790
Port Said	1408	845	14075	2815
Suez	1253	752	12525	2505
Domiat	2270	1362	22700	4540
Dakahlia	10648	6389	106475	21295
Sharkiya	10648	6389	106475	21295
Kalyobia	8730	5238	87300	17460
Kafr El Sheikh	5575	3345	55750	11150
Gharbia	8735	5241	87350	17480
Monofia	6888	4133	68875	13775
Behera	10198	6119	101975	20395
Ismailia	1933	1160	19325	3865
Giza	13243	7946	132425	26485
Beni Suirf	4510	2706	4510	9020
Fayoum	5003	3002	50025	10005
Menia	8150	4890	81500	16300
Assiut	6908	4145	69075	13815
Suhag	7470	4482	74700	14940
Qena	7103	4262	71025	14205
Aswan	2533	1520	25325	5065
Border Area	1768	1061	17645	3535

Note: Figures given for Dakahli and Sharkiya were the same. Total of persons with disabilities by area does not add up with other tables.

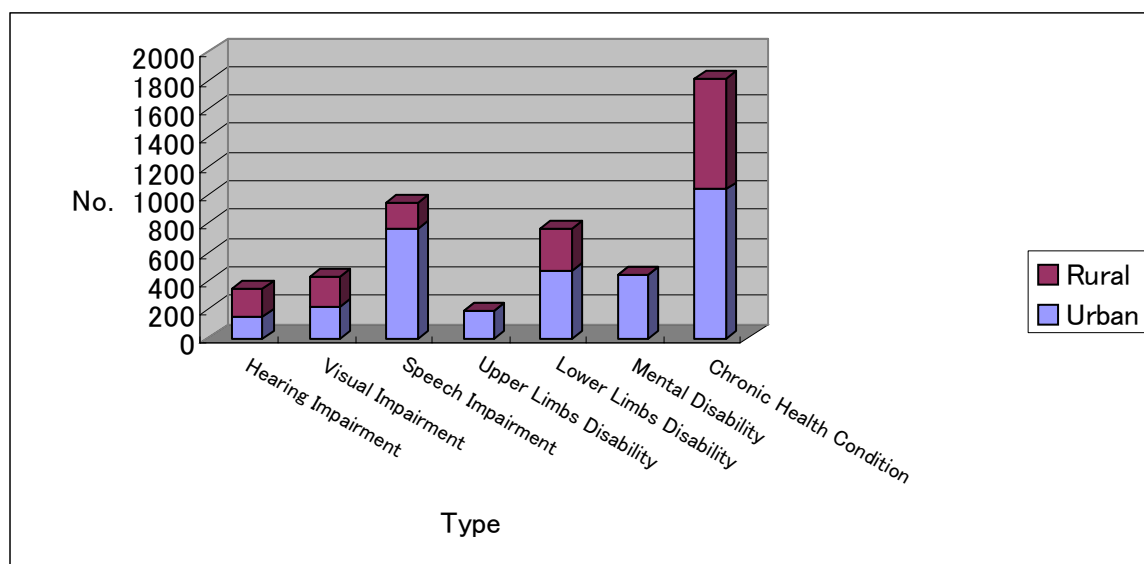
Source: The Faculty of Physical Therapy, Cairo University. *Country Profile Study on Persons with Disabilities in Egypt*. (year unknown)

Figure 3: Number of Disability by Area



Source: Central Authority for Public Mobilization and Statistics

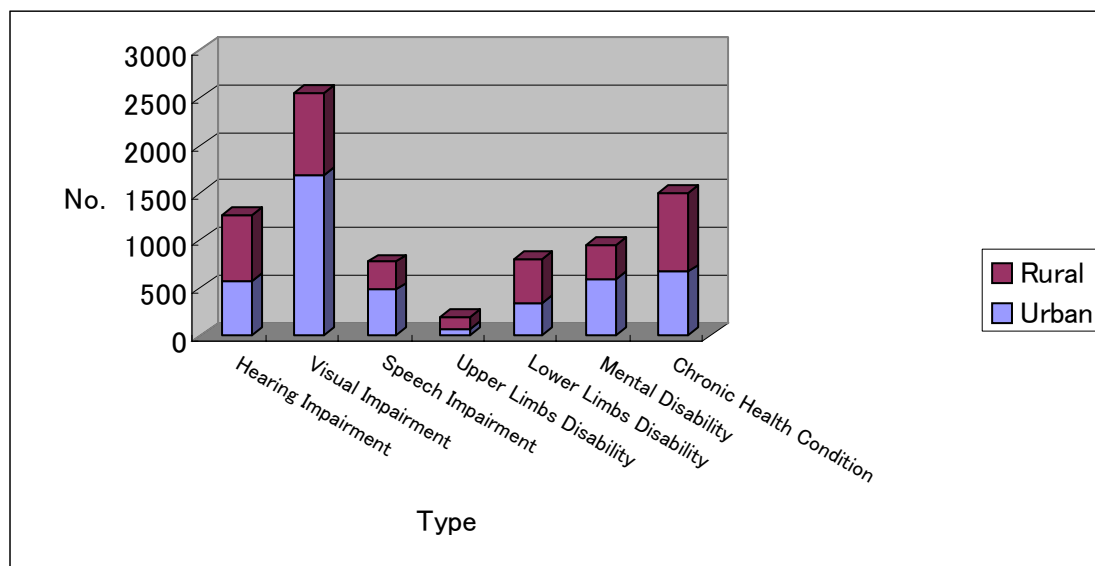
Figure 4: Number of Children with Disabilities under 5 per 100,000 by Types of Disability and Area



Note: Chronic Health Condition includes the disability condition such as heart, kidney, liver, leukemia, convulsions, and others.

Source: Social Research Center, American University in Cairo, *Child Well-being in Egypt, Results of EMICS*. 1997.

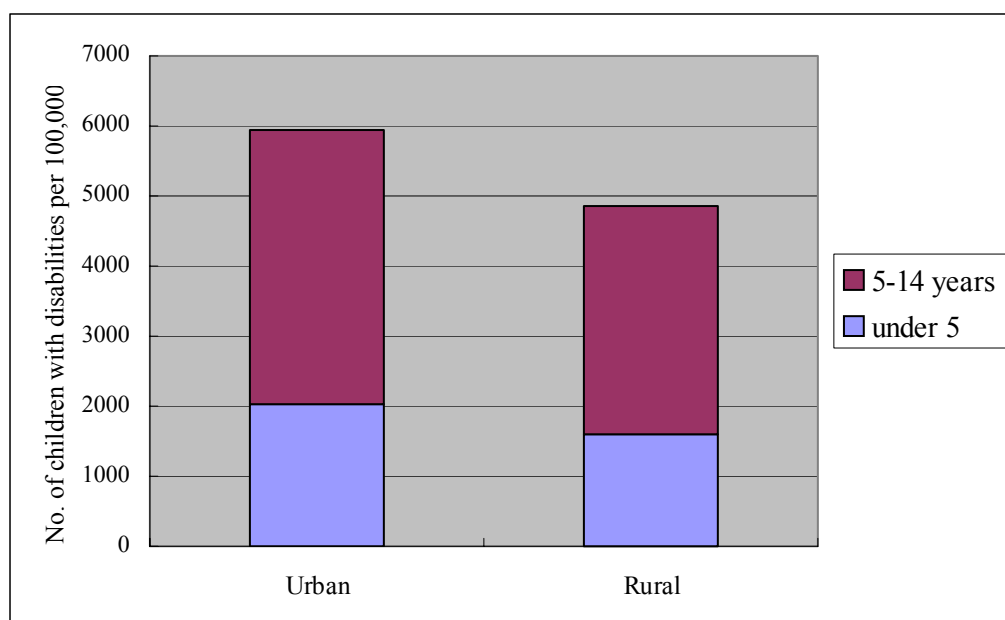
Figure 5: Number of Children with Disabilities Aged 5-14 Years per 100,000 by Type of Disability and Area



Note: Chronic Health Condition includes the disability condition such as heart, kidney, liver, leukemia, convulsions, and others.

Source: Social Research Center, American University in Cairo, *Child Well-being in Egypt, Results of EMICS*. 1997.

Figure 6: Number of Children with Disabilities per 100,000 by Area and Age



Source: Social Research Center, American University in Cairo, *Child Well-being in Egypt, Results of EMICS*. 1997.

Grade-specific Data

N/A

Cause-specific Data

N/A

Gender-specific Data

N/A

2. Issues on Disability

2-1. Definition of Disability in Egypt

In Egypt, “a disabled person” means a person who need rehabilitation service to meet the basic needs in society because impairment such as movement-related function, sensory function and mental function brings physical, social, economical and psychological disability.

⁶

2-2. Current Situation

1. Data on Disability

According to the Central Authority for Public Mobilization and Statistics, there are approximately two million persons with disabilities in Egypt, which represents about 3.5% of the total population. Unfortunately, no comprehensive data on disabilities is currently available.

2. The Lack of Services by the Government

The government of Egypt places a high priority on disability, with governmental and non-governmental organizations working together to solve disability issues. However, current services cover only about 10% of the total number of persons with disabilities.

The Ministry of Education provides special education services for children with disabilities. It introduced education services for the visually, hearing and mentally impaired through 165 specialized schools and 204 schools, with at least one or more special classrooms for children with disabilities.

2-3. Documentation and Survey on Disability

National Census

【Title】	Egypt Population, Housing and Establishments Census
【Last published】	1996
【Items regarding disability】	None

⁶ Rehabilitation and Care of the Handicapped in A.R.E., Department of Social Rehabilitation, Ministry of Social Affairs

Other Surveys

【Title】	Study of Disability Study ion Egypt
【Last published】	1993
【Items regarding disability】 Conducted by United Nations Children’s Fund (UNICEF). Children with Disabilities were identified by types of disabilities.	

【Title】	Egypt's Multiple Indicator Cluster Survey
【Last published】	1997
【Items regarding disability】 The Social Research Center of the American University in Cairo conducted a survey regarding children with disabilities, which was supported by UNICEF. The following questions are examples of those posed ⁷ : 1. Do any of your children have a hearing problem? 2. Compared to children of his/her age, does this problem affect the child’s daily activities or his/her education? Similar questions were also posed regarding sight problems, speech problems, problems with upper and lower limbs, and mental disability.	

⁷Social Research Center, American University in Cairo. Child Well-Being in Egypt

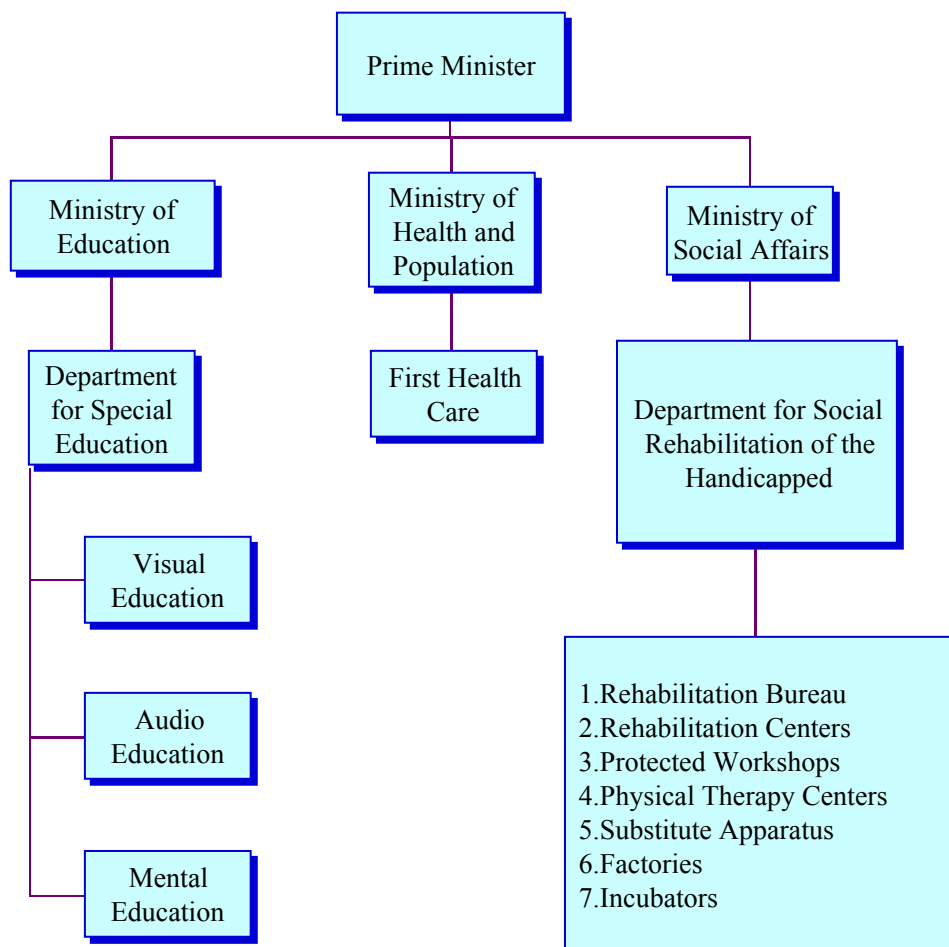
3. Administration and Policy on Disability

3-1. Administration on Disability

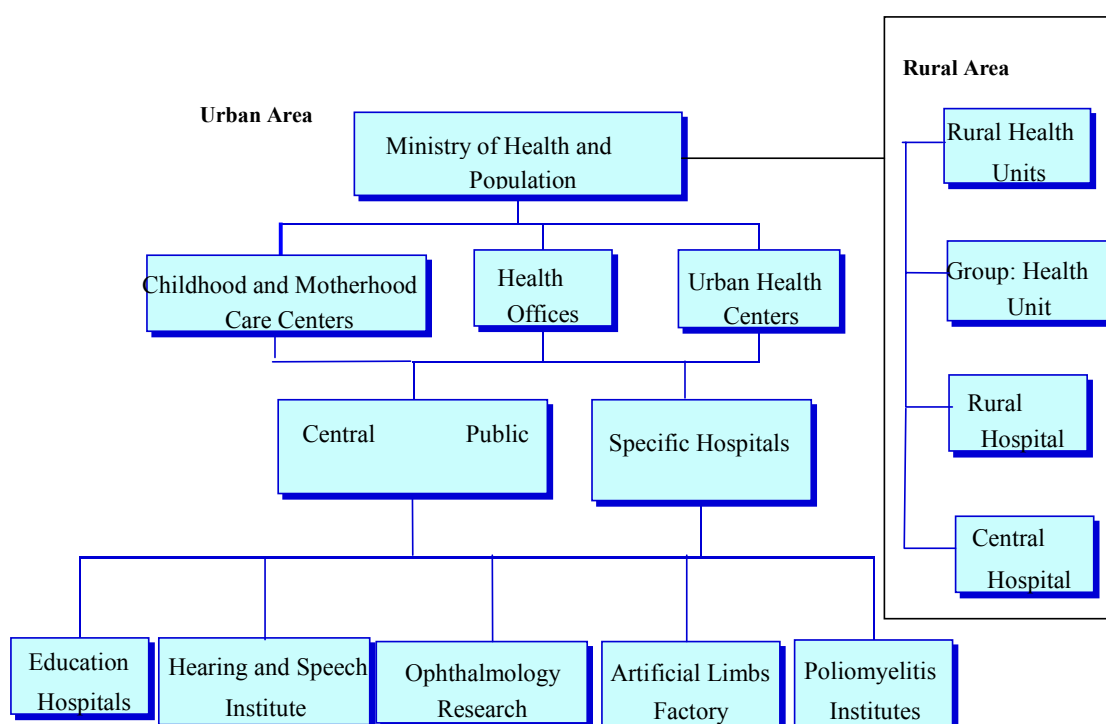
Central Government

【Organizational chart】

Organizational Chart of Central Government



Organizational Chart of Ministry of Health and Population



【Disability-related Governmental Organizations】

【Name】	【Description】
Ministry of Health and Population	No specific section or department is responsible for the planning and managing the disability-related services. This Ministry is responsible for the following services and items: <ol style="list-style-type: none"> 1. Eliminating the causes of disabilities 2. Early detection and treatment through necessary check ups, operations and medical rehabilitation 3. Participation in the planning and preparation of medical rehabilitation programs 4. Vaccinations and periodic check-ups 5. Therapeutic and rehabilitative services
Ministry of Education	The ministerial resolution No. 154 decided that children with disabilities should join special education schools and classrooms. Children with disabilities include children with visual disabilities, visual weaknesses, hearing disabilities, mental disabilities, and those whose health conditions require hospital care. The Ministry is responsible for special education schools and classrooms, and the promotion of special education.
Ministry of Social Affairs	This Ministry prepares policies to care for persons with disabilities, and issues licenses to non-governmental organizations (NGOs), which provide rehabilitation services, physical therapy, intellectual education, and other social services for persons with disabilities

SETI Center	Established by the Ministry of Social Affairs and CARITAS-Egypt as a Special Education Training pilot project. Offered short intensive training courses on a modular basis to beginners, special educators working in this field, psychologists, social workers, physicians and those trainers working in government organizations and NGOs.
-------------	--

Local Government

【Organizational chart】

See **Organizational Chart of Ministry of Health and Population** for regional organizations of the Ministry of Health and Population.

【Disability-related Organizations in Local Government】

【Name】	【Description】
	Unknown

3-2. Laws and Regulations on Disability

【Title】	Law No.39
【Year legislated】	1975 (Amended in1982)
【Description】	The law defined persons with disabilities and their rehabilitation, and set a 1% employment quota of persons with disabilities. Rehabilitation centers were required to obtain a license from the Ministry of the Social Affairs. The 1982 amendment revised the employment quota of persons with disabilities upward to 5%.

3-3. Policies on Disability

National Development Plan

【Title】	N/A
【Period】	
【Items regarding disability】	

3-4. Measures on Disability

Prevention, Identification and Early Intervention

【Current situation】

The Ministry of Health and Population provides services that focus on the early detection of disability and the early therapeutic intervention through periodic vaccinations. Early intervention and rehabilitation services are provided at mother and child care centers, hospitals and other institutes specializing in disability-related treatment..

Medical Services and Rehabilitation

【Current situation】

Unknown

Education

【Current situation】

Governmental efforts in special education cover only 4%. However, the Ministry of Education is slowly involving itself in efforts to introduce inclusive education through United Nations Educational, Scientific and Cultural Organization (UNESCO) initiatives.

Social Services

【Current situation】

Unknown

Vocational Training and Employment Promotion Services

【Current situation】

Unknown

Community-based Rehabilitation (CBR)

【Current situation】

Unknown.

Communication Tools

【Current situation】

Unknown

3-5. Experts and Workers in the Field of Disability

Name	Contact person/Address	Training
Practical and Clinical Training	Faculty of Physical Therapy, Cairo University	<ol style="list-style-type: none"> 1. 8 hours per week practical training on stimulation for 2 years at the biomechanics department. 2. 22 hours per week clinical training for 3 months at the Internal Medicine, Chest and Intensive Care Departments. 3. 9 hours per week clinical training for 3 months at Gynecology and Obstetrics Department. 4. 11 hours/week clinical training for 3 months at General Surgery & Burns Departments. 5. 22 hours/week clinical training for 3 months at the Orthopedic Department. 6. 20 hours/week clinical training for 3 months at the Pediatrics and Pediatric Surgery Department. 7. 22 hours per week clinical training for 3 months at the Neurology, Neurosurgery and Psychiatric Department. 8. 12 months full-time, clinical training as an intern after which the student can practice physiotherapy.

4. Disability-related Organizations and Activities

4-1. Activities by Disability-related Organizations

Unknown

4-2. Cooperation Projects on Disability Organized by International and Other Donors

Assistance by Multilateral/Bilateral Organizations and International NGOs

World Bank

The World Bank has funded, in collaboration with the Government of Egypt and the Ministry of Social Affairs, a US\$ 5 million “Social Protection Initiative Project.” The duration of the project is from 1999 to 2004. It aims to develop an integrated child with disability and youth-at-risk program and to improve service delivery. Activities include⁸:

1. Staff training
2. Service delivery, consisting of outreach to families on socialization, physiotherapy, nutrition and early childhood development
3. Service delivery of in-house day-care facilities and rehabilitative therapies.

UNESCO⁹

As a follow-up to the World Conference on Special Needs Education in 1994¹⁰, UNESCO launched a project to disseminate information through small-scale innovations at the national, provincial and local levels. The project promotes the inclusion of children with disabilities and children with learning difficulties in regular schools. Target areas are policy development, teacher training, educational support services, parent education, early childhood education,

⁸ The World Bank. *Including Persons with Disabilities A Directory of World Bank Projects*, Retrieved March 20, 2002, from

<http://wbln0018.worldbank.org/hdnet/hddocs.nsf/2d5135ecbf351de6852566a90069b8b6/dcd86d9fc62cb60a8525685f006a41bf?Open Document>

⁹ UNESCO, *Inclusive Schools and Community Support Programmes*. Retrieved March 22, 2002, from <http://www.unesco.org/education/educprog/sne/iscsp.html>

¹⁰Please refer to “Kokusairengou to Syougaimondai”(United Nations and Disability-related Issues), “Syougai hoken fukushi kenkyu jyouhou sisutemu”(The System of Research Information on Disability-related Health and Welfare). Retrieved March 22, 2002, from <http://www.dinf.org/doc/intl/un/unpwd/mokuji.html>

awareness raising, education of the hearing impaired, adult education and counseling services for making a transition to active life.

The project consisted of two phases, with the second phase (1998-1999) covering eleven countries, including Egypt. In Egypt, the project was carried out by Caritas, Egypt, through its SETI Centre to advise, study and train on mental retardation issues. Previous initiatives on inclusive education had failed to include the collaboration of the Ministry of Education. The UNESCO project was a key opportunity to involve the Ministry in efforts at introducing inclusive education.

The objectives of the project were as follows:

1. Guarantee the right of children with disabilities to be educated with their non-disabled peers
2. Create new service delivery models that could be replicated throughout the country
3. Develop positive attitudes and meaningful friendships between learners with and without disabilities
4. Facilitate the participation of children with disabilities in the community

Assistance by Japan

From 1977 to 1982, a vocational training center for machine maintenance was established at Shoubra El-kheima through Project-Type Cooperation. In 1999, there were two Grant Assistance for Grassroots Projects on disability. One project supplied training materials to a hearing impaired facility, and another supplied materials to a rehabilitation training center for persons with disabilities.

5. References

This report is based on a report by a local consultant.

Main source:

The Faculty of Physical Therapy, Cairo University. *Country Profile Study on Persons with Disabilities in Egypt.*

Other references:

Social Research Center, American University in Cairo. *Child Well-Being in Egypt*, Retrieved March 19, 2002, from http://www.childinfo.org/mics/Cntry_files/Egyresul.pdf

World Bank. *Including Persons with Disabilities A Directory of World Bank Projects*
[Retrieved March 20, 2002, from
<http://wbln0018.worldbank.org/hdnet/hddocs.nsf/2d5135ecbf351de6852566a90069b8b6/dcd86d9fc62cb60a8525685f006a41bf?OpenDocument>]

World Bank. World Development Report 2000-2001

UNDP. Human Development Report 2001

UNESCO, *Inclusive Schools and Community Support Programmes*.
[Retrieved March 22, 2002, from <http://www.unesco.org/education/educprog/sne/iscsp.html>]

UNICEF. The State of the World's Children 2001