

Gender & Growth: Africa's Missed Potential

C. Mark Blackden, World Bank

mblackden@worldbank.org

Workshop on Engendering PRSPs in Africa

Nairobi, Kenya

December 1, 2003



Outline

1

- ◆ Roles of Men and Women
 - Who does what?

2

- ◆ Implications for Policy
 - Economies as gendered structures
 - Gender inequality limits growth
 - Labor is a constraint

3

- ◆ A Growth & Poverty Agenda
 - 5 key action areas for PRSPs




Uganda: Gender Intensity of Production

Uganda: Structure of the Economy, 1997					
Sector	Share of GDP	Gender Intensity of Production		Contribution to GDP by Sector	
		Women	Men	Women	Men
	(%)	(%)	(%)	(%)	(%)
Agriculture	49.0	75.0	25.0	72.6	24.8
o/w: Food Crops	33.0	80.0	20.0		
Traditional Exports	3.5	60.0	40.0		
NTAEs	1.0	80.0	20.0		
Industry	14.4	15.0	85.0	4.3	24.8
o/w: Manufacturing	6.8	n.a.	n.a.		
Services	36.6	32.0	68.0	23.1	50.4
TOTAL:	100.0				
Contribution to GDP:		50.6	49.4	100.0	100.0

Notes: Gender Intensity of Production - female and male shares of employment.

NTAE = Non-Traditional Agricultural Exports.

Source: Elson and Evers 1997. Supplemental estimates by World Bank. Data sources: WDI 2001; ACGD 2002.



Key Policy Implications: 1

- Because economies are gendered structures ...
- “ ... sectoral growth patterns make **different demands** on men’s and women’s labor and have different implications for the **division of labor** and the **distribution of income**”

Source: Elson and Evers, 1997.



Madagascar: Garment Sector

Variable	M	W
Total Workforce (%)	24.8	75.2
Permanent Positions (within sex %)	78.9	57.1
Mean Monthly Wage (US\$)	49.9	33.9
Workers Below Poverty Line (%)	25.2	43.8
Average Increase in Income (%)	276	190
Earnings Change – Skilled (%)	34.0	23.0
Earnings Change – Unskilled (%)	11.0	0

Source: Alessandro Nicita and Susan Razzaz. 2002. *Who benefits and how much? How gender affects welfare impacts of a booming textile industry*. World Bank, Washington, D.C. (processed).



Key Policy Implications: 2

- Because gender disparities persist in access to and control of human, economic, and social **assets** ...
- ... gender-based inequality **limits economic growth** and diminishes poverty reduction
 - Africa's missed potential



Gender Inequality and Economic Growth: 1

■ **Cameroon: Rice vs. Sorghum**

Women do not control income from rice production, prefer less remunerative sorghum production which they control

Total household income **lower** than it could be

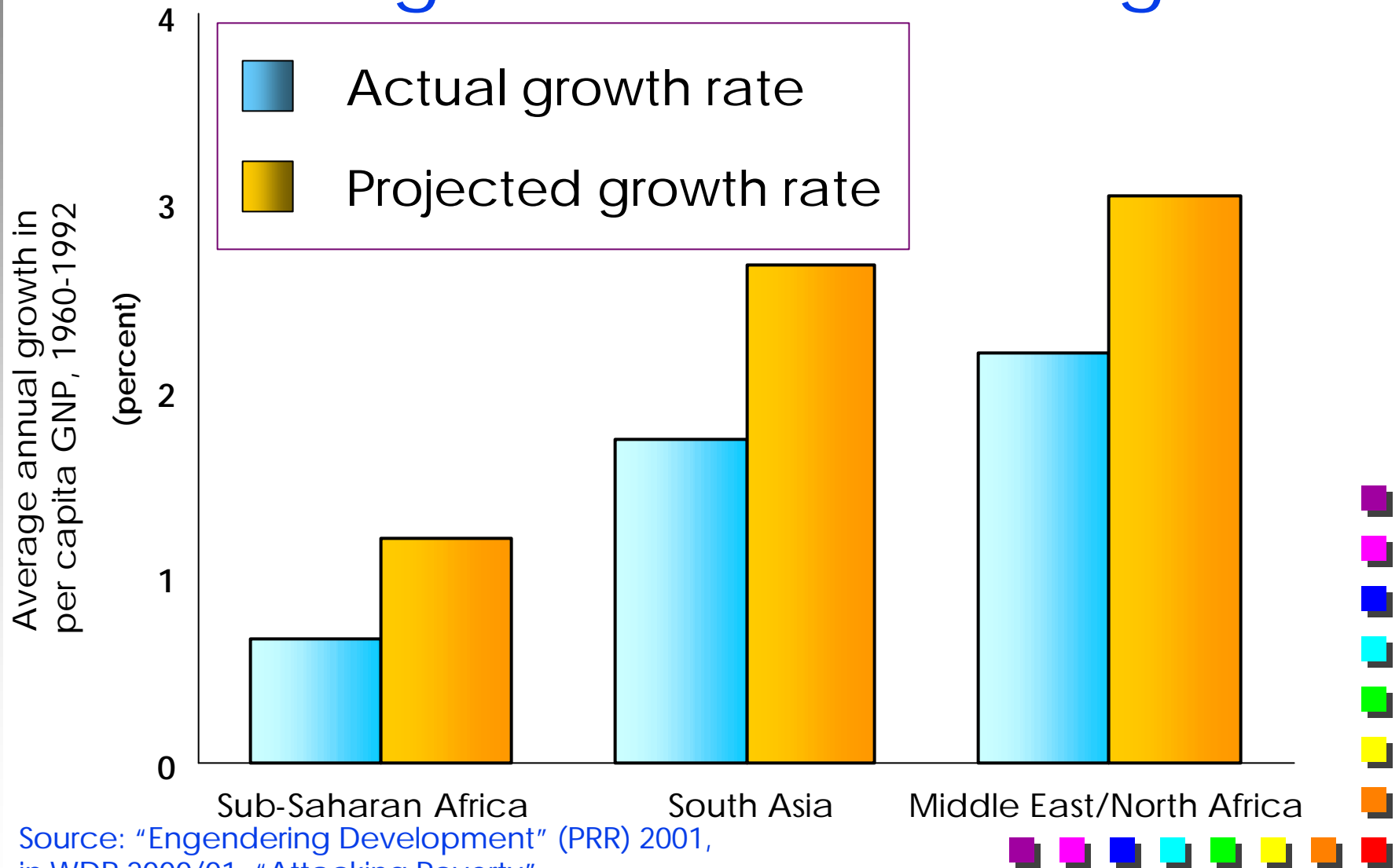
■ **Burkina Faso: Agricultural Production**

Key inputs (labor, fertilizer, manure) are unevenly distributed

IF existing inputs were shifted between men's and women's plots, output would be up by **10-20 %**



Closing the gender gap in schooling boosts economic growth



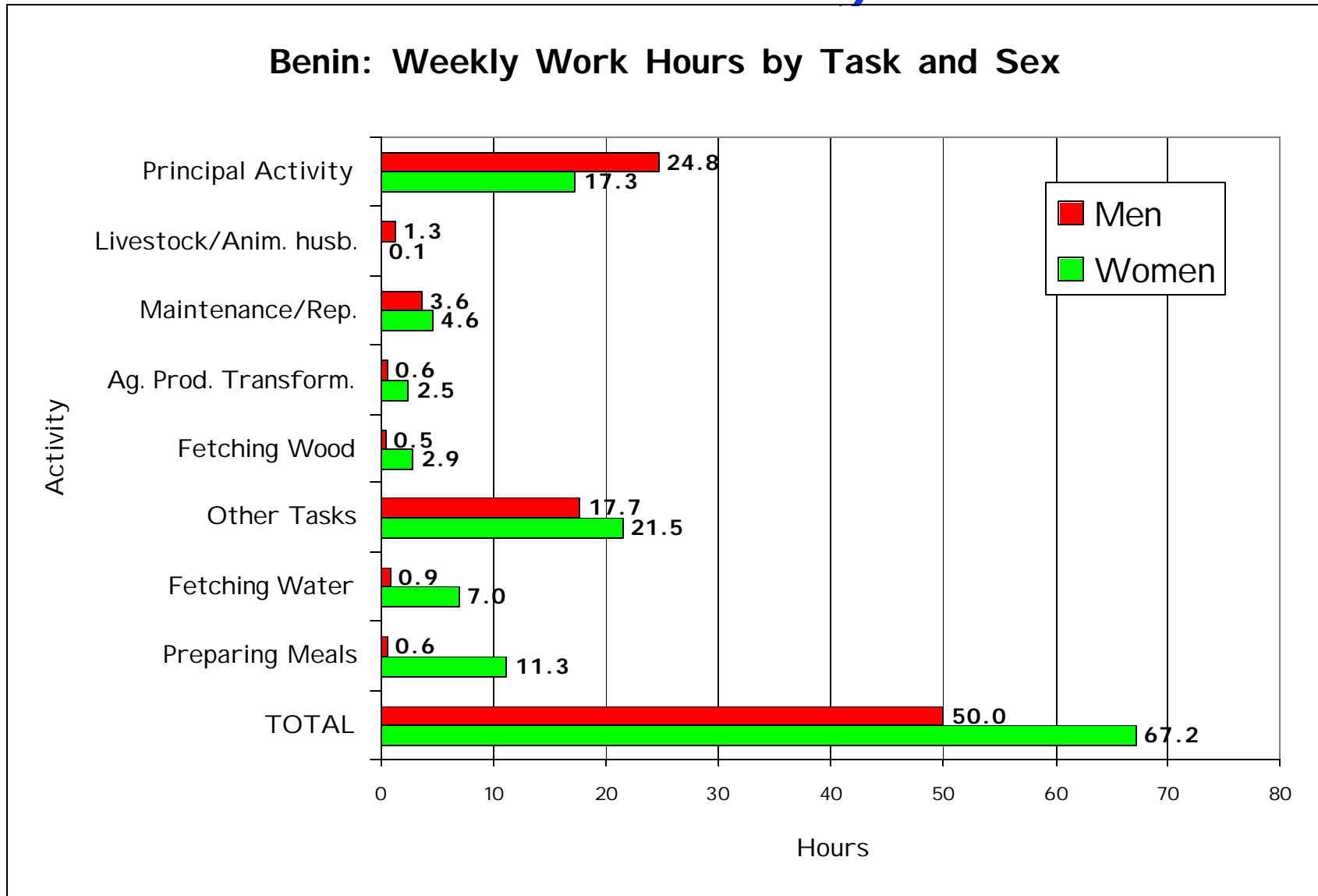
Source: "Engendering Development" (PRR) 2001, in WDR 2000/01, "Attacking Poverty"

Key Policy Implications: 3

- Labor is a **constraint**, not the “most abundant asset” of the poor (esp. in context of HIV/AIDS)
 - market & household work are intertwined—this affects labor allocation & productivity
- Raising labor productivity must focus on raising **female** labor productivity across tasks



The "Double Workday" of Women



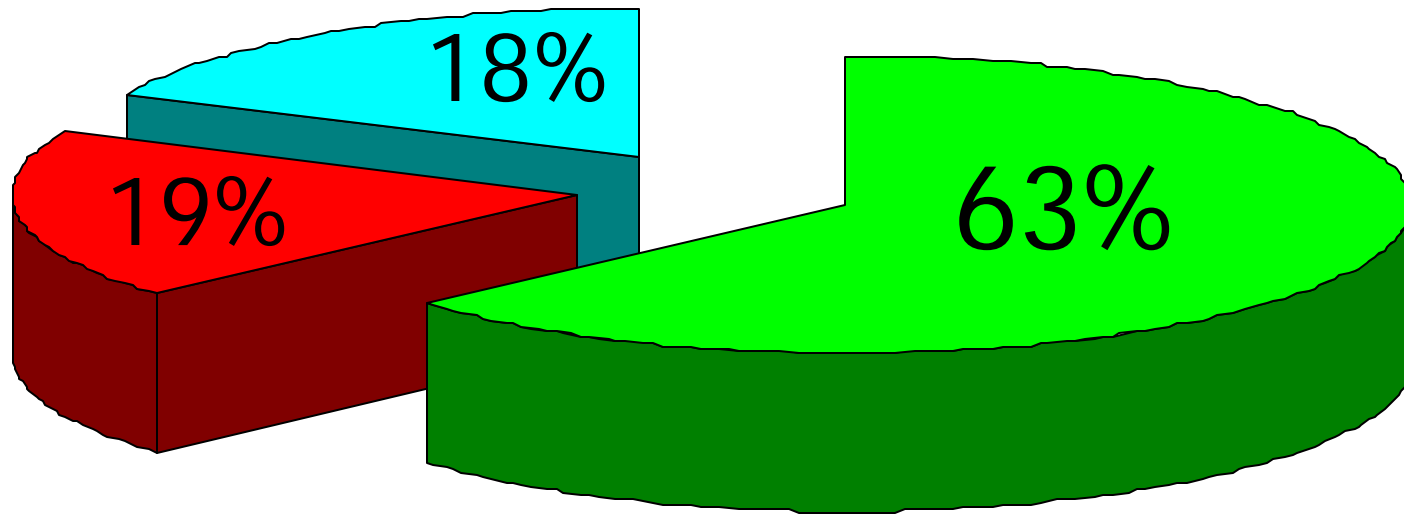
Source: *Benin --Time Allocation Study*, UNDP, 1998



Zambia: Transport Time (%)

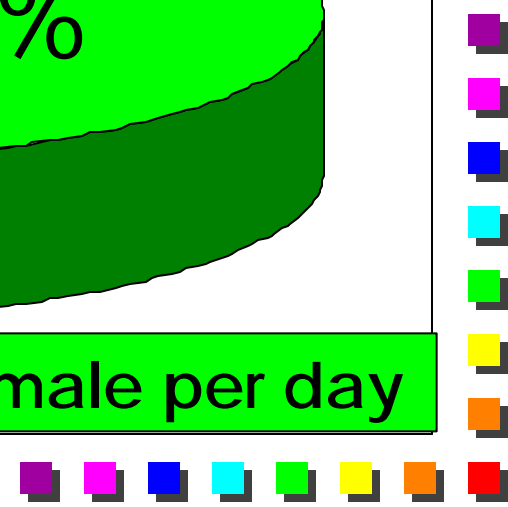
- Domestic
- Agriculture
- Services & Social

Domestic Travel Time (%)		
Women	Men	Other
96	1	3



2.35 hours per adult female per day

Source: Christina Malmberg-Calvo. 1994, *Women in Rural Transport* ... SSTP Working Paper No. 11. World Bank and ECA.



Interdependent ...

GENDER DIVISION OF LABOR
ACCESS & CONTROL
OF RESOURCES

MARKET

Labor
Segmentation

Key Characteristics

MONETIZED
ECONOMY
PREDOMINANTLY
MALE
GOVERNED
BY LAW


HOUSEHOLD

Labor Immobility
Valued at 30-50%
of GDP

Key Characteristics

UNPAID NON-
MONETIZED
PREDOMINANTLY
FEMALE
GOVERNED
BY CUSTOM

LABOR SUPPLY



Invisible?

MARKET

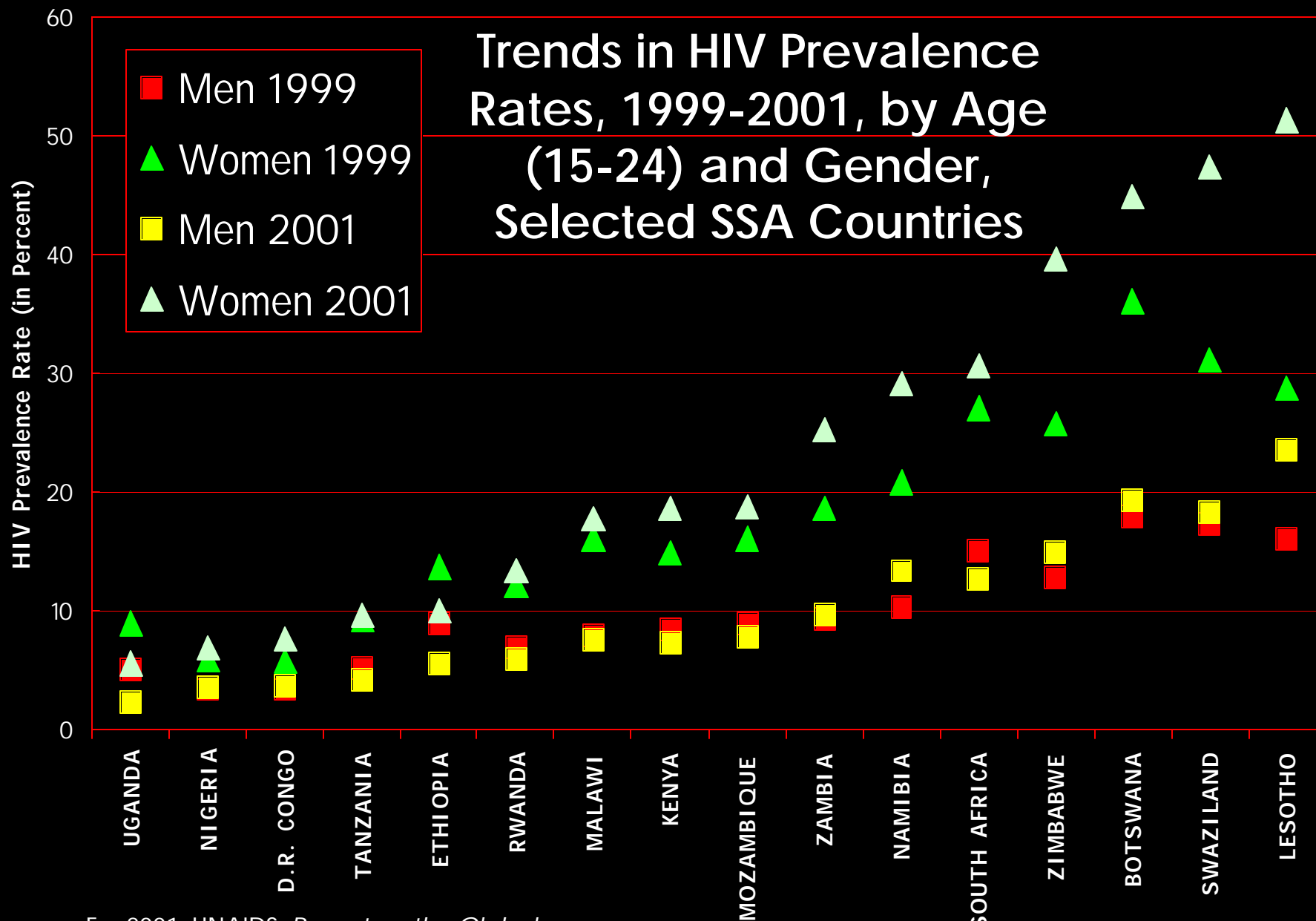
Labor
Segmentation

Key Characteristics

MONETIZED
ECONOMY
PREDOMINANTLY
MALE
GOVERNED
BY LAW



Trends in HIV Prevalence Rates, 1999-2001, by Age (15-24) and Gender, Selected SSA Countries



Sources: For 2001: UNAIDS, *Report on the Global HIV/AIDS Epidemic, 2002*. For 1999: UNAIDS Country Data Files, June 2000. www.unaids.org

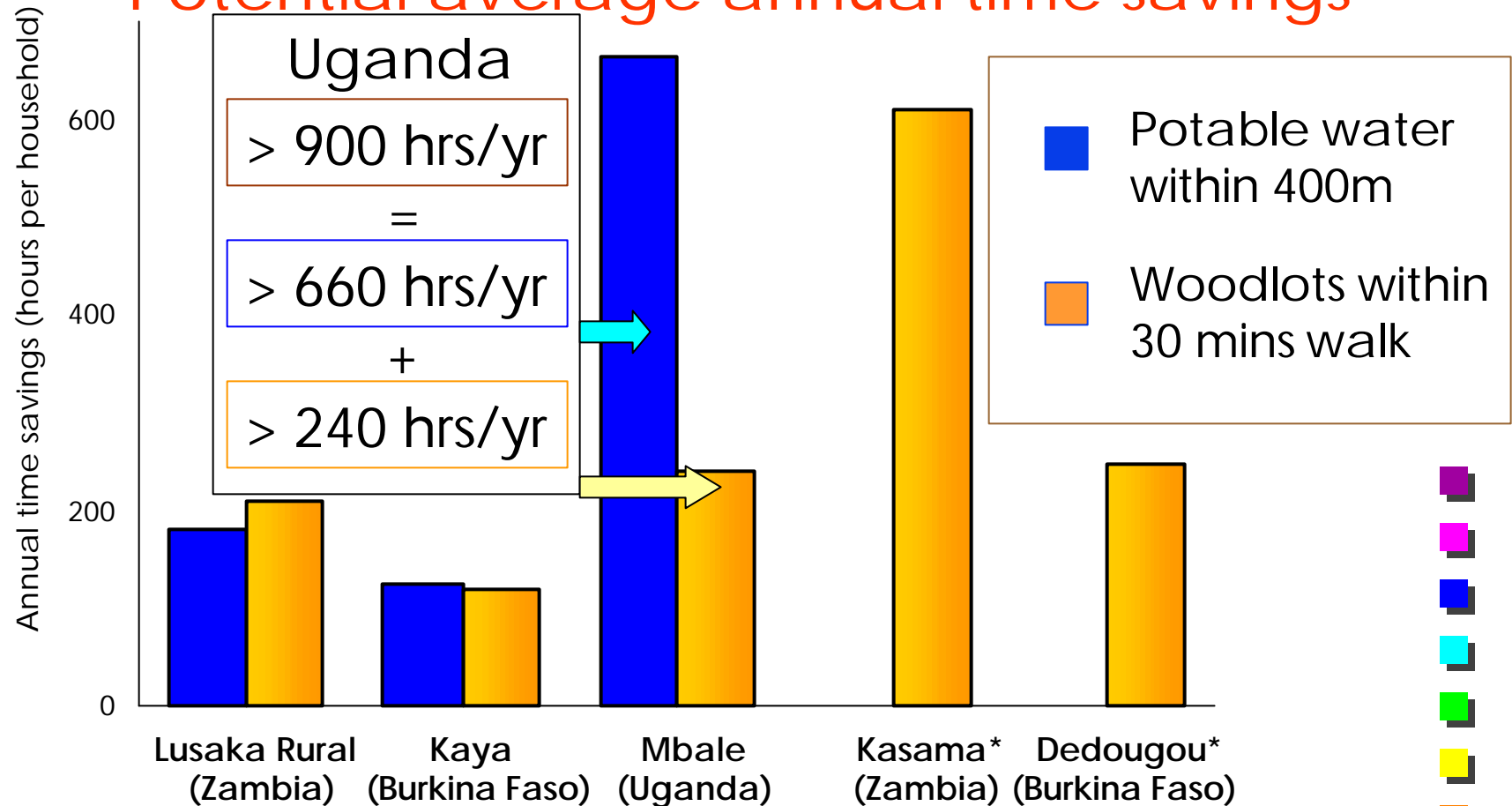
Engendering PRSP Actions

- Gender-inclusive **participation** in setting policy, poverty reduction (PRSP), and investment priorities,
 - “gender-responsive budget initiatives”
- Gender-inclusive investment in **pro-poor growth** w/ focus on agriculture & informal sector
 - research/extension, technology, financial services
- **Concurrent investment in household economy** water/sanitation, **domestic energy**, transport, & labor-saving technology
- **Concurrent investment in human development**
- Engender **statistics**, accounts, poverty analysis and monitoring – focus on “time poverty”



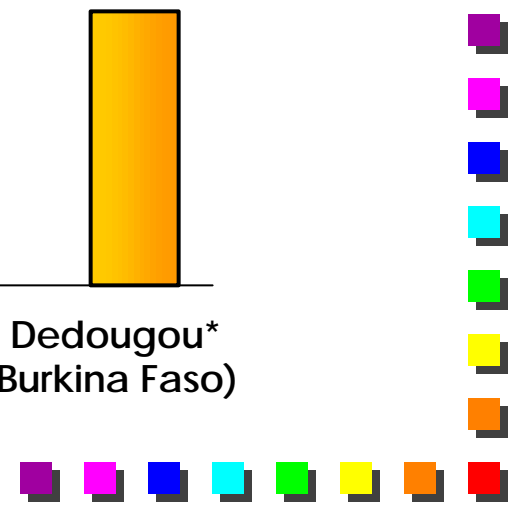
Water and fuel investments significantly reduce collection time

Potential average annual time savings



* Kasama & Dedougou already within the target for water.

Source: Barwell 1996, in *Engendering Development*, PRR, 2001.



“Can Africa Claim the 21st Century?”

- Women are one of Africa’s hidden **growth** reserves, providing **most of the region’s labor**, but their productivity is hampered by widespread **inequality** in education and access ...

Gender equality can be a potent force for accelerated poverty reduction

