

# **VIOLENT CONFLICT DATASET**

## **1991 – 2008**

1. Sub-Saharan Africa (AFR)
2. Middle East and North Africa (MNA)
3. East Asia and the Pacific (EAP)
4. Europe and Central Asia (ECA)
5. South Asia (SAR)
6. Latin America and the Caribbean (LCR)
7. References
8. Annexes: Graphs

## **DISCLAIMER**

This data has not undergone the review accorded to official World Bank work. The findings, interpretations, and conclusions expressed herein are those of the author(s) and do not necessarily reflect the views of the International Bank for Reconstruction and Development / The World Bank and its affiliated organizations, or those of the Executive Directors of The World Bank or the governments they represent. The World Bank does not guarantee the accuracy of the data included in this work.

This dataset was prepared by Benjamin Petrini, of the Social Development Department at The World Bank, and completed in January 2010.  
For more information, please contact [socialdevelopment@worldbank.org](mailto:socialdevelopment@worldbank.org)

## VIOLENT CONFLICTS IN SUB-SAHARAN AFRICA, 1991-2008

8 columns describe episodes of armed conflict and collective violence								
<u>1. Country</u>	<u>2. Actors</u>		<u>3. Year</u>	<u>4. Type</u>	<u>5a. Incompatibility</u> (all conflict types except Non-state)	<u>6. Intensity</u>	<u>7. Issue &amp; Brief Description</u>	<u>8. Deaths</u>
	<u>Side A</u>	<u>Side B</u>			<u>5b. Organizational level</u> (only Non-state conflicts)			
Angola	Angola	UNITA (União nacional para a independência total de Angola)	1991-95, 1998	Internal	Government	War	Civil war active since independence (1975). During Cold War, conflict involved US, USSR, Cuba, South Africa. 1990s: frustrated mediation; death of UNITA's leader (Savimbi, 2002) led to rebels defeat and peace accord.	49,383 (1991-95); 13,400 (1998-02); 414 (2002); 500,000 - 700,000 (1992-02)
	Angola, Namibia		1999-2002	Internationalized internal				
	Angola	FLEC-FAC (Frente da libertação do enclave de Cabinda)	1994, 1996-98, 2002, 2004, 2007	Internal	Territory: Cabinda	Minor	Separatist armed struggle in oil-rich region of Cabinda dates back to 1960s. After end of main civil war, govt conducted successful offensive. Rebels split: one side joined the govt and other side still at large fighting.	315 (2002); 37 (2004); 25 (2007); 3,500 (1975-05)
		FLEC-R (Frente da libertação do enclave de Cabinda-Renovada)	1991, 1994, 1997, 2002					
Burundi	Burundi	Palipehutu (Parti pour la libération du peuple Hutu)	1991-92	Internal	Government	War: 1998, 2000-2002 Minor: all other years	Ethnic warfare between Tutsis (15% of total pop.) and Hutus (85%) for control of central govt. Since independence (1962), Tutsis in power: Hutu grievances date back to 1965, but no armed rebellion until 1991, after political liberalization. In 2000s many rebel groups enter negotiations - last one in 2008.	5,336 (1999-06); 201 (2008); 2,384 (2002-06); 100,000 (1993-05)
		CNDD (Conseil national pour la défense de la démocratie)	1994-98					
		Frolina (Front pour la libération nationale)	1997					
		Palipehutu-FNL (Forces nationales de libération)	1997-2006, 2008					

<b>1. Country</b>	<b>2. Actors</b>		<b>3. Year</b>	<b>4. Type</b>	<b>5a. Incompatibility</b> (all conflict types except Non-state)	<b>6. Intensity</b>	<b>7. Issue &amp; Brief Description</b>	<b>8. Deaths</b>
	<b>Side A</b>	<b>Side B</b>			<b>5b. Organizational level</b> (only Non-state conflicts)			
<b>Burundi</b>		CNDD–FDD (Forces pour la défense de la démocratie)	1999-2003					
	CNDD–FDD (Forces pour la défense de la démocratie)	Palipehutu–FNL (Forces nationales de libération)	2003-04	Non-state	Formally organized groups	Minor	Hutu rebel groups vied for power and territory in the 1990s and 2000s. Fighting between groups erupted following decisions by some of them to negotiate with Tutsi govt.	97
	Palipehutu–FNL (Forces nationales de libération)	Palipehutu–FNL – LP (Lovers of Peace faction)	2007	Non-state	Formally organized groups	Minor	Fighting broke out within Palipehutu–FNL, following one faction's withdrawal from peace process and demobilization program.	50
<b>Cameroon, Nigeria</b>	Cameroon	Nigeria	1996	Interstate	Territory: Bakassi	Minor	Border conflict over oil-rich Bakassi peninsula. In 2002 International Court of Justice gave reason to Cameroon.	76 - 200
<b>Central African Republic</b>	Central African Republic, France	Military faction (forces of Cyriac Souke)	1996-97	Internationalized internal	Government	Minor	Instability and ethnic grievances characterize CAR post-1991 political liberalization. Series of coups attempts; legacy of militarization of politics. Involvement of foreign powers. After being sacked from military, Gen. Bozize seizes power through force (2003). New insurgency in 2006.	196 (1996-97); 219 - 1,299 (2001-02); 45 (2006); 1,000 (2001-03); 1,500 (2005-08)
		UFDR (Union des Forces démocratiques pour le rassemblement)	2006+					
	Central African Republic, Libya	Military faction (forces of André Kolingba)	2001	Internationalized internal				
	Central African Republic	Forces of Francois Bozize	2002	Internal				



<u>1. Country</u>	<u>2. Actors</u>		<u>3. Year</u>	<u>4. Type</u>	<u>5a. Incompatibility</u> (all conflict types except Non-state)	<u>6. Intensity</u>	<u>7. Issue &amp; Brief Description</u>	<u>8. Deaths</u>
	<u>Side A</u>	<u>Side B</u>			<u>5b. Organizational level</u> (only Non-state conflicts)			
<b>Chad</b>	Tama	Zaghawa	2007	Non-state	Organized groups	Minor	ethnicity) and external causes (linkages to Darfur). Conflict for land.	126
<b>Chad*</b>	Toroboro ("black" sedentary farmer)	Janjawid ("arab" pastoralist)	2006-08	Non-state			Communal fighting between militias.	5,000
<b>Comoros</b>	Comoros	MPA/Republic of Anjouan	1997	Internal	Territory: Anjouan	Minor	Struggle for Anjouan (one of the three main islands) independence. Peace agreement (2001): federal system.	56
	Comoros*	Factions of military forces	1995-99	Internal	Government		Instability, politicization of military; series of military overthrow of elected government.	
<b>Congo, Republic of</b>	Congo, Republic of	Cobras	1993	Internal	Government	Minor: 1993-94, 1999, 2002 War: 1997-98	Democratization process in the 1990s sparked ethnic violence and militias. Groups competing for power; involvement of external powers. Armed violence had 3 waves: 93-4; 97-9; and 2002.	2,000 (1993)
		Ninjas	1993-94					7,000
	Congo, Angola, Chad	Cobras, Cocoyes	1997	Internationalized internal				2,300
		Cocoyes, Ninjas, Ntsiloulous	1998-99					116; 500 (2002-03)
<b>Cote D'Ivoire</b>	Cote D'Ivoire	MPCI (Mouvement patriotique de la Côte d'Ivoire)	2002	Internal	Government	Minor	Attempted coups trigger civil war. MPCI in control of the largely Muslim north and two smaller rebel factions emerged in the west. Fighting largely ends in stalemate in April 2005 with French intervention and outside mediation. Peace in 2007	1,265; 737; 3,000 (2000-05)
		MJP (Mouvement pour la justice et la paix), MPIGO (Mouvement populaire ivoirien du Grand Ouest)	2002-03					

<u>1. Country</u>	<u>2. Actors</u>		<u>3. Year</u>	<u>4. Type</u>	<u>5a. Incompatibility</u> (all conflict types except Non-state)	<u>6. Intensity</u>	<u>7. Issue &amp; Brief Description</u>	<u>8. Deaths</u>
	<u>Side A</u>	<u>Side B</u>			<u>5b. Organizational level</u> (only Non-state conflicts)			
Cote D'Ivoire		FN (Forces Nouvelles)	2004				2007.	
	Dioula	Krou	2002-05	Non-state	Organized groups	Minor		451
	FN (Forces Nouvelles)	FN – IC (Ibrahim Coulibaly faction)	2004	Non-state	Formally organized groups	Minor	Internal split in the anti-govt FN triggered armed violence between the two groups	134
	FN (Forces Nouvelles)	MILOCI (Mouvement pour la Liberation de l'Ouest de la Côte d'Ivoire)	2005				Fighting erupts between anti-govt FN and pro-govt militias and mercenaries.	28
Democratic Republic of Congo	Democratic Republic of Congo	AFDL (Alliance des Forces démocratiques pour la libération du Congo-Kinshasa) (1996-7),	1996-97	Internationalized internal	Government	Minor, 1996, 2001, 2006-08 War: 1997-2000	Anti-govt rebellion active since 1964. In 1990s large-scale armed conflicts also known as African world wars because of widespread intervention by other states in the continent. Conflict in DRC was multicause: natural resources; domestic and regional politicization of ethnicities; border states competition. UN peacekeeping operation (MONUC). Peace agreement in 2003.	149,000 (1996-01); 3.8 million (1996-04)
	Democratic Republic of Congo, Angola, Namibia, Zimbabwe, Chad (1998-9)	MLC (Mouvement de libération congolais) and RCD (Rassemblement congolais pour la démocratie) (1998-2001), RCD–ML (Mouvement de libération) (1999-2001), Rwanda (1996-2001), Angola (1997), Uganda (1997-2001)	1998-2001					
	Democratic Republic of Congo	CNDP (Congrès National pour la Défense du Peuple)	2006-08	Internal				Conflict re-escalated; ceasefire in 2008.

<u>1. Country</u>	<u>2. Actors</u>		<u>3. Year</u>	<u>4. Type</u>	<u>5a. Incompatibility</u> (all conflict types except Non-state)	<u>6. Intensity</u>	<u>7. Issue &amp; Brief Description</u>	<u>8. Deaths</u>
	<u>Side A</u>	<u>Side B</u>			<u>5b. Organizational level</u> (only Non-state conflicts)			
Democratic Republic of Congo	Democratic Republic of Congo	BDK (Bundu dia Kongo)	2007-08+	Internal	Territory: Kongo Kingdom	Minor	Ethnic-based political and religious movement, BDK demands secession since 1986. The area enjoys <i>de facto</i> autonomy. Violent clashes.	241; 116 (2007)
	Alur	Lendu	2002-03	Non-state	Organized groups	Minor	Ethnic-based violent conflict in the Nioka area north of Bunia in the territory of Mahagi.	140
	Bena Nsimba	Bena Kapuya	2007				Conflict over land since 1916, in Kasai Oriental district of Tshilenge.	25
	FAPC (Forces armées du peuple Congolais)	FNI (Front Nationalist et Integrationist)	2004		Formally organized groups	Conflict over land and natural resources in the eastern region of Ituri. Clashes over control of goldmine.	51	
	Hema	Lendu	2002-03		Organized groups	War	Ethnic conflict in multi-ethnic Ituri province. Tensions and violence since 1972. Active involvement of Uganda and Rwanda.	4,269
	RCD (Rassemblement congolaises pour la démocratie)	Mayi Mayi	2002-03		Formally organized groups	Minor	Two lines of conflict: (a) rebel RCD vs. pro-govt Mayi Mayi; (b) Rwandan RCD vs. autochthonous Mayi Mayi.	428
	RCD	RCD – PM (Patrick Mazunzu faction)	2002				RCD factions clashed in North Kivu. Involvement of Rwanda.	221
	RCD–ML (Mouvement de libération)	RCD–N (National), MLC (Mouvement de libération congolais)	2002				RCD factions clashed in Faradje and	144

<u>1. Country</u>	<u>2. Actors</u>		<u>3. Year</u>	<u>4. Type</u>	<u>5a. Incompatibility</u> (all conflict types except Non-state)	<u>6. Intensity</u>	<u>7. Issue &amp; Brief Description</u>	<u>8. Deaths</u>	
	<u>Side A</u>	<u>Side B</u>			<u>5b. Organizational level</u> (only Non-state conflicts)				
<b>Democratic Republic of Congo</b>	RCD-K-ML (Kisangani-Mouvement de libération)	RCD-N	2003				in Isiro, both in Orientale Province (Kivu). Involvement of Uganda.	45	
<b>Eritrea</b>	Eritrea	EIJM – AS (Harakat al Jihad al Islami - Abu Suhail faction)	1997, 1999, 2003	Internal	Government	Minor	Low-intensity conflict; Sudan-based EIJM aims at establishing Islamic state.	344; 57 (2003)	
<b>Eritrea, Ethiopia</b>	Eritrea	Ethiopia	1998-2000	Interstate	Territory: Badme	War	Eritrea gained independence from Ethiopia in 1993. Bloody war due to economic policies and unsettled common border. Peace in 2000.	50,000; 100,000	
<b>Ethiopia</b>	Ethiopia	EPRDF (Ethiopian People's Revolutionary Party)	(since 1976) 1991	Internal	Government	War	Civil war over govt control: communist govt vs. rebel groups. EPDF seized power in 1991.	1,000 (1991)	
	Ethiopia	EPLF (Eritrean People's Liberation Front)	(since 1964) 1991	Internal	Territory: Eritrea	War	Eritrean independence war; Joined forces with EPRDF to defeat Ethiopian govt in 1991.	8,320 - 12,500 (1991)	
	Ethiopia	ONLF (Ogaden National Liberation Front)	(since 1976) 1994, 1996, 1999-2002, 2004-08+	Internal	Territory: Ogaden	Minor	ONLF fighting for self-determination since 1984.	20,900 (1976-78); 221 (2004-07)	
	Ethiopia	ALF (Afar Liberation Front)	1989-91	Internal	Territory: Afar	Minor	Active since 1975. Pastoral nomadic Afar ethnicity lives at border with Djibouti, Somalia, Eritrea. Neglect of Afar rights and development.	750,000 (1974-1991)	
	ARDUF (Afar Revolutionary Democratic Unity Front)	1996							

<u>1. Country</u>	<u>2. Actors</u>		<u>3. Year</u>	<u>4. Type</u>	<u>5a. Incompatibility</u> (all conflict types except Non-state)	<u>6. Intensity</u>	<u>7. Issue &amp; Brief Description</u>	<u>8. Deaths</u>	
	<u>Side A</u>	<u>Side B</u>			<u>5b. Organizational level</u> (only Non-state conflicts)				
Ethiopia	Ethiopia	al-Itahad al-Islami	1995-96, 1999	Internal	Territory: Somali	Minor	Somalia-based Islamic group fights for reunification between Ethiopian region of Ogaden and parts of Somalia.		
	Ethiopia	OLF (Oromo Liberation Front)	1987-92, 1994-95, 1998-2008+	Internal	Territory: Oromiya	Minor	Oromo ethnicity half of total pop. OLF fighting govt since 1974 for self-determination. Currently intermittent fighting.	2,000 (1999-2000); 150 (2002-07)	
	Afar	Issa	2002	Non-state	Organized groups	Minor	Numerous non-state conflicts between different ethnic groups, some occurring between pastoralist communities and others pitting pastoralists against agriculturalists. Common for most of these conflicts have been that they have worsened	75	
	Anuak	Dinka	2002					35	
	Dizi	Surma	2002					35	
	Ogaden	Sheikhhal	2002					435	
	Afar	Kereyou	2002-03					69	
	Anuak	Nuer (Ethiopia)	2002-03					89	
	Oromo	Somali	2003, 2005					135	
	Bi'idyahan subclan of Majerteen clan (Darod)	Ismail subclan of Makahil clan (Dir)	2003					280	
	Dawa	Gura	2003					55	
	Mejerti	Ogaden	2004					54	

<b><u>1. Country</u></b>	<b><u>2. Actors</u></b>		<b><u>3. Year</u></b>	<b><u>4. Type</u></b>	<b><u>5a. Incompatibility</u></b> (all conflict types except Non-state)	<b><u>6. Intensity</u></b>	<b><u>7. Issue &amp; Brief Description</u></b>	<b><u>8. Deaths</u></b>
	<b><u>Side A</u></b>	<b><u>Side B</u></b>			<b><u>5b. Organizational level</u></b> (only Non-state conflicts)			
<b>Ethiopia</b>	Gabra	Guji	2005				as a result of continued draughts in the region.	43
	Merille	Turkana	2005					31
	Amaro	Guji	2006					30
	Borana	Guji	2006					100
	Burji	Guji	2006					37
	Marehan subclan of Sede clan (Darod)	Majerteen subclan (Darod)	2006					100
	Murle	Nuer (Ethiopia)	2006					59
	Nyangatom, Toposa	Turkana	2006					58
<b>Ghana*</b>	Ghana		1994	Internal			Ethnic violence	1,000
<b>Ghana</b>	Abudu	Andani	2002	Non-state	Organized groups	Minor	Fighting between clans of the Dagomba ethnicity (8% of total pop.) in north-west Ghana.	36
<b>Guinea</b>	Guinea	RFDG (Rassemblement des Forces démocratiques de Guinée)	2000-01	Internal	Government	Minor	Rebel groups attack Guinean forces in the Parrot's Beak region from bordering areas of Sierra Leone and Liberia. Rebellion is crushed in March 2001.	698 - 1,720

<u>1. Country</u>	<u>2. Actors</u>		<u>3. Year</u>	<u>4. Type</u>	<u>5a. Incompatibility</u> (all conflict types except Non-state)	<u>6. Intensity</u>	<u>7. Issue &amp; Brief Description</u>	<u>8. Deaths</u>
	<u>Side A</u>	<u>Side B</u>			<u>5b. Organizational level</u> (only Non-state conflicts)			
<b>Guinea-Bissau</b>	Guinea-Bissau, Guinea, Senegal	Military Junta for the Consolidation of Democracy, Peace and Justice	1998-99	Internationalized internal	Government	Minor	Civil war breaks out following attempted coups. Transitional govt hostage of the military. Currently, civilian govt independent.	1,700 - 3,000; 6,000
<b>Kenya*</b>	Kenya		1991-93	Internal			Ethnic violence. Kalenjin and Masai attack Kikuyu, Luo, and other rival groups to drive them from highlands villages.	2,000
<b>Kenya</b>	Borana	Gabra	2005	Non-state	Organized groups	Minor	Non-state conflicts have mainly taken place between tribes and clans that have either engaged in cattle-rustling activities in Kenya's vast rural areas or otherwise imposed on the lands of other tribes. Also, non-state conflicts have erupted as a result of contested election results (2008).	68
	Garre subclan	Murule subclan	2005, 2008					92
	Dongiro	Turkana	2006					48
	Nyangatom	Turkana	2006					77
	Turkana	Pokot	2006, 2008					103
	Kalenjin	Kikuyu	2008					74
	Kalenjin	Kisii	2008					81
	Luo	Kikuyu	2008					42
	SDLF (Sabaot Land Defence Force)	Moreland	2008					32
	Toposa	Turkana	2008					25
<b>Kenya*</b>	Kenya	Sabaot Land Defense Forces (SLDF)	2006-08+	Internal			Rebellion in Mt. Elgon	800

<u>1. Country</u>	<u>2. Actors</u>		<u>3. Year</u>	<u>4. Type</u>	<u>5a. Incompatibility</u> (all conflict types except Non-state)	<u>6. Intensity</u>	<u>7. Issue &amp; Brief Description</u>	<u>8. Deaths</u>
	<u>Side A</u>	<u>Side B</u>			<u>5b. Organizational level</u> (only Non-state conflicts)			
<b>Kenya*</b>	Kenya		2008	Internal			Communal violence following disputed presidential election.	1,500
<b>Lesotho</b>	Lesotho, Botswana, South Africa	Military faction	1998	Internationalized internal	Government	Minor	Military uprising against multiparty system. With external support, govt defeats rebels.	114
<b>Liberia</b>	Liberia	INPFL (Independent National Patriotic Forces of Liberia), NPFL (National Patriotic Forces of Liberia)	1989-95	Internal	Government	War: 1990, 1992, 2003 Minor: all other years	Forces of Charles Taylor take power; collapse of authority, widespread civil war, and tribal groups competition for power.	150,000 (1989-97)
		LURD (Liberians United for Reconciliation and Democracy)	2000-03				Armed rebellion to oust C. Taylor; rebels stronghold in neighboring Guinea. Taylor defeated. Peace in August 2003.	2,161 (2002-03); 2,116 (2002-03)
		MODEL (Movement for Democracy in Liberia)	2003					
<b>Mali</b>	Mali	FIAA (Front islamique arabe de l'Azaouad)	1990, 1994	Internal	Territory: Azawad	Minor	Ethnic violence. Rebellion by nomadic pastoralist Tuaregs seeking regional autonomy (1990-95).	150 (1990); 150 (1994); 1,000 (1990-95)
		ATNMC (Alliance Touareg Nord Mali pour le Changement)	2007-08+				Violence erupted after decade of peace. Reintegration program for rebels failed.	97
<b>Mozambique</b>	Mozambique	Renamo (Resistência nacional moçambicana)	(since 1977) 1991-92	Internal	Government	War: 1991 Minor: 1992	Anti-Communist RENAMO rebels, supported by Rhodesia and South Africa, fought Marxist regime. Peace in 1992.	1,200,550 (1979-92)

<b>1. Country</b>	<b>2. Actors</b>		<b>3. Year</b>	<b>4. Type</b>	<b>5a. Incompatibility</b> (all conflict types except Non-state)	<b>6. Intensity</b>	<b>7. Issue &amp; Brief Description</b>	<b>8. Deaths</b>	
	<b>Side A</b>	<b>Side B</b>			<b>5b. Organizational level</b> (only Non-state conflicts)				
<b>Niger</b>	Niger	FDR (Front démocratique pour le renouveau)	1996	Internal	Territory: Eastern Niger	Minor	Toubou ethnic minority claims autonomy over poor and resource-scarce area. Toubou also present in Lybia and Chad.	89	
		FARS (Forces révolutionnaires du Sahara)	1997						
	Niger	CRA (Coordination de la résistance armée)	1994	Internal	Territory: Air and Azawad (Northern Niger)	Minor	Ethnic Tuaregs (10% of total pop.; majority in the north) neglected. Two lines of conflict: (a) struggle for govt and greater decentralization; (b) fight for political autonomy. Series of peace agreements and ceasefires over the years did not put a halt to conflict and grievances.	400	
	Niger	FLAA (Front de libération de l’Air et l’Azaouad)	1991-92	Internal	Government	Minor		128	
		UFRA (Union des Forces de la résistance armée)	1997						
			MNJ (Mouvement des Nigériens pour la Justice)	2007-08					
<b>Nigeria</b>	Nigeria*		1986-93	Internal			Ethnic violence between Muslim and Christian communities.	10,000	
	Nigeria*		2001-04	Internal			Ethnic violence (Christian-Muslim; Plateau, Kano regions)	55,000	
	Nigeria	Ahlul Sunnah Jamaa (Followers of the Prophet)	2004	Internal	Territory: Northern Nigeria	Minor	Islamic group fights for Islamic independent state in northern Nigeria.	52	1,500

<u>1. Country</u>	<u>2. Actors</u>		<u>3. Year</u>	<u>4. Type</u>	<u>5a. Incompatibility</u> (all conflict types except Non-state)	<u>6. Intensity</u>	<u>7. Issue &amp; Brief Description</u>	<u>8. Deaths</u>	
	<u>Side A</u>	<u>Side B</u>			<u>5b. Organizational level</u> (only Non-state conflicts)				
Nigeria	Nigeria	NDPVF (Niger Delta People's Volunteer Force)	2004	Internal	Territory: Niger Delta	Minor	Ethnic Ijaws inhabit oil-rich Niger Delta. Fight for self-determination and control/participation in oil benefits.	77	(1997-2008)
	Anagutas, Birom	Fulani, Hausa	2002	Non-state	Organized groups	Minor	Historically, tensions and violence are between ethnic, religious groups, and regions - sometimes overlapping. In 1999 political liberalization and end of military authoritarianism spark increasing ethnic and religious violence across the country. Subsequently, 12 predominantly Muslim states in the north adopted Islamic Sharia law in a move that fuelled intermittent outbreaks of violence between Muslims and Christians.	99	
	Fulani	Mambila	2002					50	
	Hausa	Igbo	2002					170	
	Hausa	Tarok	2002					35	
	Hausa	Yoruba	2002					100	
	AD (Alliance for Democracy)	PDP (People's Democratic Party)	2003		Formally organized groups			35	
	Fulani	Yugur	2003		Organized groups			40	
	Ijaw	Itsekiri	2003		Formally organized groups			385	
	ANPP (All Nigeria People's Party)	PDP (People's Democratic Party)	2003-04		Formally organized groups			478	
	Bachama, Tarok	Fulani	2004		Organized groups	War		1,355	
	NDPVF (Niger Delta People's Volunteer Force)	NDV (Niger Delta Vigilantes)	2004		Formally organized groups			63	
	Izzi	Ukele	2005			Minor		100	

<u>1. Country</u>	<u>2. Actors</u>		<u>3. Year</u>	<u>4. Type</u>	<u>5a. Incompatibility</u> (all conflict types except Non-state)	<u>6. Intensity</u>	<u>7. Issue &amp; Brief Description</u>	<u>8. Deaths</u>
	<u>Side A</u>	<u>Side B</u>			<u>5b. Organizational level</u> (only Non-state conflicts)			
<b>Nigeria</b>	Gamai	Pan	2006		Organized groups			25
	AC (Action Congress)	PDP (People's Democratic Party)	2008					33
<b>Rwanda</b>	Rwanda	FPR (Front patriotique rwandais)	1991-94	Internal	Government	War: 1991-92, 1998, 2001 Minor: all other years	Since Belgian colonial power, tensions and power struggle between Hutu and Tutsi ethnicities. Power struggle in early 1990s led to 1994 Tutsi genocide. Intervention and role of Uganda and Burundi.	3,025 - 5,500 (1990-94); 800,000 (1994); 15,000 (1994-98); 2,500 (2001); 10,000 (1990-93); 13,800 (1997-02); 59 (2002)
		FDLR (Forces Démocratiques de Libération du Rwanda)	1997-2002					59 (2002)
<b>Senegal</b>	Senegal	MFDC (Mouvement des forces démocratiques de Casamance)	1992-93, 95, 97-98, 2000-01, 2003	Internal	Territory: Casamance (southern Senegal)	Minor	Ethnic minority Diola (Christians) waged rebellion for self-determination. Ceasefire in place, but some groups still at large. Over the years, Guinea-Bissau was accused of harbouring rebels. Infighting between groups.	1,173; 3,000 (1992-99); 40 (2003)
	MFDC Front Nord – MD (Mouvement des Forces démocratiques de Casamance – Front Nord Magne Diémé)	MFDC – S (Mouvement des Forces démocratiques de Casamance – Sadio)	2006	Non-state	Formally organized groups	Minor		124
<b>Sierra Leone</b>	Sierra Leone, United Kingdom (2000)	RUF (Revolutionary United Front)	1991-2000	Internal	Government	Minor: 1991-97, 2000 War: 1998-99	RUF mobilizes rural peoples (Temne) in armed rebellion that devastated country. Various peace agreements and strong international pressure (UN peacekeeping, UK intervention) eventually lead to an end in fighting.	14,212 (1991-00); 25,000 (1991-2001)
		Kamajors	1997-98					
		AFRC (Armed Forces Revolutionary Council)	1997-99					
		WSB (West Side Boys)	2000					

<u>1. Country</u>	<u>2. Actors</u>		<u>3. Year</u>	<u>4. Type</u>	<u>5a. Incompatibility</u> (all conflict types except Non-state)	<u>6. Intensity</u>	<u>7. Issue &amp; Brief Description</u>	<u>8. Deaths</u>		
	<u>Side A</u>	<u>Side B</u>			<u>5b. Organizational level</u> (only Non-state conflicts)					
Somalia	Somalia	SNM (Somali National Mov.), SPM (Somali Patriotic Mov.), SSDF (Somali Salvation Democratic Front), USC (United Somali Congress)	1991	Internal	Government	War: 1991-92 Minor: all other years	Engulfed in civil war since 1978, Somalia has suffered chronic breakdown of law and order since 1991. Collapse of govt: no stable recognized authority. Militias, rebel groups, and clans vied and fought for power. Military intervention of Ethiopia at different stages; rise of Islamic courts. International peacekeeping incapable of re-establishing order. Currently, <i>de facto</i> partition of country.	13,000 - 29,000 (1991-92); 500 - 12,000 (1995-96)	500,000 (1988-2008)	
		USC/SNA (United Somali Congress/Somali Salvation Alliance)	1991-96							
		SRRC (Somali Reconciliation and Restoration Council)	2001-02							
	Somalia, Ethiopia	ARS/UIC (Union of Islamic Courts)	2006-08	Internationalized internal		Minor: 2006 War: 2007-08		200 - 900		
		Al-Shabaab, Harakat Ras Kamboni	2008							
	Agon-Yar subclan of Abgal clan (Hawiye)	Warsangeli subclan of Abgal clan (Hawiye)	2002	Organized groups						87
	Ali-Gaf subclan of Abgal clan (Hawiye)	Mahadade subclan of Abgal clan (Hawiye)	2002							33
	Forces of Abdullahi Yusuf	Forces of Jama Ali Jama	2002							52
	Jareer subclan of Hawiye clan	Jiddo subclan of Digil clan (Digil-Mirifle)	2002							28
	Dir clan	Sa'ad subclan of Habar Gidir clan (Hawiye)	2002-03							115

<b>1. Country</b>	<b>2. Actors</b>		<b>3. Year</b>	<b>4. Type</b>	<b>5a. Incompatibility</b> (all conflict types except Non-state)	<b>6. Intensity</b>	<b>7. Issue &amp; Brief Description</b>	<b>8. Deaths</b>
	<b>Side A</b>	<b>Side B</b>			<b>5b. Organizational level</b> (only Non-state conflicts)			
<b>Somalia</b>	USC/SSA – F (United Somalia Congress/Somali Salvation Alliance - Omar Mohamed Mohamud "Finish" faction)	USC/SSA (United Somalia Congress/Somali Salvation Alliance)	2002-03	Non-state	Formally organized groups	Minor	Proliferation of non-state violence is a result of climate of lawlessness and state collapse. Mainly clan-based conflicts.	134
	RRA (Rahanweyn Resistance Army)	RRA – MH (Rahanweyn Resistance Army – Madobe and Habsade faction)	2002-03, 2005					310
	JVA (Jubba Valley Alliance)	JVA faction (Jubba Valley Alliance faction)	2003					25
	Marehan subclan of Sede clan (Darod)	Fiqi Muhumud subclan (Dir)	2003		Organized groups			104
	Mohamed Muse subclan of Abgal clan (Hawiye)	Warsangeli subclan of Abgal clan (Hawiye)	2003		Formally organized groups			58
	SSNM (Southern Somalia National Movement)	USC/SNA (United Somali Congress/Somalia National Alliance)	2003		Formally organized groups			28
	Afi subclan of Galje'el clan (Hawiye)	Abtisame subclan of Galje'el clan (Hawiye)	2004		Organized groups			26
	Dabare subclan of Digil clan (Digil-Mirifle)	Luway subclan of Mirifle clan (Digil-Mirifle)	2004					47
	Da'ud subclan of Abgal clan (Hawiye)	Warsangeli subclan of Abgal clan (Hawiye)	2004					132
	Dir clan	Marehan subclan of Sede clan (Darod)	2004					121

<b><u>1. Country</u></b>	<b><u>2. Actors</u></b>		<b><u>3. Year</u></b>	<b><u>4. Type</u></b>	<b><u>5a. Incompatibility</u></b> (all conflict types except Non-state)	<b><u>6. Intensity</u></b>	<b><u>7. Issue &amp; Brief Description</u></b>	<b><u>8. Deaths</u></b>
	<b><u>Side A</u></b>	<b><u>Side B</u></b>			<b><u>5b. Organizational level</u></b> (only Non-state conflicts)			
<b>Somalia</b>	Duduble subclan of Gorgorte clan (Hawiye)	Suleiman subclan of Habar Gidir clan (Hawiye)	2004		Formally organized groups			47
	JVA (Jubba Valley Alliance)	SSDF (Somali Salvation Democratic Front)	2004					37
	Puntland state of Somalia	Republic of Somaliland	2004					34
	SNF – ADRA (Somali National Front – Ali Dheere and Rer Ahmad subclans)	SNF – HRHHY (Somali National Front – Hawarsame Rer Hasan and Habar Ya'qub subclans)	2004		Organized groups			69
	Sa'ad subclan of Habar Gidir clan (Hawiye)	Suleiman subclan of Habar Gidir clan (Hawiye)	2004-06					307
	Galje'el clan (Hawiye)	Jejele subclan of Jibedi clan (Hawiye)	2005					36
	Garre subclan of Digil clan (Digil-Mirifle)	Marehan subclan of Sede clan (Darod)	2005					99
	Huber subclan of Mirifle clan (Digil-Mirifle)	Yantar subclan of Mirifle clan (Digil-Mirifle)	2005					35
	ARPCT (Alliance for the Restoration of Peace and Counter-Terrorism)	ARS/UIC (Union of Islamic Courts)	2006					Formally organized groups

<u>1. Country</u>	<u>2. Actors</u>		<u>3. Year</u>	<u>4. Type</u>	<u>5a. Incompatibility</u> (all conflict types except Non-state)	<u>6. Intensity</u>	<u>7. Issue &amp; Brief Description</u>	<u>8. Deaths</u>
	<u>Side A</u>	<u>Side B</u>			<u>5b. Organizational level</u> (only Non-state conflicts)			
<b>South Africa*</b>	South Africa	ANC (African National Congress), PAC (Pan African Congress), SACP (South African Communist Party), IFP (Inkatha Freedom Party)	1983-94	Internal	Government		Ethnic / civil warfare. Violent protests in black townships over poor economic conditions and lack of political rights lead to dismantling of apartheid policies and change of political system.	100,000 (1976-94)
<b>Sudan</b>	Sudan, Chad (2003)	SPLM/A (Sudanese People's Liberation Movement/Army)	(since 1983) 1991-2004	Internal Internationalized internal: 2003	Government	War: 1991-92, 1995-2004, 2006 Minor: all other years	Sudan (largest African country) is home to many ethnicities, language and religious groups. Religion-based struggle for control of govt and/or secession. Traditionally, centralized power in Khartoum. Main armed conflict occurred between govt and SPLM/A, which aimed at building socialist state in Sudan. Until 2003, fights were mainly concentrated in southern regions. From 2003, violence occurs mainly in western region of Darfur. Ceasefire between govt and JEM signed in 2010.	25,262 (1991-04); 1 million (1983-2002); 200,000 (2003-08); 2 million (1983-05); 8,978 (2002-07)
		SAF (Sudan Alliance Forces)	1996					
		NDA (National Democratic Alliance)	1996-2002					
		JEM (Justice and Equality Movement)	2003-04, 2007-08					
		SLM/A (Sudan Liberation Movement/Army)	2003-06, 2008					
		NRF (National Redemption Front), SLM/A – MM (Minni Minawi faction)	2006					
	SLM/A–Unity	2007-08						
	PDF (Difaa al-Sha'abi: Popular Defence Force)	SSDF (Southern Sudan Defence Force)	2002		Formally organized groups			38
SPLM/A (Sudanese People's Liberation Movement/Army)	SSDF (Southern Sudan Defence Force)	2002					82	

<u>1. Country</u>	<u>2. Actors</u>		<u>3. Year</u>	<u>4. Type</u>	<u>5a. Incompatibility</u> (all conflict types except Non-state)	<u>6. Intensity</u>	<u>7. Issue &amp; Brief Description</u>	<u>8. Deaths</u>
	<u>Side A</u>	<u>Side B</u>			<u>5b. Organizational level</u> (only Non-state conflicts)			
<b>Sudan</b>	Ma'aliyah	Rizeigat Baggara	2002, 2004	Non-state	Organized groups	Minor	Multitude of non-state conflicts due to vastity of the country, centralized govt, neglect of rights of minorities. Govt arms militias to counteract rebels.	123
	Janjaweed	JEM (Justice and Equality Movement)	2003		Formally organized groups			186
	LRA (Lord's Resistance Army)	SPLM/A (Sudanese People's Liberation Movement/Army)	2004		Formally organized groups			142
	Hotiya Baggara	Newiba, Mahariba and Mahamid	2005		Organized groups			251
	Janjaweed	SLM/A (Sudan Liberation Movement/Army)	2005		Formally organized groups			30
	Janjaweed – Bin Kulaib faction	Janjaweed – Moro faction	2005		Formally organized groups			44
	SLM/A (Sudan Liberation Movement/Army)	SLM/A – MM (Sudan Liberation Movement/Army – Minni Minawi faction)	2005-06		Formally organized groups			102
	Aqar	Aqok	2006		Organized groups			60
	Habaniya	Rizeigat Baggara	2006		Organized groups			150
	Nuer Lou	Murle	2006		Organized groups			150
	Bor Dinka	Murle	2007		Organized groups			106
	Didinga	Toposa	2007		Organized groups			54
	Habaniya	Falata	2007		Organized groups			125
	Rizeigat Abbala	Terjam	2007		Organized groups			382
<b>Sudan*</b>			2009	Non-state			Communal violence in south: Lou Nuer and Murle.	<b>750</b>

<b>1. Country</b>	<b>2. Actors</b>		<b>3. Year</b>	<b>4. Type</b>	<b>5a. Incompatibility</b> (all conflict types except Non-state)	<b>6. Intensity</b>	<b>7. Issue &amp; Brief Description</b>	<b>8. Deaths</b>
	<b>Side A</b>	<b>Side B</b>			<b>5b. Organizational level</b> (only Non-state conflicts)			
<b>Togo</b>	Togo	Military faction (forces loyal to Gnassingbe Eyadema)	1991	Internal	Government	Minor	Political conflict between democratization forces and military.	42 - 350
<b>Uganda</b>	Uganda, Sudan (2005)	LRA (Lord's Resistance Army)	1991, 1994-98, 2000-06	Internal Internationalized internal: 2005	Government	War: 1996, 2002, 2004 Minor: all other years	Landlocked and multi-ethnic Uganda has had conflict and instability since 1971. Competition and power struggle between civilian and military rule.	9,674 (until 2007); 2,050 (1994-98); 4,769 (2001-07); 16,000 (1986-06)
		UPA (Uganda People's Army)	1991-92					
		ADF (Alliance of Democratic Forces)	1996-2002, 2007					
		WNBF (West Nile Bank Front)	1996					
		UNRF II (Uganda National Rescue Front II)	1997					
	Arrow Boys	LRA (Lord's Resistance Army)	2003	Non-state	Formally organized groups	Minor	Large-scale cattle-raiding between groups in north-eastern region of Karamoja.	71
	Bokora Karimojong	Pian Karimojong	2003		Organized groups			30
	Bokora Karimojong	Jie Karimojong	2003, 2007					133
	Pian Karimojong	Pokot	2003		93			
	Pokot	Sabiny	2003		30			

\* This entry is included in the MEPV 1946-2008, but not in the UCDP/PRIODataset.

## VIOLENT CONFLICTS IN THE MIDDLE EAST AND NORTH AFRICA, 1991-2008

8 columns describe episodes of armed conflict and collective violence

<u>1. Country</u>	<u>2. Actors</u>		<u>3. Year</u>	<u>4. Type</u>	<u>5a. Incompatibility</u> (all conflict types except Non-state)	<u>6. Intensity</u>	<u>7. Issue &amp; Brief Description</u>	<u>8. Deaths</u>
	<u>Side A</u>	<u>Side B</u>			<u>5b. Organizational level</u> (only Non-state conflicts)			
<b>Algeria</b>	Algeria. Chad, Mali, Niger (only 2004)	Takfir wa'l Hijra (Exile & Redemption)	1991	Internal. Internationalized internal: 2004	Government	Minor: 1991-92, 2002-08.  War: 1993-2001	Armed violence by anti-govt groups after 1991 elections invalidated. Military seizes power to prevent GIA Islamists (who won the elections) from taking power. Bloody civil war ensues; many groups involved (pursuing democracy, or Islamic state). Currently, govt vs al-Qaida within global war on terror.	1,987 (2004-08); 150,000 (1992-06)
		AIS (Armée Islamique du Salut, former FIS)	1992-97					
		GIA (Groupe islamique armé)	1993-2003					
		al-Qaida Org in the Islamic Maghreb	1999-2008+					
<b>Djibouti</b>	Djibouti	FRUD (Front for the Restoration of Unity and Democracy)	1991-94	Internal	Government	Minor	Opposition groups wage armed conflict claiming inclusive govt. Definitive peace agreement in 2001.	740; 1,000
		FRUD-AD (Ahmed Dini faction)	1999					25
<b>Djibouti, Eritrea</b>	Djibouti	Eritrea	2008+	Interstate	Territory: border area	Minor	Border conflict (tensions in 1996 and 1999). Both countries claim same area. Incursions, skirmishes and military fire exchange.	35
<b>Egypt</b>	Egypt	al-Gama'a al-Islamiyya (Islamic Group)	1993-98	Internal	Government	Minor	Pres. Sadat killing (1981) marked start of Islamists violence against secular govt. Following arrests and repression, Islamic Group renounces to violence (1999).	918; 2,000 (1992-99)

<u>1. Country</u>	<u>2. Actors</u>		<u>3. Year</u>	<u>4. Type</u>	<u>5a. Incompatibility</u> (all conflict types except Non-state)	<u>6. Intensity</u>	<u>7. Issue &amp; Brief Description</u>	<u>8. Deaths</u>
	<u>Side A</u>	<u>Side B</u>			<u>5b. Organizational level</u> (only Non-state conflicts)			
<b>Iran, Islamic Republic of</b>	Iran, Islamic Republic of	KDPI (Kurdish Democratic Party of Iran)	1993, 1996	Internal	Territory: Kurdistan	Minor	Non-continuous ethnic conflict since 1946. Kurd ethnicity (7% of total pop. in Iran) present in Iraq, Turkey, Syria.	77
	Iran, Islamic Republic of	MEK (Mujahideen-e-Khalq)	1991-93, 1997, 1999-2001	Internal	Government	Minor	From different positions (nationalist, liberals, separatist), all armed groups fight the Islamic Republic to change the political system, since 1979. Jondullah is ethnically Baluch, Sunni group; (leader captured in early 2010).	435
		PJAK (Free Life Party of Kurdistan)	2005-08+					157 (2005-07);
		Jondullah (God's Army)	2006-08+					278
<b>Iraq, Kuwait</b>	Iraq	Kuwait	1990	Interstate	Territory: Kuwait	Minor	Iraq invades and militarily occupies Kuwait. US-led international coalition pushes Iraqi forces out of Kuwait (Op. Desert Storm). A decade of UN embargo and resolutions demanding inspections over Iraqi weapons of mass destruction programs ends up with US-UK-led invasion of Iraq (2003).	800
		Kuwait, US, UK, Argentina, Australia, Bahrain, Bangladesh, Belgium, Canada, Czechoslovakia, Denmark, Egypt, France, Greece, Honduras, Italy, Morocco, Netherlands, Niger, Norway, Oman, Pakistan, Portugal, Qatar, Saudi Arabia, Senegal, Spain, Syria, UAE	1991			War		28,245; 100,000

<u>1. Country</u>	<u>2. Actors</u>		<u>3. Year</u>	<u>4. Type</u>	<u>5a. Incompatibility</u> (all conflict types except Non-state)	<u>6. Intensity</u>	<u>7. Issue &amp; Brief Description</u>	<u>8. Deaths</u>
	<u>Side A</u>	<u>Side B</u>			<u>5b. Organizational level</u> (only Non-state conflicts)			
Iraq	Iraq	KDP (Kurdish Democratic Party of Iraq)	1991-93	Internal	Territory: Kurdistan	War: 1991 Minor: 1992-93, 95-96	Armed conflict with secessionist ethnic Kurds since 1961. After 1991 and 2003, high degree of autonomy. KDP and PUK rivals.	150,000 (1961-93); 2,000 (1996-98)
		PUK (Patriotic Union of Kurdistan)	1991-93, 1995-96					
	Iraq	SCIRI (Supreme Council for the Islamic Revolution in Iraq)	1991-96	Internal	Government	War: 1991 Minor: 1992-96	Religious warfare. Shi'a minority fights Baathist regime. SCIRI-umbrella organization fought for Saddam's removal from power (since early 1980s).	25,000 (1979-98)
	Iraq	US, UK, Australia	2003	Interstate	Government	War	Invasion and removal of Saddam Hussein from Iraqi govt.	13,540; 8,202
	Iraq, US, UK, Australia, Albania, Azerbaijan, Bulgaria, Czech Republic, El Salvador, Estonia, Georgia, Kazakhstan, Latvia, Lithuania, Macedonia, Moldova, Mongolia, Poland, Romania, South Korea	Al-Mahdi Army (2004, 2007-08), Ansar al-Islam (2004-07), ISI (Dawlat al-'Iraq al-Islamiyya) (2004-08), RJF (Reformation and Jihad Front) (2005-07)	2004-08+	Internationalized internal	Government	War	Following Saddam's ousting from power, coalition fought Sunni and Baathist insurgency, and radical Shia groups. Conflict turned into sectarian and ethnic violence between Sunni, Shia groups, and Kurds. Strong presence of al-Qaeda and foreign fighters. Baghdad, Sunni	95,400 - 104,100**; 124,002 (2004-08); 11,458 (2004-07)
Dominican Republic, Honduras, Nicaragua, Philippines, Spain.	2004							

<u>1. Country</u>	<u>2. Actors</u>		<u>3. Year</u>	<u>4. Type</u>	<u>5a. Incompatibility</u> (all conflict types except Non-state)	<u>6. Intensity</u>	<u>7. Issue &amp; Brief Description</u>	<u>8. Deaths</u>				
	<u>Side A</u>	<u>Side B</u>			<u>5b. Organizational level</u> (only Non-state conflicts)							
Iraq	Italy, Netherlands, Norway, Portugal		2004-05	Non-state	Formally organized groups	Minor	populated areas, and Kurdistan were the areas most affected by sectarian violence. Inclusion of disenfranchised groups in power, reconciliation efforts and US military surge decreased civil strife. Suicide bombings and improvised explosive devices are main warfare tactics.	626				
	Denmark, Slovakia		2004-07									
	Ukraine		2004-05, 2008									
	Tonga		2004, 2007-08									
	Armenia, Bosnia-Herzegovina		2005-08									
	Ansar al-Islam	PUK (Patriotic Union of Kurdistan)	2002-04									25
	1920 Revolution Brigades	ISI (Dawlat al-'Iraq al-Islamiyya)	2007									123
	ISI (Dawlat al-'Iraq al-Islamiyya)	RJF (Reformation and Jihad Front)	2007									
Israel	Israel	Fatah	1991-92, 2000-02, 2005-07	Internal	Territory: Palestine	Minor	Armed conflict active since Israel's formation (1948); Palestinian struggle for independent territory intertwined with Arab countries' grievance toward Israel. In 1990s peace process; collapsed in 2001; Intifada; suicide bombing; targeted killings; Israel conducted military campaign in Gaza (Jan. 2009).	7,176 (1991-08); 20,000 (1965-08); 1,800 (2002-07)				
		Palestinian Islamic Jihad	1992, 95, 2002-08									
		Hamas	1993-94, 2001-08									
		Palestinian National Authority	1996, 2000-02									
		PFLP (Popular Front for the Liberation of Palestine)	2001									
		al-Aqsa Martyrs' Brigades	2002-04									

<b><u>1. Country</u></b>	<b><u>2. Actors</u></b>		<b><u>3. Year</u></b>	<b><u>4. Type</u></b>	<b><u>5a. Incompatibility</u></b> (all conflict types except Non-state)	<b><u>6. Intensity</u></b>	<b><u>7. Issue &amp; Brief Description</u></b>	<b><u>8. Deaths</u></b>
	<b><u>Side A</u></b>	<b><u>Side B</u></b>			<b><u>5b. Organizational level</u></b> (only Non-state conflicts)			
<b>Israel</b>	Israel	Popular Resistance Committees	2006					
	Fatah	Hamas	2006-07	Non-state	Formally organized groups	Minor	Clashes for control of Gaza strip. Fatah ousted from Gaza, Hamas ousted from West Bank.	271
	Israel	Hezbollah	1990-99, 2006+	Internal	Territory: Southern Lebanon	Minor	Armed conflict with Lebanese militia for control of southern Lebanon. Israeli unilateral pullout in 2000. Full-scale war in summer 2006.	455 (1990-99); 1,281 (2006); 821 (2006)
<b>Lebanon*</b>	Lebanon	Palestinian / Islamist militants	2007-08+	Internal			Infighting between Palestinian factions within refugee camps, and with Lebanese security forces.	500
<b>Saudia Arabia*</b>	Saudi Arabia	Islamist militants	2003-07	Internal	Government		Al-Qaeda-affiliated radical islamists groups challenge state authority. Suicide bombing and targeting foreigners.	700
	Yemen	Democratic Republic of Yemen (DRY)	1994		Territory: South Yemen	War	Despite North and South formal unification (1990), armed conflict broke out; South (DRY) militarily defeated.	1,500-7,000; 3,000

<b><u>1. Country</u></b>	<b><u>2. Actors</u></b>		<b><u>3. Year</u></b>	<b><u>4. Type</u></b>	<b><u>5a.</u></b> <b><u>Incompatibility</u></b> (all conflict types except Non-state)	<b><u>6. Intensity</u></b>	<b><u>7. Issue &amp; Brief Description</u></b>	<b><u>8. Deaths</u></b>
	<b><u>Side A</u></b>	<b><u>Side B</u></b>			<b><u>5b.</u></b> <b><u>Organizational</u></b> <b><u>level</u></b> (only Non- state conflicts)			
<b>Yemen</b>	Yemen*	Followers of cleric al-Huthi	2004-08+	Internal			Followers of dissident cleric al-Huthi create a stronghold in Saada; government forces attack In June 2004. Leader al-Huthi is killed in September 2004, however, serious fighting flares again in early 2005.	2,000

\* This entry is included in the MEPV 1946-2008, but not in the UCDP/PRIODataset.

\*\* Documented civilian deaths from violence. Source: Iraqi Body Count (as of February, 2010).

## VIOLENT CONFLICTS IN EAST ASIA AND THE PACIFIC, 1991-2008

8 columns describe episodes of armed conflict and collective violence

<u>1. Country</u>	<u>2. Actors</u>		<u>3. Year</u>	<u>4. Type</u>	<u>5a. Incompatibility</u> (all conflict types except Non-state)	<u>6. Intensity</u>	<u>7. Issue &amp; Brief Description</u>	<u>8. Deaths</u>
	<u>Side A</u>	<u>Side B</u>			<u>5b. Organizational level</u> (only Non-state conflicts)			
<b>Cambodia</b>	Cambodia	Khmer Rouge	1991-1998	Internal	Government	Minor	Peace agreement signed in 1991, but conflict active until 1999 when last insurgents surrendered. Sporadic attacks and guerrilla warfare.	450; 5,000 (1990-97)
		FUNCINPEC (Front uni national pour un Cambodge indépendant, neutre, pacifique et coopératif)	1991, 1998					
<b>China, People's Republic of*</b>	China, People's Republic of	Uighurs; spontaneous violence outburst.	1980-98, 2009	Internal	Territory: Xinjiang		Ethnic violence. Episodic violent protests by Muslim Uighurs against Han Chinese escalate by 1996 into terror campaign; government repression. Violence erupts in July 2009.	10,000 (1980-98); 197 (2009)
<b>Indonesia</b>	Indonesia	Fretilin (Frente revolucionária de Timor Leste independente)	(1975-89), 1992, 1997-98	Internal	Territory: East Timor	Minor	Ethnic violence perpetrated by Indonesia following referendum for independence. Peacekeeping mission put a halt to violence; East Timor independent (2002).	180,000 (1976-92); 3,000 (1999)
	Indonesia	GAM (Free Aceh Movement)	1990-91, 1999-2005		Territory: Aceh	War: 1990 Minor: all other years	Independence war; rebellion started in 1976. Mediation efforts culminated in post-tsunami peace agreement, and political autonomy.	2,300 (1990-91); 2,240 (1999-05); 1,541 (2002-05)

<u>1. Country</u>	<u>2. Actors</u>		<u>3. Year</u>	<u>4. Type</u>	<u>5a. Incompatibility</u> (all conflict types except Non-state)	<u>6. Intensity</u>	<u>7. Issue &amp; Brief Description</u>	<u>8. Deaths</u>	
	<u>Side A</u>	<u>Side B</u>			<u>5b. Organizational level</u> (only Non-state conflicts)				
<b>Indonesia</b>	Indonesia*	Anti-Suharto opposition groups	1998		Government		Economic crisis sparks riots and civil violence. Ousting of Pres. Suharto; Parliamentary system in.	2,000	
	Indonesia*		1999-2002				Ethnic violence (Moluccas; Muslim/Christian)	3,500	
	Indonesia*		2001				Communal violence (Dayaks vs Madurese immigrants)	1,000	
<b>Myanmar</b>	Myanmar	ABSDF (All-Burma Students Democratic Front)	(1948-88), 1990-92, 1994	Internal	Government	Minor	Anti-regime groups violence; political conflict intertwined with ethnic conflicts.		
	Myanmar	KNU (Karen National Union), God's Army (2000)	1995, 1997-2003, 2005-08+		Territory: Karen (South-east, bordering Thailand)	War: 1992 Minor: 1995-present	Conflict active since 1949. Karen ethnicity (7% of total pop.) fights for political autonomy. Involvement of Thailand (Thai govt denies).	375 (2002-08); 392 (2002-07)	
	Myanmar	ARIF (Arakan Rohingya Islamic Front)	1991-92+		Territory: Arakan (South-west, bordering Bangladesh)	Minor	Ethnic conflict active since 1948. Rakhines (Buddhist) and Rohingyas (Muslims) insurgency against oppressive govt. Currently, low-intensity conflict.		
			1991, 1994+						
	Myanmar	BMA (Beik Mon Army), NMSP (New Mon State Party) (active until 1990).	1996+		Territory: Mon (bordering Thailand)	Minor	Conflict active since 1949. Ethnic Mon insurgency for self-determination. BMA defeated, NMSP still in arms.	80	
	Myanmar	KIO (Kachin Independence Organization)	1961-92		Territory: Kachin (North, bordering China & India)	Minor: 1991-92	Ethnic conflict active since 1949. Armed violence for self-determination. Ceasefire in 2003.		
								267,500 (1968-95)	

<u>1. Country</u>	<u>2. Actors</u>		<u>3. Year</u>	<u>4. Type</u>	<u>5a. Incompatibility</u> (all conflict types except Non-state)	<u>6. Intensity</u>	<u>7. Issue &amp; Brief Description</u>	<u>8. Deaths</u>	
	<u>Side A</u>	<u>Side B</u>			<u>5b. Organizational level</u> (only Non-state conflicts)				
<b>Myanmar</b>	Myanmar	KNPP (Karenni National Progressive Party)	1992, 1996, 2005+		Territory: Karenni	Minor	Ethnic conflict active since 1957. KNPP mainly provided support to other insurgent groups.	35 (2005)	
	Myanmar	MTA (Mong Tai Army)	1993-95		Territory: Shan (East, bordering China, Laos, Thailand)	Minor: 1993, 95. War: 1994	Ethnic Shan (9% of total pop.) conducted insurgency since 1948. Drugs production and trafficking. Struggle for independence.	180 (2002); 139 (2005-08)	
		SSA-S (Shan State Army-South command)	1996-2002, 2005-08+			Minor			
	Myanmar	UWSA (United Wa State Army)	1997	Territory: Wa	Minor	Self-determination achieved, agreement with govt. Drugs production and trafficking. Cooperation with govt troops vs. other insurgents.			
	UWSA (United Wa State Army)	SSA-S (Shan State Army-South command)	2002, 2005	Non-state	Formally organized groups	Minor	Conflicting claims over some territories led Ethnic Sha and ethnic Wa to resort to violence.	182	
	KNU (Karen National Union)	DKBA (Democratic Karen Buddhist Army)	2007				Clashes and ambushes since 1994, when DKBA split from KNU.	33	
<b>Papua New Guinea</b>	Papua New Guinea	BRA (Bougainville Revolutionary Army)	(1989-90) 1992-96	Internal	Territory: Bougainville	Minor	Ethnic conflict for independence of Bougainville island sparked by environmentally-damaging copper mining. Negotiation, autonomy, peace (2001).	245 (1992-96); 1,000 (1988-97)	

<b>1. Country</b>	<b>2. Actors</b>		<b>3. Year</b>	<b>4. Type</b>	<b>5a. Incompatibility</b> (all conflict types except Non-state)	<b>6. Intensity</b>	<b>7. Issue &amp; Brief Description</b>	<b>8. Deaths</b>
	<b>Side A</b>	<b>Side B</b>			<b>5b. Organizational level</b> (only Non-state conflicts)			
<b>Philippines</b>	Philippines	CPP (Communist Party of the Philippines)	1991-95, 1997, 1999-2008	Internal	Government	War: 1991 Minor: 1992-present	Communist insurgency since 1946. Mediation efforts during 1990s; currently, govt. pursues military solution.	1,350 (2002-07); 1,075 (2004-08); 40,000 (1972-97)
	Philippines	ASG (Abu Sayyaf Group)	1993-98, 2000-07+	Internal	Territory: Mindanao (Southern group of islands)	War: 2000 Minor: all other years of observation	Muslim Moros wage guerrilla war for independence or autonomy (depending on group and phase). Multiple rounds of negotiations. Militant factions continue low-level insurgency.	1,809 (2002-07); 847 (2006-08); 75,000 - 120,000 (1972-96)
		MNLF (Moro National Liberation Front)	1993					
		MILF (Moro Islamic Liberation Front)	1994, 1996-05, 2007-08					
		MNLF-NM (Nur Misauri faction)	2001-02					
		MNLF-HM (Habier Malik faction)	2007					
Lumad	Moro	2006	Non-state	Organized groups	Minor	Communal violence between groups bordering same territory.	25	
<b>Solomon Islands*</b>	Solomon Islands		1998-2003	Internal		Minor	Communal violence (Malaita/Isatabu islanders).	500
<b>Thailand</b>	Thailand	Patani insurgents	2003-2008+	Internal	Territory: Patani (Southern provinces)	Minor	Conflict started in 1961. Multiple insurgents groups demanding secession or autonomy. Violence in Narathiwat, Pattani, Songkhla, Yala provinces (Muslim-populated).	807 (2003-07); 2,067; 3,500 (2004-08)
	Thailand*	Organized crime	2003	Internal			Anti-Drug Trafficking Campaign. Killing of civilians.	2,500

<b><u>1. Country</u></b>	<b><u>2. Actors</u></b>		<b><u>3. Year</u></b>	<b><u>4. Type</u></b>	<b><u>5a. Incompatibility</u></b> (all conflict types except Non-state)	<b><u>6. Intensity</u></b>	<b><u>7. Issue &amp; Brief Description</u></b>	<b><u>8. Deaths</u></b>
	<b><u>Side A</u></b>	<b><u>Side B</u></b>			<b><u>5b. Organizational level</u></b> (only Non-state conflicts)			
<b>Timor-Leste**</b>	Timor-Leste	Gang groups and spontaneous riots	2006	Internal		Minor	Riots and civil unrest triggered by soldier's mutiny. Violence followed increasing poverty and unemployment, lack of opportunity and dissatisfaction with current govt.	Over 50 (IISS estimate)

\* This entry is included in the MEPV 1946-2008, but not in the UCDP/PRIO Dataset.

\*\* This entry is included in the IISS - Armed Conflict Database, but not in the UCDP/PRIO Dataset.

## VIOLENT CONFLICTS IN EUROPE AND CENTRAL ASIA, 1991-2008

8 columns describe episodes of armed conflict and collective violence

<u>1. Country</u>	<u>2. Actors</u>		<u>3. Year</u>	<u>4. Type</u>	<u>5a. Incompatibility</u> (all conflict types except Non-state)	<u>6. Intensity</u>	<u>7. Issue &amp; Brief Description</u>	<u>8. Deaths</u>
	<u>Side A</u>	<u>Side B</u>			<u>5b. Organizational level</u> (only Non-state conflicts)			
<b>Albania*</b>	Albania	Organized crime, spontaneous riot groups	1997	Internal			Civil violence (riots, clashes, looting, illegal trafficking) following collapse of pyramid investment scheme.	2,000
<b>Azerbaijan</b>	Azerbaijan	Republic of Nagorno-Karabakh; Armenia (not involved in 1994)	1992-94, 2005+	Internationalized internal: 1992-93, 2005. Internal: 1994	Territory: Nagorno-Karabakh	War: 1992-94 Minor: 2005	Armenian-populated enclave of Nagorno-Karabakh independence war (with Armenian tacit support). Not settled, conflict still active.	4,200 (1992-94); 83 (2005); 26 (2005); 55,000 - 60,000 (1992-94)
	Azerbaijan	Military faction (Forces of Suret Husseinov)	1993	Internal	Government	Minor	Recent independence, instability and lack of monopoly on legitimate use of force prompted attempted violent overthrows. Coup successful in 1993, not in 1995.	83
		OPON forces (Special Police Brigade)	1995					50
<b>Bosnia-Herzegovina</b>	Bosnia-Herzegovina	Serbian irregulars, Serbian Republic of BH; Serbia (Yugoslavia) (involved in 1992-93)	1992-95	Internationalized internal: 1992-93. Internal: 1994-95	Territory: Serb	War: 1992-93 Minor: 1994-95	Break-up of Yugoslav Fed. leads to ethnic conflicts (Serbs, Croats, Muslims). Secessionist demands, regional reconfiguration along ethnic lines. Use of paramilitary and irregular forces. Ethnic cleansing includes property destruction,	44,800 (figure includes only the "Territory: Serb" conflict); 250,000 (1992-95)
	Bosnia-Herzegovina	Autonomous Province of Western Bosnia	1993-95	Internal	Territory: Bihaca Krajina	Minor		

<u>1. Country</u>	<u>2. Actors</u>		<u>3. Year</u>	<u>4. Type</u>	<u>5a. Incompatibility</u> (all conflict types except Non-state)	<u>6. Intensity</u>	<u>7. Issue &amp; Brief Description</u>	<u>8. Deaths</u>
	<u>Side A</u>	<u>Side B</u>			<u>5b. Organizational level</u> (only Non-state conflicts)			
<b>Bosnia-Herzegovina</b>	Bosnia-Herzegovina	Croatian irregulars, Croatian Republic of BH; Croatia (only in 1993)	1993-94	Internationalized internal: 1993. Internal: 1994	Territory: Croat	War: 1993 Minor: 1994	displacement, mass killings. Peace in 1995, and international administration over BH.	(1992-95)
<b>Croatia</b>	Croatia	Serbian Republic of Krajina, Serbian irregulars (only 1992), Serbia (Yugoslavia) (1992-93)	1992-93, 1995	Internationalized internal: 1992-93. Internal: 1995	Territory: Serb	Minor	Independence of Croatia triggered ethnic conflict for control of Serbian-populated enclaves of Krajina and Slavonia. Croatia won and retained those provinces.	40,000
<b>Georgia</b>	Georgia	Anti-government alliance	1991-92	Internal	Government	Minor	Political rivalry for control of newly independent Georgia turns into armed violence. Pres. Gamsakhurdia ousted, Shevardnadze president.	362; 1,000
		Zviadists	1992-93					
	Georgia	Republic of Abkhazia	1992-93+	Internal	Territory: Abkhazia	Minor: 1992 War: 1993	Abkhazian secession claims followed by ethnic war. Conflict unsolved, tension revamped during Aug. 2008 war.	2,500
Georgia	Georgia	Republic of South Ossetia; Russia Fed. (only 2008)	1992, 2004, 2008+	Internal: 1992, 2004. Internationalized Internal: 2008	Territory: South Ossetia	Minor	Ethnic conflict: with Russian protection South Ossetia gained and maintained autonomy from Georgia. Conflict unsolved.	500 (1992); 27 (2004); 621 (2008)

<u>1. Country</u>	<u>2. Actors</u>		<u>3. Year</u>	<u>4. Type</u>	<u>5a. Incompatibility</u> (all conflict types except Non-state)	<u>6. Intensity</u>	<u>7. Issue &amp; Brief Description</u>	<u>8. Deaths</u>
	<u>Side A</u>	<u>Side B</u>			<u>5b. Organizational level</u> (only Non-state conflicts)			
<b>Macedonia</b>	Macedonia	UCK (National Liberation Army)	2001	Internal	Government	Minor	Armed conflict broke out following demands for increasing Albanian rights and political participation.	122
<b>Moldova</b>	Moldova	Dniestr Republic	1992+	Internal	Territory: Dniestr	Minor	Russian-speaking Transnistrians fighting for independence. Conflict unsolved.	700; 2,000 (1991-97)
<b>Russian Federation</b>	Russian Federation	Parliamentary forces	1993	Internal	Government	Minor	Yeltsin gov't's struggle for new constitution and reforms produced clashes.	193
	Russian Federation	Chechen Republic of Ichkeria	1994-96, 1999-2007+		Territory: Chechnya	Minor: 1994, 2002-03, 2005-07 War: 1995-96, 1999-01, 2004	Chechen demands for secession triggered prolonged ethnic conflict; full warfare and low-intensity; Islamic radicalization; conflict spillover.	46,500 (1994-96); 45,651 (1999-07); 3,457 (2002-07)
	Russian Federation	Wahhabi movement of the Buinaksk district	1999		Territory: Dagestan	Minor	Islamic radicalization, links to Chechnya. Wahhabi rebels defeated militarily.	600
	Russian Federation	Forces of the Caucasus Emirate	2007-08+		Territory: North Caucasus		Islamist radicals proclaimed Caucasus Emirate to include Chechnya, Dagestan, Ingushetia. Guerrilla warfare and violence widens to the whole North Caucasus.	395; 30 (2007)

<u>1. Country</u>	<u>2. Actors</u>		<u>3. Year</u>	<u>4. Type</u>	<u>5a. Incompatibility</u> (all conflict types except Non-state)	<u>6. Intensity</u>	<u>7. Issue &amp; Brief Description</u>	<u>8. Deaths</u>
	<u>Side A</u>	<u>Side B</u>			<u>5b. Organizational level</u> (only Non-state conflicts)			
<b>Serbia (Yugoslavia)</b>	Serbia (Yugoslavia)	Republic of Slovenia	1991	Internal	Territory: Slovenia	Minor	Yugoslavia fights to avoid dissolution after Croatia and Slovenia declare independence.	63
	Serbia (Yugoslavia)	Croatian irregulars, Republic of Croatia	1991		Territory: Croatia	War		1,500
	Serbia (Yugoslavia)	UCK (National Liberation Army)	1998	Internationalized internal	Territory: Kosovo	War	Dissolution of Yugoslavia produced its last conflict over Albanian-populated Kosovo. Serbia fights to retain its historic landmark; UCK fights for independence: ethnic war ensues; ethnic cleansing, displacement. International coalition supporting Kosovo's claims, defeats Serbia. Kosovo independent state (2008).	4,000; 15,000
		UCK, Belgium, Canada, Czech Republic, Denmark, France, Germany, Greece, Hungary, Iceland, Italy, Luxembourg, Netherlands, Norway, Poland, Portugal, Spain, Turkey, UK, US	1999					
<b>Tajikistan</b>	Tajikistan, Russian Fed. (1993-96), Uzbekistan (1993-94)	UTO (United Tajik Opposition), Movement for Peace in Tajikistan (1998)	1992-96, 1998	Internal: 1992, 1998. Internationalized Internal: 1993-96	Government	War: 1992-93 Minor: 1994-96, 1998	Struggle for power in independent Tajikistan turns into civil war between Tajik regional groups; Russian involvement; peace agreement.	30,200; 50,000 - 60,000
<b>Turkey</b>	Turkey	PKK (Kurdistan Worker's Party)	1984-2008+	Internal	Territory: Kurdistan	Minor: 1984-91, 2000-08 War: 1992-99	Ethnic war for Kurdish independence; PKK abandoned violence after Öcalan arrested (1999). Renewed violence and clashes after autonomy given to Kurdish Iraq, used as safehaven for rebels.	36,657; 1,313 (2002-07); 316,000 (1984-99, 2004-06)

<u>1. Country</u>	<u>2. Actors</u>		<u>3. Year</u>	<u>4. Type</u>	<u>5a.</u> <u>Incompatibility</u> (all conflict types except Non-state)	<u>6. Intensity</u>	<u>7. Issue &amp; Brief Description</u>	<u>8. Deaths</u>
	<u>Side A</u>	<u>Side B</u>			<u>5b.</u> <u>Organizational</u> <u>level</u> (only Non- state conflicts)			
<b>Turkey</b>	Turkey	Devrimci Sol (Revolutionary Left)	1991-92	Internal	Government	Minor	Marxist-Leninist armed violence to overthrow legitimate govt. Renewed violence in 2005.	81
		MKP (Maoist Communist Party)	2005					30
<b>Uzbekistan</b>	Uzbekistan, Kyrgyz Republic (2000)	IMU (Islamic Movement of Uzbekistan)	1999-2000	Internal: 1999, 2004.	Government	Minor	Islamic extremists fighting against secular govt. IMU joined Taleban in Afghanistan, and JIG defeated. Conflict inactive.	256
	Uzbekistan, Kyrgyz Republic	JIG (Jihad Islamic Group)	2004	Internationalized internal: 2000				47; 35

\* This entry is included in the MEPV 1946-2008, but not in the UCDP/PRI0 Dataset.

## VIOLENT CONFLICTS IN SOUTH ASIA, 1991-2008

8 columns describe episodes of armed conflict and collective violence								
<u>1. Country</u>	<u>2. Actors</u>		<u>3. Year</u>	<u>4. Type</u>	<u>5a. Incompatibility</u> (all conflict types except Non-state)	<u>6. Intensity</u>	<u>7. Issue &amp; Brief Description</u>	<u>8. Deaths</u>
	<u>Side A</u>	<u>Side B</u>			<u>5b. Organizational level</u> (only Non-state conflicts)			
<b>Afghanistan</b>	Afghanistan	Soviet Union	1979	Interstate	Government	Minor	USSR invades Afghanistan to support puppet government.	
	Afghanistan and Soviet Union (1979 - 88)	Jam'iyyat-i Islami-yi Afghanistan	1979 - 92, 1996	Internal: 1978-79 Internationalized Internal: 1980-88	Government	War	Soviet invasion followed by civil war. Regionally based Mujaheddin factions battle government forces who are supported by Soviet Union (which withdraws in 1988).	480,000 (1978-88); 1,200,000 (1978-92)
		Hizb-i Islami-yi Afghanistan	1980 - 95, 2008					
		Hizb-i Islami-yi Afghanistan-Khalis faction, Mahaz-i Milli-yi Islami-yi Afghanistan, Harakat-i Inqilab-i Islami-yi Afghanistan	1980 - 88					
		Jabha-yi Nijat-i Milli-yi Afghanistan	1980 - 85, 1987 - 88					
		Ittih	1981 - 85					
		Ittihad-i Islami Bara-yi Azadi-yi Afghanistan	1987 - 88					
		Hizb-i Wahdat	1989 - 95				From 1992 on, civil war for control of government. Political and ethnic groups fight one another (Pashtuns, Tajkis, Uzbeks, Hazaris). Taliban movement emerges in 1994 and holds power from 1996 til 2001.	
		Military faction	1990, 1992					

<u>1. Country</u>	<u>2. Actors</u>		<u>3. Year</u>	<u>4. Type</u>	<u>5a. Incompatibility</u> (all conflict types except Non-state)	<u>6. Intensity</u>	<u>7. Issue &amp; Brief Description</u>	<u>8. Deaths</u>
	<u>Side A</u>	<u>Side B</u>			<u>5b. Organizational level</u> (only Non-state conflicts)			
Afghanistan	Afghanistan (1989-2001)	Junbish-i Milli-yi Islami	1992 - 95	Internal	Government	War	Alliance between Tajiks, Uzbeks, Hazaris unable to stop Taliban (Pashtun) advance; by September 1998, Taliban controls 90% of country. Drug production (mainly heroin) and trafficking sustain war effort of many actors. Northern Alliance keeps armed conflict alive in northern Afghanistan.	69,377
		Taleban	1995 - 96					
		UIFSA (or Northern Alliance)	1996 - 2001					
	Afghanistan	US, UK, Australia, Canada, France, Germany, Italy, Japan, Jordan, Netherlands, Poland, Russia, Turkey	2001	Internationalized Internal	Government	War	UIFSA (or Northern Alliance) and US-led military coalition oust Taleban.	
	Afghanistan, US, UK, France, Germany, Italy, Poland, Rumania	Taleban Hizb-i Islami-yi Afghanistan (2008)	2003-08+	Internationalized Internal	Government	Minor: 2003-04  War: 2005-08	Hunt for al-Qaeda; Widespread insurgency financing itself and profiting from drugs production and trafficking. Insurgency takes advantage of porous south-eastern borders with Pakistan.	11,214 (2003-07); 16,965 (2003-08)
	Australia, Denmark, Netherlands, Norway		2003, 2005-08					
	New Zealand		2003, 2006-08					
	Belgium, Canada, Pakistan, Slovakia, Spain		2004-08					
	Czech Republic, Portugal		2004, 2006-08					
	Macedonia, Switzerland		2006-07					

<u>1. Country</u>	<u>2. Actors</u>		<u>3. Year</u>	<u>4. Type</u>	<u>5a. Incompatibility</u> (all conflict types except Non-state)	<u>6. Intensity</u>	<u>7. Issue &amp; Brief Description</u>	<u>8. Deaths</u>
	<u>Side A</u>	<u>Side B</u>			<u>5b. Organizational level</u> (only Non-state conflicts)			
Afghanistan	Albania, Austria, Azerbaijan, Bulgaria, Croatia, Estonia, Finland, Greece, Hungary, Iceland, Ireland, Latvia, Lithuania, Luxembourg, Slovenia, Sweden, Turkey		2006-08					
	Georgia		2008					
	Forces of Rashid Abdul Dostum	Forces of Ustad Mohammad Atta	2002-03	Non-state	Organized groups	Minor	Ethnic-based and regional groups clashes for the control of provincial districts and administrative offices.	225
	Forces of Amanullah Khan	Forces of Ismail Khan	2002, 2004					128
	Forces of Abdul Rahman Khan	Forces of Amanullah	2003					25
	Forces of Amanullah Khan	Forces of Arbab Basir	2006					30
Bangladesh	Bangladesh	JSS/SB (or Chittagong Hill Tracts People's Coordination Association/Peace Force)	1975-92	Internal	Territory: Chittagong Hill Tracts (CHT)	Minor	Separatist war on ethnic basis waged by various tribal groups in south-eastern Bangladesh; 30 ethnicities live in CHT. Peace agreement signed in 1997.	127 (1990-92); 8,500 (1972-97)
	BNP Party Alliance	14-party Alliance	2006	Non-state	Formally organized groups	Minor		27

<u>1. Country</u>	<u>2. Actors</u>		<u>3. Year</u>	<u>4. Type</u>	<u>5a. Incompatibility</u> (all conflict types except Non-state)	<u>6. Intensity</u>	<u>7. Issue &amp; Brief Description</u>	<u>8. Deaths</u>
	<u>Side A</u>	<u>Side B</u>			<u>5b. Organizational level</u> (only Non-state conflicts)			
<b>Bhutan*</b>	Bhutan	Ethnic Nepalese	1991-93	Internal			Rebellion and forced repatriation of Lhotshampas (ethnic-Nepalese) into Nepal.	1,200
<b>India</b>	India	PWG (People's War Group)	1990-94, 1996-2004	Internal	Government	Minor	Conflict started in 1969. Maoist insurgency with strongholds in jungle and rural districts of Andhra Pradesh, Jharkand, and Bihar, among others. Targets are administrative structures; set-up of parallel administrations. Frustrated peace attempts. By 2006 insurgency is present in 13 out of 28 Indian states.	9,231 (1990-08); 1,328 (2002-07)
		MCC (Maoist Communist Centre)	1992-93, 1996, 1998-2004					
		CPI-M (Communist Party of India-Maoist)	2005-08+					
	India	NSCN – IM (National Socialist Council of Nagaland – Isaac-Muivah faction)	1992-97, 2000	Internal	Territory: Nagaland (North-eastern India)	Minor	Conflict started at Indian independence on secessionist claims. Peace talks, currently formal ceasefire in place, but low-intensity violent conflict. NSCN safehavens in Myanmar; conflict spillover; increased security cooperation India-Myanmar.	1,338 (1992-97); 101 (2000)
	India, Myanmar	NSCN – K (National Socialist Council of Nagaland – Khaplang faction)	2005-07+	Internationalized Internal				185; 511
India	India	ATTF (All Tripura Tiger Force)	1992-93, 1997-99	Internal	Territory: Tripura (North-eastern India)	Minor	Tribal groups and ethnic-based insurgency started in 1978 to counteract waves of Bengali settlers. Secessionist demands. Currently, low-intensity warfare.	2,925; 185 (2002-04); 27 (2006)
		NLFT (National Liberation Front of Tripura)	1995, 1997-2004, 2006+					

<u>1. Country</u>	<u>2. Actors</u>		<u>3. Year</u>	<u>4. Type</u>	<u>5a. Incompatibility</u> (all conflict types except Non-state)	<u>6. Intensity</u>	<u>7. Issue &amp; Brief Description</u>	<u>8. Deaths</u>
	<u>Side A</u>	<u>Side B</u>			<u>5b. Organizational level</u> (only Non-state conflicts)			
India	India	PLA (People's Liberation Army)	1992-93, 1995-96, 1998, 2000, 2004, 2006+	Internal	Territory: Manipur (North-eastern India)	Minor	Secessionist movement since Indian independence (1947): guerrilla warfare and insurgency started in the late 1970s to peak in the 1990s. Currently, low-intensity conflict.	2,750 (1992-00); 1,440 (2003-07); 242 (2003-07)
		UNLF (United National Liberation Front)	1994, 1997, 1999, 2003-07+					
		KNF (Kuki National Front)	1997					
		KCP (Kangleipak Communist Party), PREPAK (People's Revolutionary Party of Kangleipak)	2008+					485
	India	Sikh insurgents	1983-93	Internal	Territory: Punjab and Khalistan (North India)	Minor: 1993, War: 1991-92	Ethnic conflict started in 1981; fragmented insurgency; demands for autonomy. Insurgents defeated militarily in 1993.	10,019 (1991-93)
India	Kashmir insurgents	1989-2008+	Internal	Territory: Kashmir (North India)	Minor: 1989, 1994-98, 2006-08 War: 1990-93, 1999-2005	Autonomy claims since 1947; fragmented ethnic insurgency claims secession; conflict entangled with dispute with Pakistan.	42,249; 6,177 (2002-07)	
India	ULFA (United Liberation Front of Assam)	1990-91, 1994-2008+	Internal	Territory: Assam (North-eastern India)	Minor	Tribal and ethnic insurgency as a consequence of Bengali settlers.	2,857; 25,000 (1952-08); 395 (2002-07)	

<b>1. Country</b>	<b>2. Actors</b>		<b>3. Year</b>	<b>4. Type</b>	<b>5a. Incompatibility</b> (all conflict types except Non-state)	<b>6. Intensity</b>	<b>7. Issue &amp; Brief Description</b>	<b>8. Deaths</b>
	<b>Side A</b>	<b>Side B</b>			<b>5b. Organizational level</b> (only Non-state conflicts)			
<b>India</b>	India	NDFB (National Democratic Front for Bodoland)	1989-90, 1993-2004+	Internal	Territory: Bodoland (North-eastern India)	Minor	Bengali immigration triggered marginalization and conflict. Ethnic Bodos opposed to Assam. Ceasefire currently in place.	2,310 (1993-04); 174 (2002-04)
	India	DHD-BW (Dima Halam Daogah-Black Widow faction)	2008+	Internal	Territory: Dimaraji (Assam state, North-east)	Minor	Tribal group of Dimasa (opposing Bengali settlers).	61
	India	PULF (People's United Liberation Front)	2008+	Internal	Territory: Manipur (North-eastern India)	Minor	Protection of Muslim minority (8%) in Manipur. Goal: creation of Islamic State.	33
	Dimasa	Hmar	2003	Non-state	Organized groups	Minor	Numerous inter-tribe conflicts over land rights and ownership, territorial control and autonomy. Tactic: raids and ambushes; (southern Assam, North-eastern India).	29
	Dimasa	Karbi	2005					102
	Karbi	Kuki	2004					31
	NSCN – IM (National Socialist Council of Nagaland – Isaac-Muivah faction)	NSCN – K (National Socialist Council of Nagaland – Khaplang faction)	2005-08+					Formally organized groups
<b>India, Pakistan</b>	India	Pakistan	1948, 1964-65, 71, 84, 87, 89-92, 96-2003+	Interstate	Territory: Kashmir (North India)	War: 1948, 65, 71, 1999. Minor: all other years	Dispute over India-controlled Kashmir since independence. Occasional border clashes and 3 full wars. Currently, ceasefire and negotiations underway.	2,250 (1996-03); 561 (2002-03)

<u>1. Country</u>	<u>2. Actors</u>		<u>3. Year</u>	<u>4. Type</u>	<u>5a. Incompatibility</u> (all conflict types except Non-state)	<u>6. Intensity</u>	<u>7. Issue &amp; Brief Description</u>	<u>8. Deaths</u>
	<u>Side A</u>	<u>Side B</u>			<u>5b. Organizational level</u> (only Non-state conflicts)			
<b>Nepal</b>	Nepal	CPN–M (Communist Party of Nepal–Maoist)	1996-2006	Internal	Government	Minor: 1996-2001, 2006 War: 2002-05	Communist insurgency against monarchic authoritarianism sparks full civil war, fall of monarchy and regime change.	12,129; 8,729 (2002-06)
	CPN–M (Communist Party of Nepal–Maoist)	MJF (Madhesi Jana Adhikar Forum: Madhesi People's Rights Forum)	2007	Non-state	Formally organized groups	Minor	Conflict over political representation and autonomy between Madhesi group and central Maoist govt.	32
<b>Pakistan</b>	Pakistan	BLA (Baluchistan Liberation Army)	2004, 2006-08+	Internal	Territory: Baluchistan (South-west, bordering Iran & Afghanistan)	Minor	Vast, deserted and sparsely-populated Baluchistan; anti-government attacks and local insurgency to resist centrally-driven modernization and natural resource exploration. Attacks on infrastructure.	1,285; 379 (2004-07)
		Baluch Ittehad (Unity)	2005-06					
		BRA (Baluchistan Republican Army)	2008+					
	Pakistan	MQM (Mohajir People's Movement)	1990, 1995-96	Internal	Government	Minor	Urdu-speaking Mohajir tribal group fights for ethnic status and rights, political autonomy.	2,200 (1995-96); 5,000 (1983-98)
	Pakistan	Rebel groups in Federally Administered Tribal Areas (FATA)*	2004-08+	Internal	Government			Ethnic Pashtuns and tribal groups oppose Pakistan central govt. Conflict deepens after US-led coalition war in Afghanistan. Many tribal areas along Afghan border involved. Islamic fundamentalism and al-Qaeda's presence
TNSM (Movement for the Enforcement of Islamic Laws)		2007	Internal	Government	Minor			578; 3,505

<u>1. Country</u>	<u>2. Actors</u>		<u>3. Year</u>	<u>4. Type</u>	<u>5a. Incompatibility</u> (all conflict types except Non-state)	<u>6. Intensity</u>	<u>7. Issue &amp; Brief Description</u>	<u>8. Deaths</u>
	<u>Side A</u>	<u>Side B</u>			<u>5b. Organizational level</u> (only Non-state conflicts)			
Pakistan		TTP (Taleban Movement of Pakistan)	2008+	Non-state	Formally organized groups	Minor	and al-Qaeda's presence.	6,317
	Ansaar ul-Islam (Pakistan) (Supporters of Islam)	Lashkar-e-Islam (Army of Islam)	2007-08				Clashes over political and religious influence in north-western tribal area (part of FATA).	122
	IMU (Islamic Movement of Uzbekistan)	Lashkha of Wazir tribe	2007				Clashes in South Waziristan due to IMU settling in this area.	319
	Bangesh tribe	Turi tribe	2008					449
	JAH - Jamait Ahle Hadith (People of Hadith Group)	TTP (Taleban Movement of Pakistan)	2008				Rival taleban groups fight in the Federally Administered Tribal Areas (FATA).	51
	Kachai tribe	Meshti tribe	2008					58
	Mangal tribe	Turi tribe	2008					64
	Lashkar (Army) of Salarzai tribe	TTP (Taleban Movement of Pakistan)	2008					34

<u>1. Country</u>	<u>2. Actors</u>		<u>3. Year</u>	<u>4. Type</u>	<u>5a. Incompatibility</u> (all conflict types except Non-state)	<u>6. Intensity</u>	<u>7. Issue &amp; Brief Description</u>	<u>8. Deaths</u>
	<u>Side A</u>	<u>Side B</u>			<u>5b. Organizational level</u> (only Non-state conflicts)			
Sri-Lanka	Sri-Lanka	LTTE (Liberation Tigers of Tamil Eelam)	1986-2001, 2003, 2005-09	Internal	Territory: Eelam	Minor: 1986, 1988-89, 2003, 2005. War: 1987, 1990-2001, 2006-08	Ethnic-Tamil grievances against pro-Sinhalese government erupt into secessionist civil war in the northeast Eelam (in 1983). LTTE militarily defeated in 2009.	38,000 (1991-01); 59 (2003); 19,748 (2005-08); 3,942 (2005-07); 120,000 (1972-06)
	LTTE (Liberation Tigers of Tamil Eelam)	LTTE – K (Karuna faction), then TMVP (Tamil People's Liberation Tigers)	2004-06	Non-state	Formally organized groups	Minor	LTTE-K (then TMVP) fighting for eastern Tamils rights vis-à-vis LTTE traditional leadership.	208

\* This entry is included in the MEPV 1946-2008, but not in the UCDP/PRIODataset.

## VIOLENT CONFLICTS IN LATIN AMERICA AND THE CARIBBEAN, 1991-2008

8 columns describe episodes of armed conflict and collective violence								
<u>1. Country</u>	<u>2. Actors</u>		<u>3. Year</u>	<u>4. Type</u>	<u>5a. Incompatibility</u> (all conflict types except Non-state)	<u>6. Intensity</u>	<u>7. Issue &amp; Brief Description</u>	<u>8. Deaths</u>
	<u>Side A</u>	<u>Side B</u>			<u>5b. Organizational level</u> (only Non-state conflicts)			
<b>Brazil</b>	Comando Vermelho (Red command)	Tercer Comando (Third command)	2004	Non-state	Formally organized groups	Minor	Criminal organizations struggle in Rio de Janeiro; drug trafficking; clashes in prisons between inmates.	30
<b>Colombia</b>	Colombia	FARC (Fuerzas armadas revolucionarias colombianas)	1964-68, 1971-72, 1974-2008+	Internal	Government	Minor: 1964-2000, 2003, 2006-08. War: 2001-02, 2004-05	Since 1948, ideological struggle for control of central govt. Civil violence, land reform, and drug trafficking (left: ELN, FARC, EPL, MAO, M-19; right: MAS, AUC). Widespread and lucrative drug trafficking permeates both rural and urban society.	5,142 (2002-07); 60,000 (1978-06)
		ELN (Ejército de liberación nacional)	1969-70, 1973, 1984, 1986-2006, 2008+					
		M-19 (Movimiento 19 de Abril)	1978, 1981-86, 1988					
		EPL (Ejército popular de liberación)	1987-89, 2004					
	AUC (Autodefensas Unidas de Colombia)	FARC	2002-05	Non-state	Formally organized groups	Minor	1,129	
<b>Ecuador, Peru</b>	Ecuador	Peru	1995	Inter-state	Territory	Minor	Border dispute (Cordillera del Condor)	1,000

<b>1. Country</b>	<b>2. Actors</b>		<b>3. Year</b>	<b>4. Type</b>	<b>5a. Incompatibility</b> (all conflict types except Non-state)	<b>6. Intensity</b>	<b>7. Issue &amp; Brief Description</b>	<b>8. Deaths</b>
	<b>Side A</b>	<b>Side B</b>			<b>5b. Organizational level</b> (only Non-state conflicts)			
<b>Ecuador</b>	Huaorani	Tagaeri	2003	Non-state	Organized groups	Minor	Tagaeri community is a subgroup of the Huaorani ethno-linguistic group; ethnic violence, displacement, oil extraction.	26
<b>El Salvador</b>	El Salvador, ORDEN (paramilitary)	FMLN (Frente farabundo Martí para la liberación nacional)	1980-91	Internal	Government	Minor: 1980, 1990-91. War: 1981-89	Land reform and wealth redistribution. Rightist government battles leftwing FMLN insurgency.	80,000 (1979-92)
<b>Guatemala</b>	Mara 18	Mara Salvatrucha	2005	Non-state	Formally organized groups	Minor	Gang-based violence; criminal organizations.	54
	Guatemala	URNG (Unidad Revolucionaria nacional guatemalteca)	1965-95	Internal	Government	Minor	Active since 1965. Govt repression, denial of peasant land rights; Communist insurgents battle military-dominated government forces in protracted conflict; Repression of indigenous peoples (Mayans).	150,000 (1966-96)
<b>Haiti</b>	Haiti	Military faction (forces of Raol Cedras)	1991	Internal	Government	Minor	Military coup ousts Aristide.	700

<u>1. Country</u>	<u>2. Actors</u>		<u>3. Year</u>	<u>4. Type</u>	<u>5a. Incompatibility</u> (all conflict types except Non-state)	<u>6. Intensity</u>	<u>7. Issue &amp; Brief Description</u>	<u>8. Deaths</u>
	<u>Side A</u>	<u>Side B</u>			<u>5b. Organizational level</u> (only Non-state conflicts)			
<b>Haiti</b>	Haiti	Front pour la Libération et la Reconstruction Nationales (FLRN), OP Lavalas (Chimères)	2004	Internal	Government	Minor	General unrest surrounding ouster of President Aristide and his Lavalas Family ruling party. Peacekeeping mission to restore law and order.	244 (2004); 2,000 (2004-07)
<b>Mexico</b>	Mexico	EZLN (Ejército Zapatista de liberación nacional)	1994	Internal	Government	Minor	Ethnic violence in Chiapas to claim rights to land for indigenous peoples.	1,000 (1994-97)
		EPR (Ejército Popular Revolucionario)	1996					
	Sinaloa Cartel	Gulf Cartel	2004-05, 2008	Non-state	Formally organized groups	Minor	Drugs trafficking-related warfare; territorial control; criminal organizations. Federal Army and police offensive against entrenched drug cartels and corrupt police and officials (northern region bordering the USA, mainly).	290
		Juarez cartel	2008					294
	Tijuana Cartel (internal)	Tijuana Cartel (internal)	2008					185
	Mexico*	Criminal organizations	2006-08+					11,000
<b>Peru</b>	Peru	MRTA (Movimiento revolucionario Tupac Amaru)	1989, 1991-93	Internal	Government	Minor: 1986-87, 1994-99, 2007-08. War: 1982-85, 1988-93	Maoist guerrillas of SL (Shining Path) attack government troops, terrorize rural and urban supporters of govt. Detention of SL leader Guzman (1992) and strong military intervention weaken SL. Lately though, surge in violence.	30,000 (1982-97); 69,280 (1980-96); 32 (2007)
		Sendero Luminoso (SL)	1982-99, 2007-08+					

<b><u>1. Country</u></b>	<b><u>2. Actors</u></b>		<b><u>3. Year</u></b>	<b><u>4. Type</u></b>	<b><u>5a. Incompatibility</u></b> (all conflict types except Non-state)	<b><u>6. Intensity</u></b>	<b><u>7. Issue &amp; Brief Description</u></b>	<b><u>8. Deaths</u></b>
	<b><u>Side A</u></b>	<b><u>Side B</u></b>			<b><u>5b. Organizational level</u></b> (only Non-state conflicts)			
<b>Venezuela</b>	Venezuela	Military faction (forces of Hugo Chávez)	1992	Internal	Government	Minor	Failed military coup d'etat led by Hugo Chávez.	120

\* This entry is included in the MEPV 1946-2008, but not in the UCDP/PRIODataset.

## VIOLENT CONFLICT DATASET: REFERENCES

### SOURCES:

The Violent Conflict Dataset includes episodes of armed conflict and of politically, economically, and socially-motivated collective violence between 1991 and 2008. There are multiple sources and database on armed conflict and collective violence, each responding to a different definition of what violent conflict is. In order to establish a rigorous dataset of armed conflicts and collective violence at the global and regional levels, the majority of entries in the dataset comes from one single source, which in turn allows for comparative analysis. The primary source used is the Uppsala Conflict Data Program (UCDP), and the selection of the armed conflict events for this dataset is based on the UCDP datasets. Two major types of armed conflicts and collective violence are recorded here: (i) events of Armed Conflicts (1991-2008) recorded in the UCDP/PRIO Armed Conflict Dataset; and (ii) events of Non-state Conflicts recorded in the UCDP Non-State Conflict Dataset. (Please note that the timespan for the Non-state conflicts is 2002-2007: any Non-state conflict occurred before 2002 is not included in this table).

The information in the present dataset is complemented and enriched by the sources listed below.

In addition, the present table is meant to be complemented by the note "Review of Databases on Violence and Conflict". Please refer to this note for extended and more in depth definitions of the sources listed below.

#### Main sources:

- "UCDP/PRIO Armed Conflict Dataset", 1946-2008, v. 4-2009. Uppsala Conflict Data Program (UCDP), Department of Peace and Conflict Research, Uppsala University; and Center for the Study of Civil War, International Peace Research Institute (PRIO). Preferred citation is: Gleditsch, Nils Petter, Peter Wallensteen, Mikael Eriksson, Margareta Sollenberg, and Håvard Strand. 2002. "Armed Conflict 1946-2001: A New Dataset." *Journal of Peace Research* 39(5). **(This dataset was consulted to fill columns 1-6 of all Types of conflict with the exception of the Non-state conflicts).**
- "UCDP Non-State Conflict Dataset", 2002-2007, v. 2.1-2009. Uppsala Conflict Data Program (UCDP), Department of Peace and Conflict Research, Uppsala University. **(This dataset was consulted to fill columns 1-8 of all the Non-state conflicts, including estimates of deaths).**
- "UCDP Non-State Actor Dataset", v. 1-2009. Uppsala Conflict Data Program (UCDP), Department of Peace and Conflict Research, Uppsala University.
- "UCDP Database", [www.ucdp.uu.se/database](http://www.ucdp.uu.se/database). Uppsala Conflict Data Program (UCDP), Department of Peace and Conflict Research, Uppsala University.
- "Major Episodes of Political Violence (MEPV), 1946-2008." Integrated Network for Societal Conflict Research (INSCR) Data Page, Center for Systemic Peace (CSP). **(This dataset was consulted to fill columns 7 and 8.** Occasionally, the MEPV dataset includes some instances of armed conflicts that were not covered by the UCDP Datasets. Those particular cases were included in the present dataset with an asterisk next to the Country or Actor/Side A).
- De Rouen Jr., Karl, and Uk Heo (eds.). 2007. *Civil Wars of the World: Major Conflicts Since World War II*. Volume I, II. Santa Barbara, CA: ABC-CLIO. **(This dataset was consulted to fill columns 2, 7 and 8).** This source uses definition of civil war by: Sambanis, Nicholas. 2004. "What Is Civil War? Conceptual and Empirical Complexities of an Operational Definition." *The Journal of Conflict Resolution* 48 (6): 814-858.
- PITF State Failure Problem Set, 1955-2007, "Revolutionary and Ethnic Wars." Integrated Network for Societal Conflict Research (INSCR) Data Page, at the Center for Systemic Peace (CSP). **(This dataset was consulted to fill column 7).**
- "The Armed Conflict Database", 1997-present. International Institute for Strategic Studies (IISS).

## VIOLENT CONFLICT DATASET: REFERENCES

Sources for Column 8: Deaths. Given different definitions of deaths from armed conflict, the team was unable to bring forward a homogenous figure of deaths for the present dataset. Therefore, column 8 of this dataset features conflict deaths from four different sources. In order to distinguish among them, a different color has been assigned to each source. Please see below for definitions.

Figures in **color Black**: - "UCDP Battle-related Deaths Dataset", 2002-2007, v. 5-2009. For Non-state Conflicts: - "UCDP Non-State Conflict Dataset", 2002-2007, v. 2.1-2009.

Figures in **color Blue**: - "Battle Deaths Dataset, 1946-2008", version 3.0 (2009), the Centre for the Study of Civil War, PRIO. Preferred citation is: Lacina, Bethany, and Nils Petter Gleditsch. 2005. "Monitoring Trends in Global Combat: A New Dataset of Battle Deaths." *European Journal of Population* 21 (2-3): 145-166.

Figures in **color Red**: - "Major Episodes of Political Violence (MEPV), 1946-2008." Integrated Network for Societal Conflict Research (INSCR) Data Page, Center for Systemic Peace (CSP).

Figures in **color Green**: - De Rouen Jr., Karl, and Uk Heo (eds.). 2007. *Civil Wars of the World: Major Conflicts Since World War II*. Volume I, II. Santa Barbara, CA: ABC-CLIO.

### OTHER SOURCES:

- Armed Conflicts Report 2008, Project Ploughshares, at <http://www.ploughshares.ca/libraries/ACRText/ACR-TitlePage.html>
- Ayres, R. William. 2000. "A World Flying Apart? Violent Nationalist Conflict and the End of the Cold War." *Journal of Peace Research*, 37 (1): 105-117.
- Buhaug, Halvard, and Kristian Skrede Gleditsch. 2008. "Contagion or Confusion? Why Conflicts Cluster in Space." *International Studies Quarterly*, 52: 215-233.
- "Conflict Trends in Africa, 1946-2004. A Macro-Comparative Perspective." DFID, Ministry of Defence, and Foreign & Commonwealth Office.
- Geneva Declaration. 2008. "Global Burden of Armed Violence." Geneva Declaration Secretariat, Small Arms Survey.
- Gleditsch, Nils Petter. 2002. "The Future of Armed Conflict." The Begin-Sadat Center for Strategic Studies, Bar-Ilan University.
- Global Peace Index (GPI). 2009. "Methodology, Results and Findings." Institute for Economics & Peace, at <http://www.visionofhumanity.org/images/content/GPI-2009/2009-GPI-ResultsReport-20090526.pdf>.
- Global Peace Index (GPI). 2009. "Peace, its Causes and Economic Value." Discussion Paper, Institute for Economics & Peace, at <http://www.visionofhumanity.org/images/content/GPI-2009/2009-GPI-DiscussionPaper-20090622.pdf>
- Harbom, Lotta, and Peter Wallensteen. 2009. "Armed Conflicts, 1946-2008." *Journal of Peace Research*, 46 (4): 577-587.
- Hazen, Jennifer M. 2008. "Armed Violence in Asia and the Pacific: An Overview of the Causes, Costs and Consequences." Briefing Paper, United Nations Development Program (UNDP).
- Heidelberg Institute for International Conflict Research. 2008. "Conflict Barometer 2008." 17th Annual Conflict Analysis, University of Heidelberg, at [http://hiik.de/en/konfliktbarometer/pdf/ConflictBarometer\\_2008.pdf](http://hiik.de/en/konfliktbarometer/pdf/ConflictBarometer_2008.pdf)
- Heidelberg Institute for International Conflict Research. 2009. "Conflict Barometer 2009." 18th Annual Conflict Analysis, University of Heidelberg, at [http://hiik.de/en/konfliktbarometer/pdf/ConflictBarometer\\_2009.pdf](http://hiik.de/en/konfliktbarometer/pdf/ConflictBarometer_2009.pdf)

## VIOLENT CONFLICT DATASET: REFERENCES

- Hewitt, J. Joseph, Jonathan Wilkenfeld, and Ted Robert Gurr. 2010. "Peace and Conflict 2010: Executive Summary." Center for International Development and Conflict Management, University of Maryland.
- Hewitt, J. Joseph, Jonathan Wilkenfeld, and Ted Robert Gurr. 2008. "Peace and Conflict 2008: Executive Summary." Center for International Development and Conflict Management, University of Maryland.
- Human Security Report Project. 2008. "Human Security Brief 2007." Simon Fraser University.
- Mack, Andrew. 2007. "Global Political Violence: Explaining the Post-Cold War Decline." Coping with Crisis Working Paper Series, International Peace Academy.
- Marshall, Monty G., Jack Goldstone, and Benjamin R. Cole. 2008. "State Fragility Index and Matrix 2008." Center for Systemic Peace and Center for Global Policy.
- Newman, Edward. 2009. "Conflict Research and the 'Decline' of Civil War." *Civil Wars*, 11 (3): 255-278.
- Ogun, Ayla, and Sacit Hadi Akdede. 2008. "Death as a Measure of Duration of Conflict." Working Papers in Economics, 08/04, Izmir University of Economics.

### NOTES and DEFINITIONS:

- Armed conflict is defined as "a contested incompatibility that concerns government and/or territory where the use of armed force between two parties, of which at least one is the government of a state, results in at least 25 battle-related deaths." (Source: UCDP/PRIO Armed Conflict Dataset Codebook, V. 4-2009).
- Non-state conflict is defined as "the use of armed force between two organized armed groups, neither of which is the government of a state, which results in at least 25 battle-related deaths in a year." (Source: UCDP Non-State Conflict Codebook, V. 2.1-2009).
- Major episodes of political violence (MEPV) are defined as those which involve at least 500 "directly-related" fatalities and reach a level of intensity in which political violence is both systematic and sustained (a base rate of 100 "directly-related deaths per annum"). Episodes may be of any general type: inter-state, intra-state, or communal; they include all episodes of international, civil, ethnic, communal, and genocidal violence and warfare.

### The 8 columns of this dataset are described as follows:

1. Country. Country of observation

2. Actors. Side A and Side B: Actors are primary parties to the armed conflict as well as states that support with troops one of the parties, no matter the conflict type. In armed conflicts, Side A always includes the government of the country at war. It may also include "all states that enter a conflict with troops to actively support Side A." Side B is either another state or an opposition group (depending on the type of conflict), or states that support the war effort. (Source: UCDP/PRIO Armed Conflict Dataset Codebook, V. 4-2009). In non-state conflicts Side A and B are the organized groups that fight one another.

3. Year. The calendar year (January - December) in which at least 25 battle-related deaths occurred between two fighting parties. The sign + following the year of observation means that the armed conflict is still active at the time of research (2009).

## VIOLENT CONFLICT DATASET: REFERENCES

4. Type. UCDP defines four types of conflict: 1. Extrasystemic armed conflict occurs between a state and a non-state group outside its own territory. These conflicts are by definition territorial, since the government side is fighting to retain control of a territory outside the state system. 2. Interstate armed conflict occurs between two or more states. 3. Internal armed conflict occurs between the government of a state and one or more internal opposition group(s) without intervention from other states. 4. Internationalized internal armed conflict occurs between the government of a state and one or more internal opposition group(s) with intervention from other states (secondary parties) on one or both sides. (Source: UCDP/PRIO Armed Conflict Dataset Codebook, V. 4-2009). A fifth type, Non-state conflicts, is defined above.

*Column 5 includes two separate variables that are mutually exclusive: variable 5a concerns all types of conflict except non-state conflicts; variable 5b concerns only non-state conflicts. In detail:*

5a. Incompatibility. The variable 'incompatibility' concerns all types of conflict, with the exception of Non-state conflicts. UCDP includes incompatibility in its main definition of armed conflict (see above). There are three categories of incompatibility: (i) Territory, (ii) Government, and (iii) Both. As stated in the UCDP/PRIO codebook, incompatibility refers to "what the parties are (or claim to be) fighting over, but it says nothing about why the parties are fighting." (Source: UCDP/PRIO Armed Conflict Dataset Codebook, V. 4-2009).

5b. Organizational level. The variable 'organizational level' concerns only Non-state type of conflicts. Two organizational levels are coded here: 1. Formally organized groups: any non-governmental group of people having announced a name for their group and using armed force against another similarly formally organized group. 2. Organized groups: any group without an announced name, but who uses armed force against another similarly organized group, where the violent activity meets at least one of the following requirements: (i) there is a clear pattern of incidents that are connected; (ii) there is evidence that the violent activity was planned in advance. (Source: UCDP Non-State Conflict Codebook, V. 2.1-2009).

6. Intensity. The variable 'intensity' is coded by UCDP in two categories: 1. Minor: between 25 and 999 battle-related deaths in a calendar year. 2. War: at least 1,000 battle-related deaths in a calendar year. (Source: UCDP/PRIO Armed Conflict Dataset Codebook, V. 4-2009).

7. Issue & Brief Description. A brief snapshot of the conflict is provided, highlighting main characters, patterns and phases.

## VIOLENT CONFLICT DATASET: REFERENCES

### 8. Deaths.

UCDP Battle-related Deaths. (in Black color). Counted as battle-related is conflict behaviour between warring parties in the conflict dyad, which is directly related to the incompatibility, i.e. carried out with the purpose of realizing the goal of the incompatibility and results in deaths. Typically, battle-related deaths occur in what can be described as "text1" warfare involving the armed forces of the warring parties. This includes traditional battlefield fighting, guerrilla activities (e.g. hit-and-run attacks / ambushes) and all kinds of bombardments of military units, cities and villages etc. The targets are usually the military itself and its installations or state institutions and state representatives, but there is often substantial collateral damage in the form of civilians being killed in crossfire, in indiscriminate bombings etc. All deaths - military as well as civilians - incurred in such situations, are counted as battle-related deaths. The general rule for counting battle-related deaths is moderation. (Source: UCDP Definitions, at [http://www.pcr.uu.se/research/UCDP/data\\_and\\_publications/definitions\\_all.htm#brd](http://www.pcr.uu.se/research/UCDP/data_and_publications/definitions_all.htm#brd) )

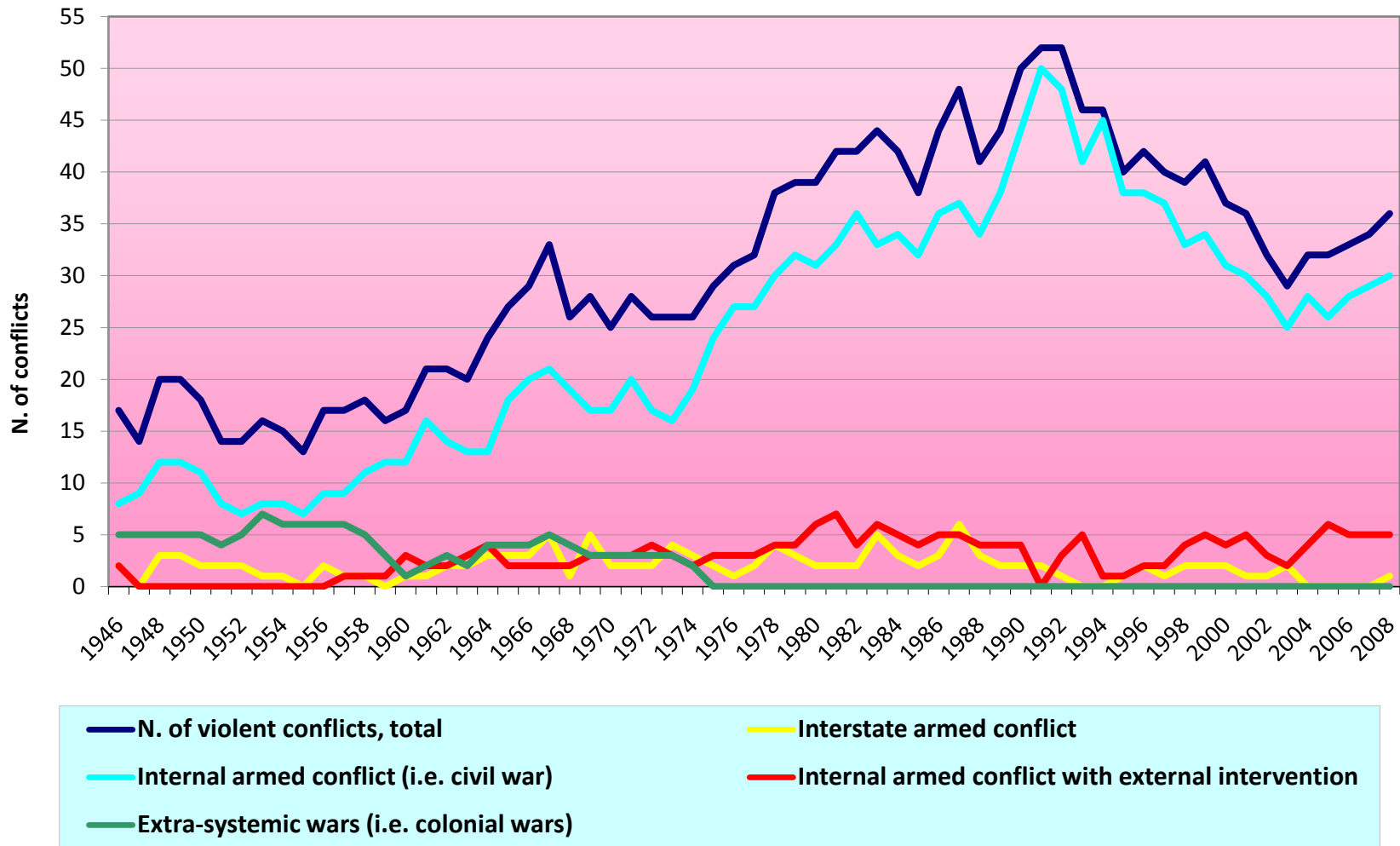
Battle-related deaths in Non-state conflicts. (in Black color). "The general rule for UCDP's estimation of fatalities is moderation. All incidents are ideally verified by two independent sources, and all estimates reported are grounded in UCDP's expertise of each particular country. The best estimate is constructed by aggregating the best estimates for each individual event. If reports provide conflicting estimates, an examination is made as to what source is most reliable. If no such distinction can be made, UCDP employs the lower figure given." (Source: UCDP Non-State Conflict Codebook, V. 2.1-2009).

PRIO Battle Deaths Dataset (in Blue color) defines battle deaths as deaths resulting directly from violence inflicted through the use of armed force by a party to an armed conflict during contested combat. Contested combat is use of armed force by a party to an armed conflict against any person or target during which the perpetrator faces the immediate threat of lethal force being used by another party to the conflict against him/her and/or allied fighters. Contested combat excludes the sustained destruction of soldiers or civilians outside of the context of any reciprocal threat of lethal force (e.g. execution of prisoners of war). (Source: Battle Deaths Dataset 1946–2008, Codebook for Version 3.0).

Major Episodes of Political Violence (MEPV) Deaths. (in Red color). Estimates of "directly-related" deaths (Deaths): Accountings of the number of deaths resulting directly from an episode of political violence are difficult to determine and estimates often vary widely. This difficulty is especially problematic as the distinction between combatants and non-combatants has grown increasingly obscure as "less formal" civil conflict interactions in less institutionalized societal systems predominate in the contemporary era. As argued in the text, such estimates of "battle-related deaths" should be regarded simply as estimates of the general magnitude of the violence. The numbers listed here reflect the median or mean of often widely disparate estimates listed in the various sources and are provided solely as a referent point. Casualties among non-combatants directly related to the violent conflict are inconsistently estimated (if at all) in the various source estimates. Far more problematic than "battle-related deaths" for societal systems are the much larger numbers of persons directly and indirectly, physically and psychologically, distorted and disturbed by violence during episodes of armed conflict (for this we have no estimation procedure). ("Codebook: Major Episodes of Political Violence (MEPV), 1946-2008.")

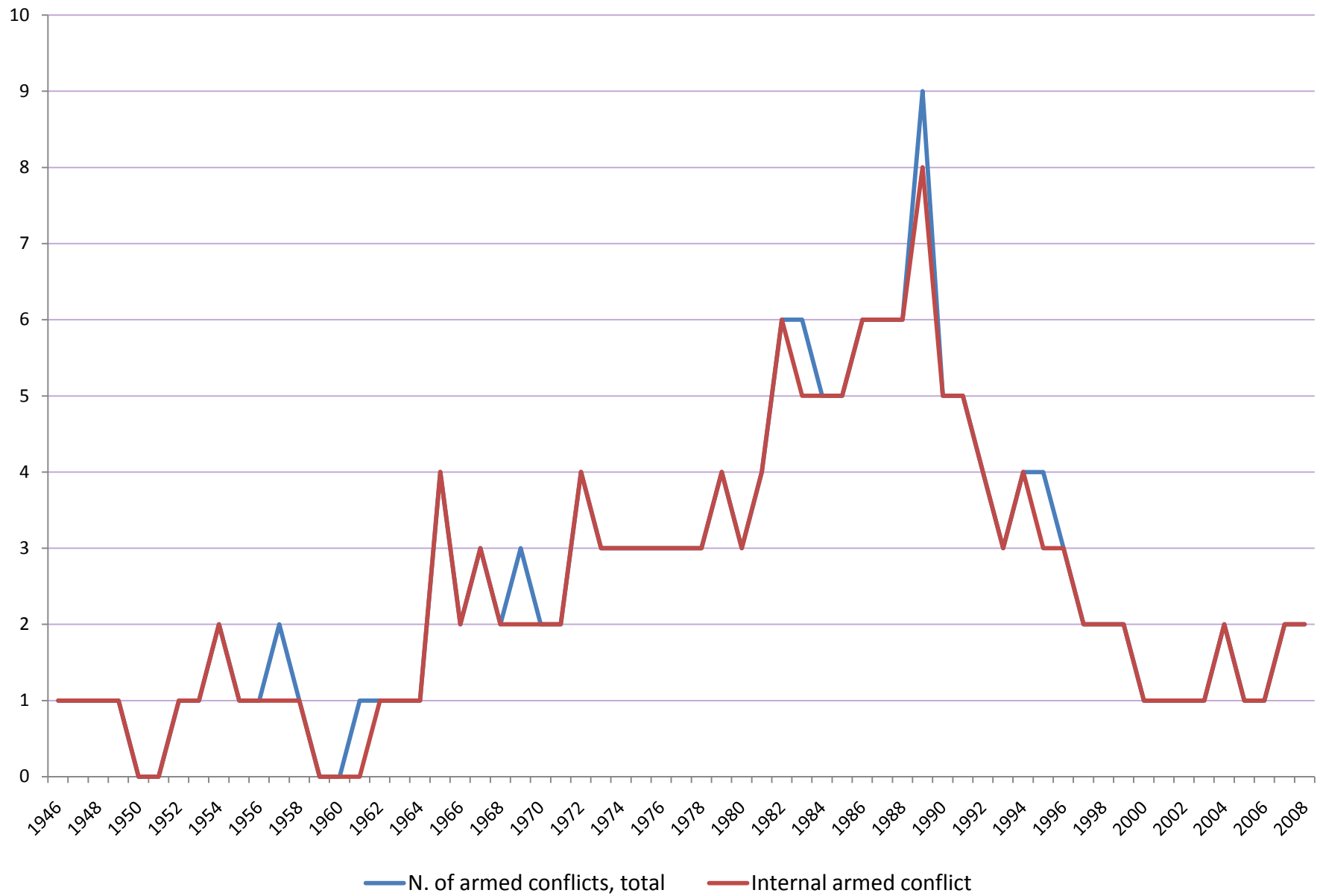
De Rouen and Heo (2007) (in Green color) include civilian population in their estimate of war casualties.

## Trends in Violent Conflict, World, 1946-2008

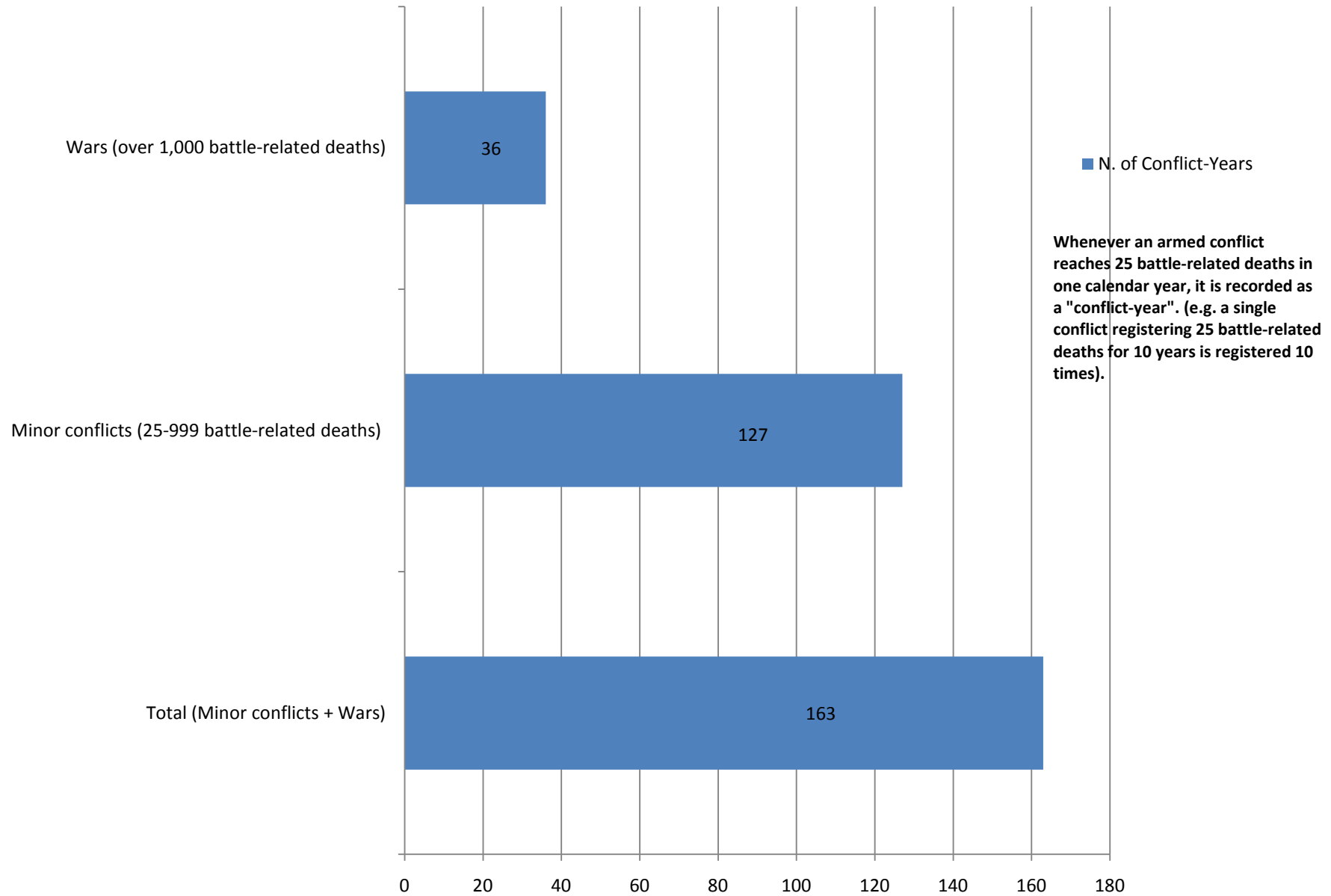


SOURCE: Author's elaboration from UCDP/PRIO Armed Conflict Dataset, 1946-2008, v. 4-2009.

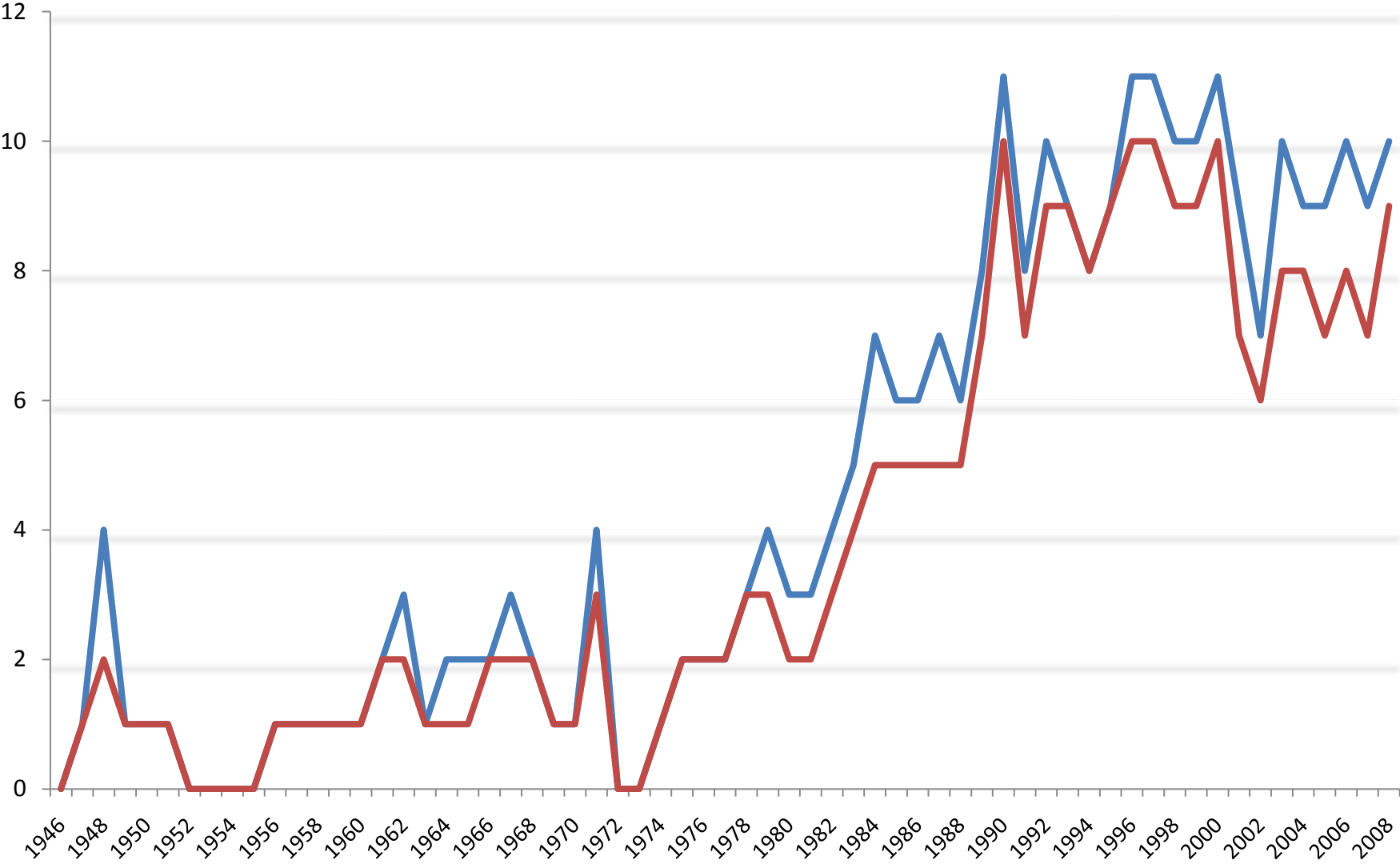
## Armed Conflicts in Latin America and the Caribbean, 1946-2008



## Intensity of Armed conflicts in Latin America and the Caribbean, 1946-2008

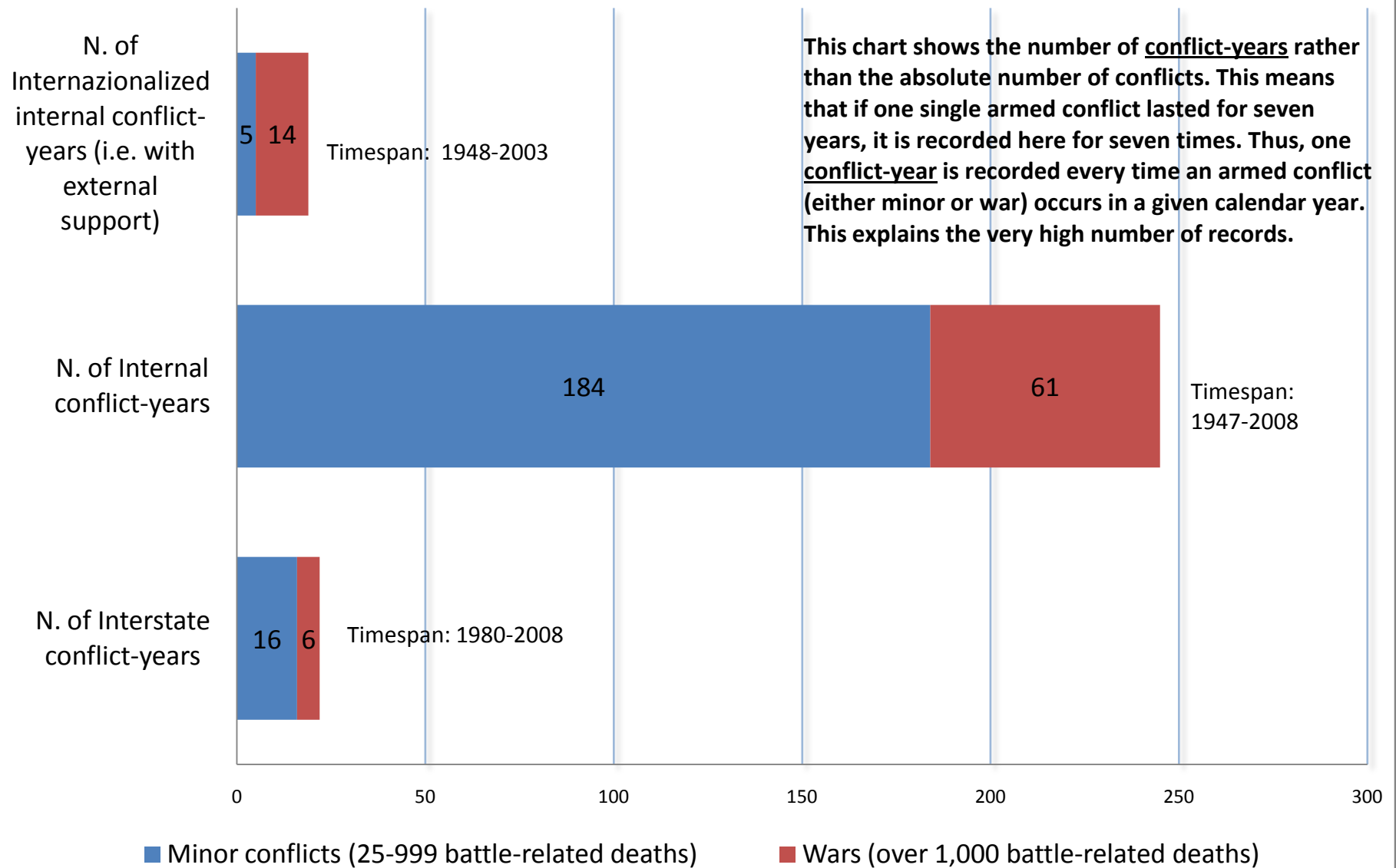


# Armed Conflicts in South Asia, 1946-2008

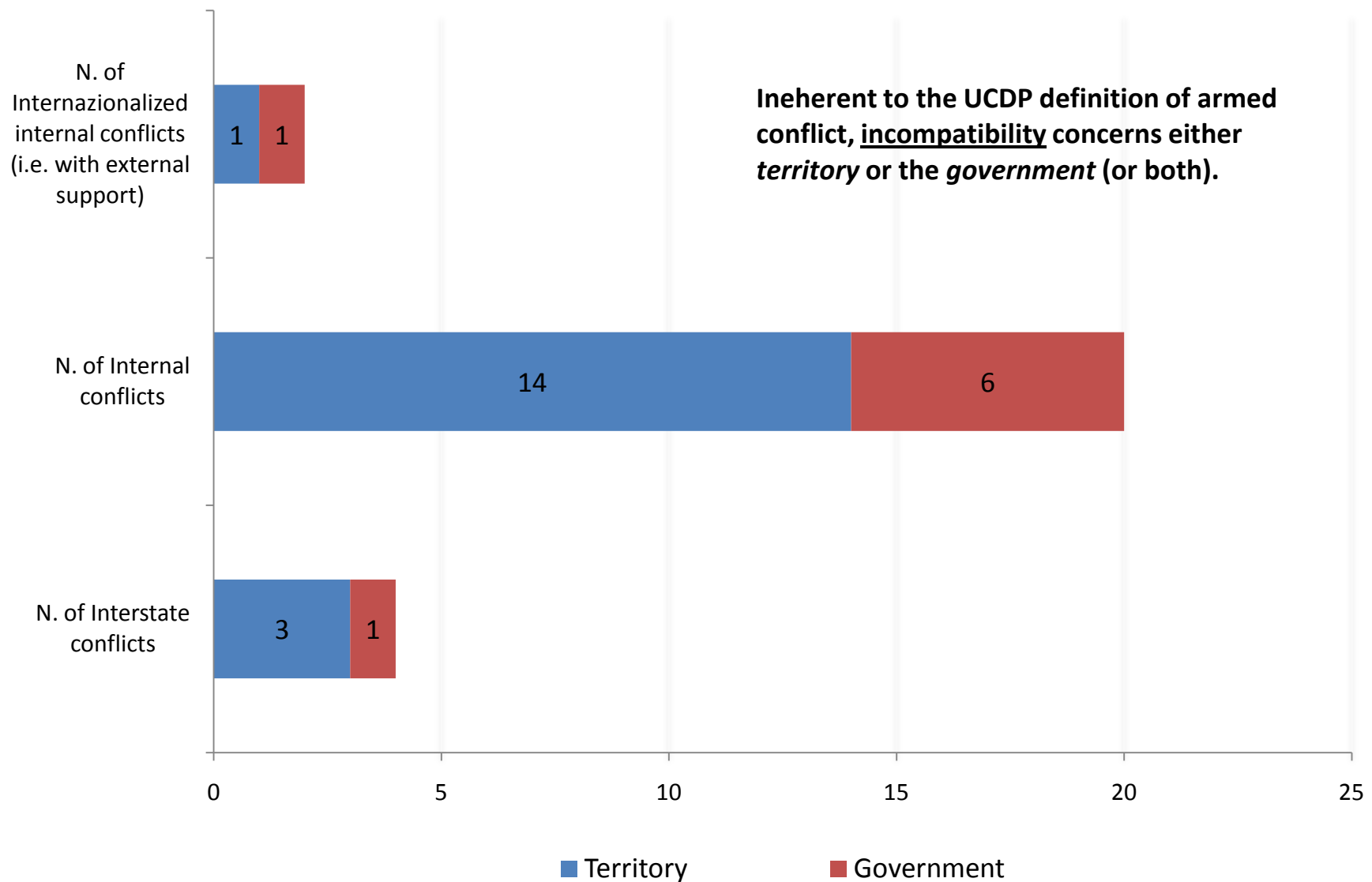


— N. of armed conflicts, total    — Internal armed conflicts

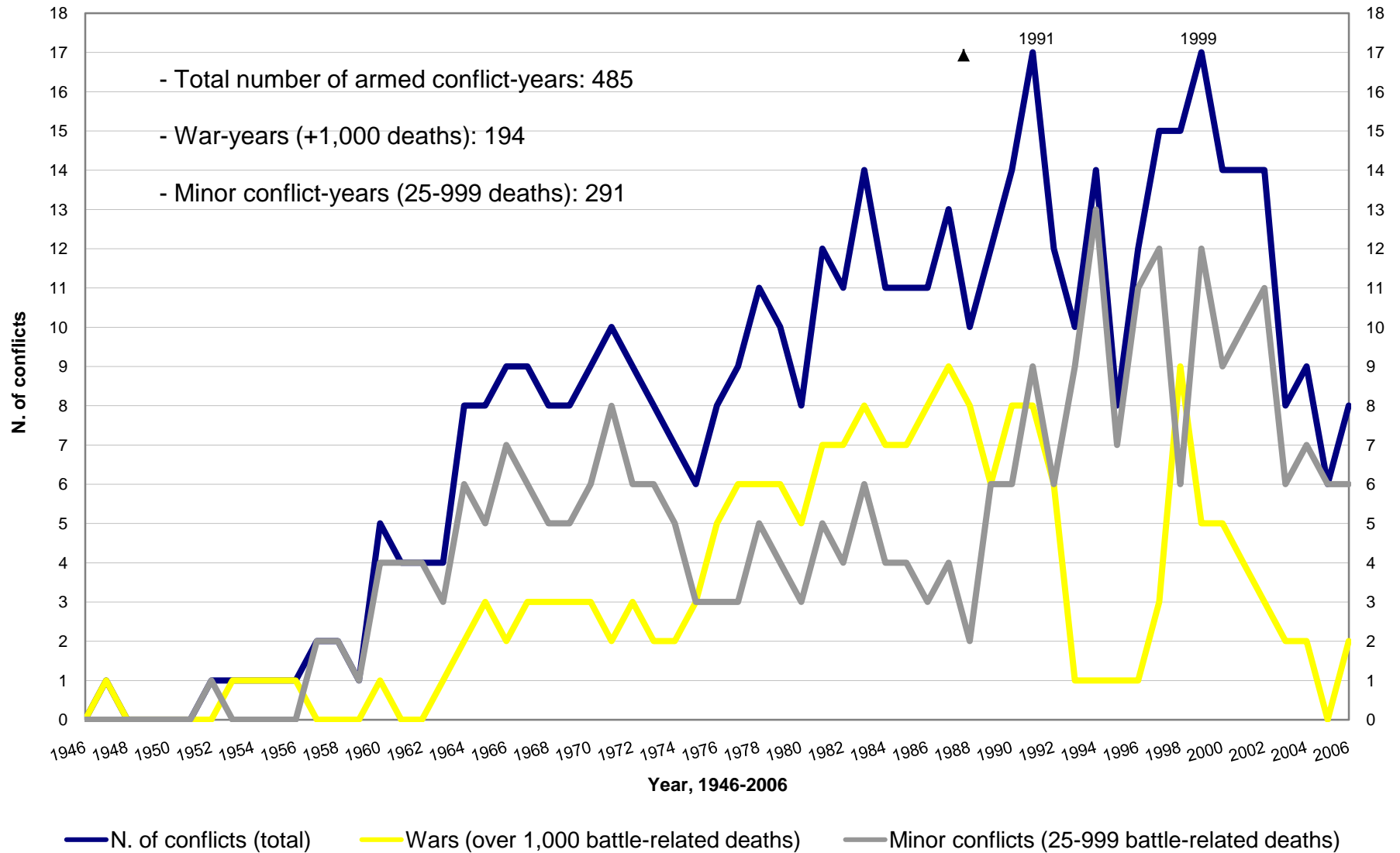
# Types and Intensity of Armed Conflict, South Asia



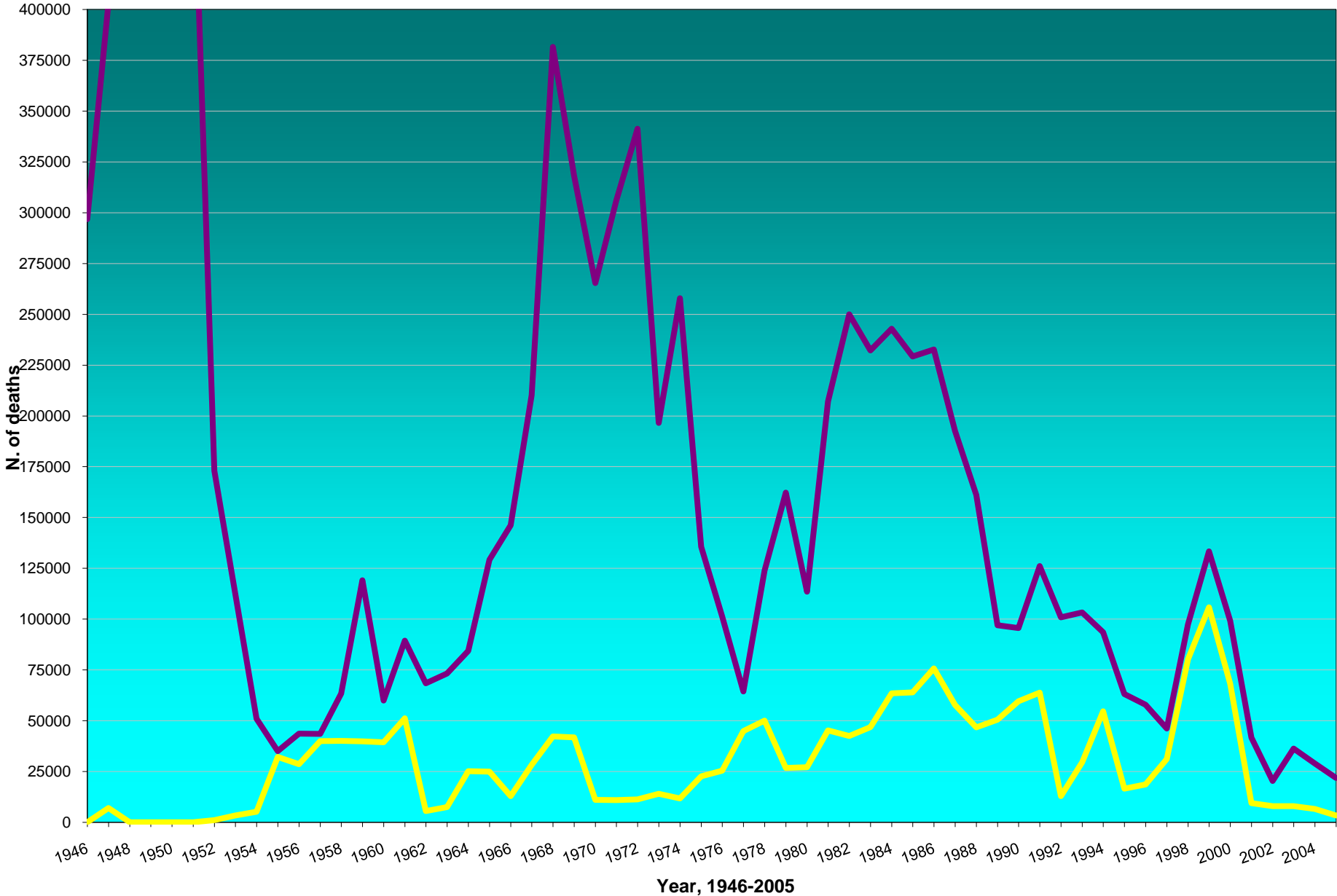
## Types and Incompatibility of Armed Conflict, South Asia, 1946-2008



## Sub-Saharan Africa: War and Minor Conflict, 1946-2006



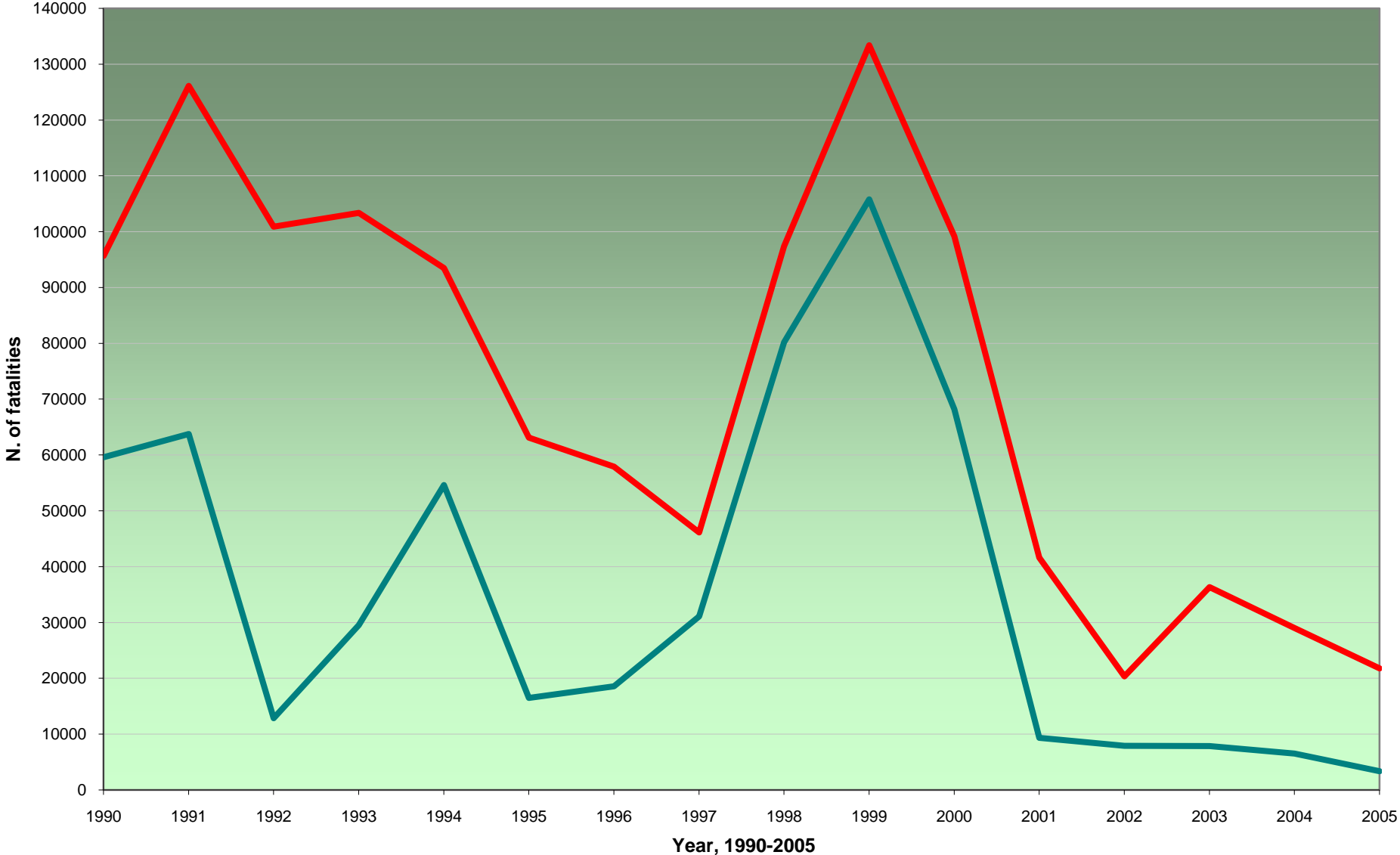
### Battle-related Deaths, 1946-2005 (World and Africa)



World battle fatalities (best estimate)      Africa battle fatalities (best estimate)

Source: Uppsala/PRIO (2008)

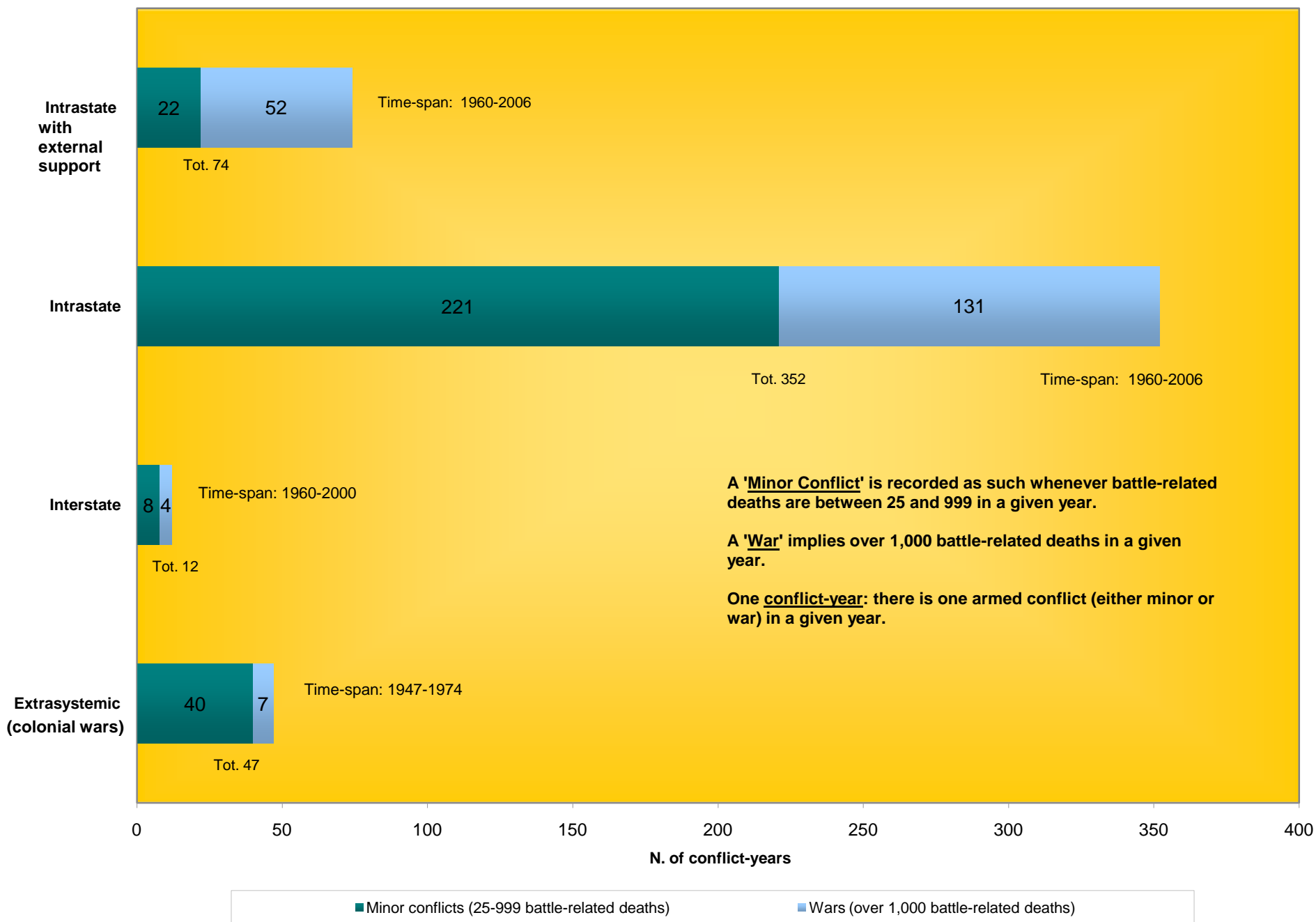
**Battle-related Deaths, 1990-2005 (World and Africa)**



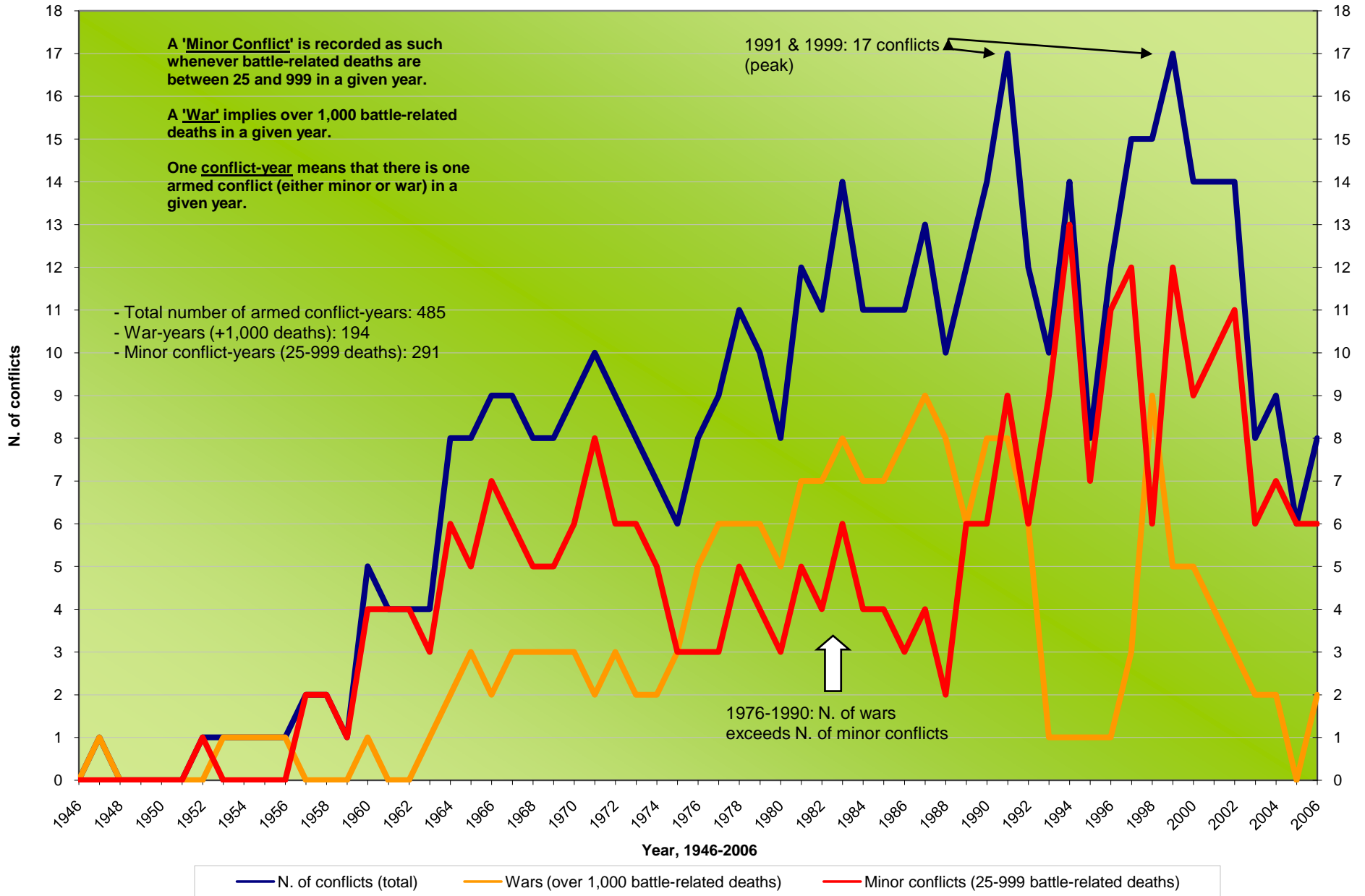
— World battle fatalities (best estimate)      — Africa battle fatalities (best estimate)

Source: Uppsala/PRIO (2008)

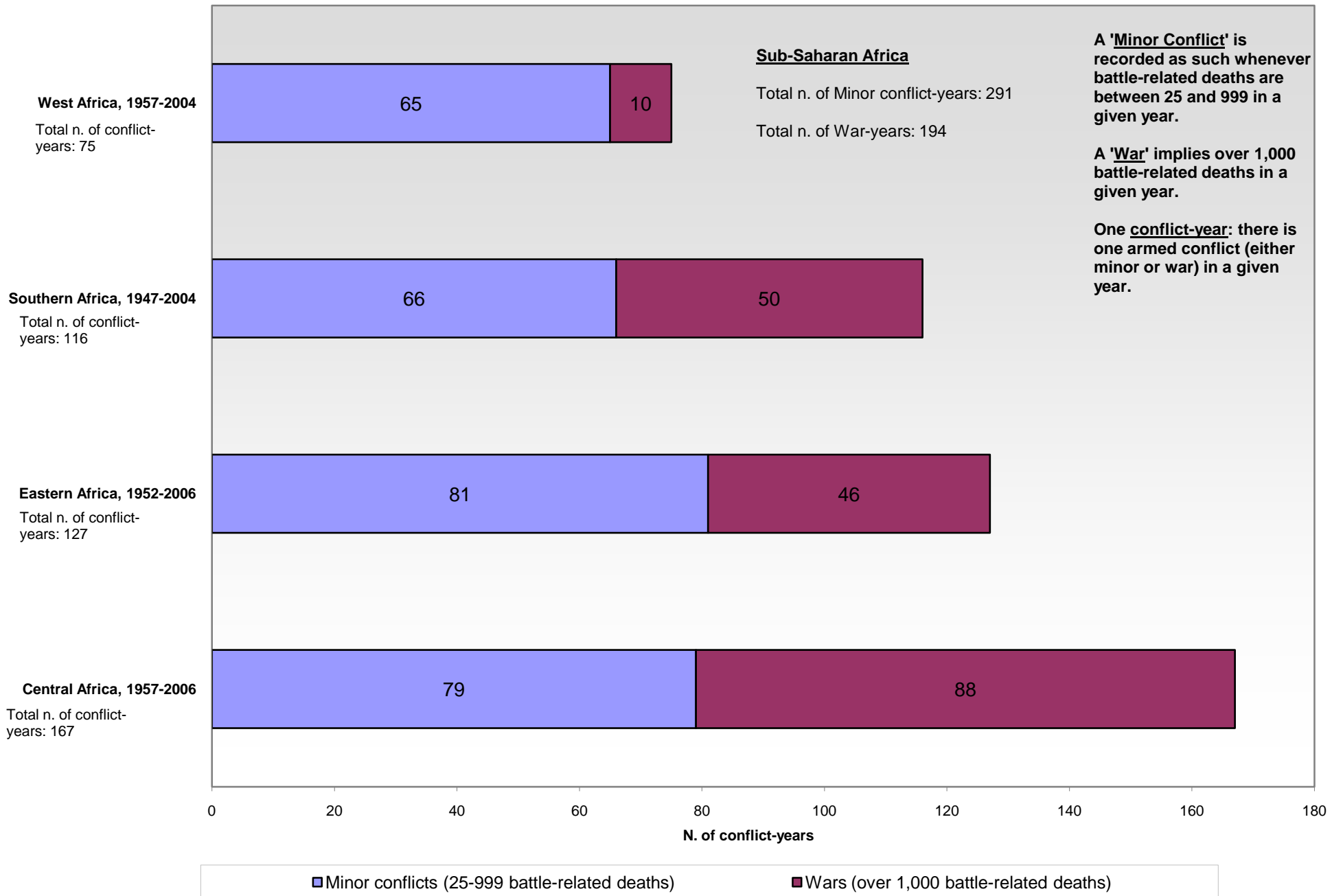
# Types of Armed Conflict in Sub-Saharan Africa, 1946-2006



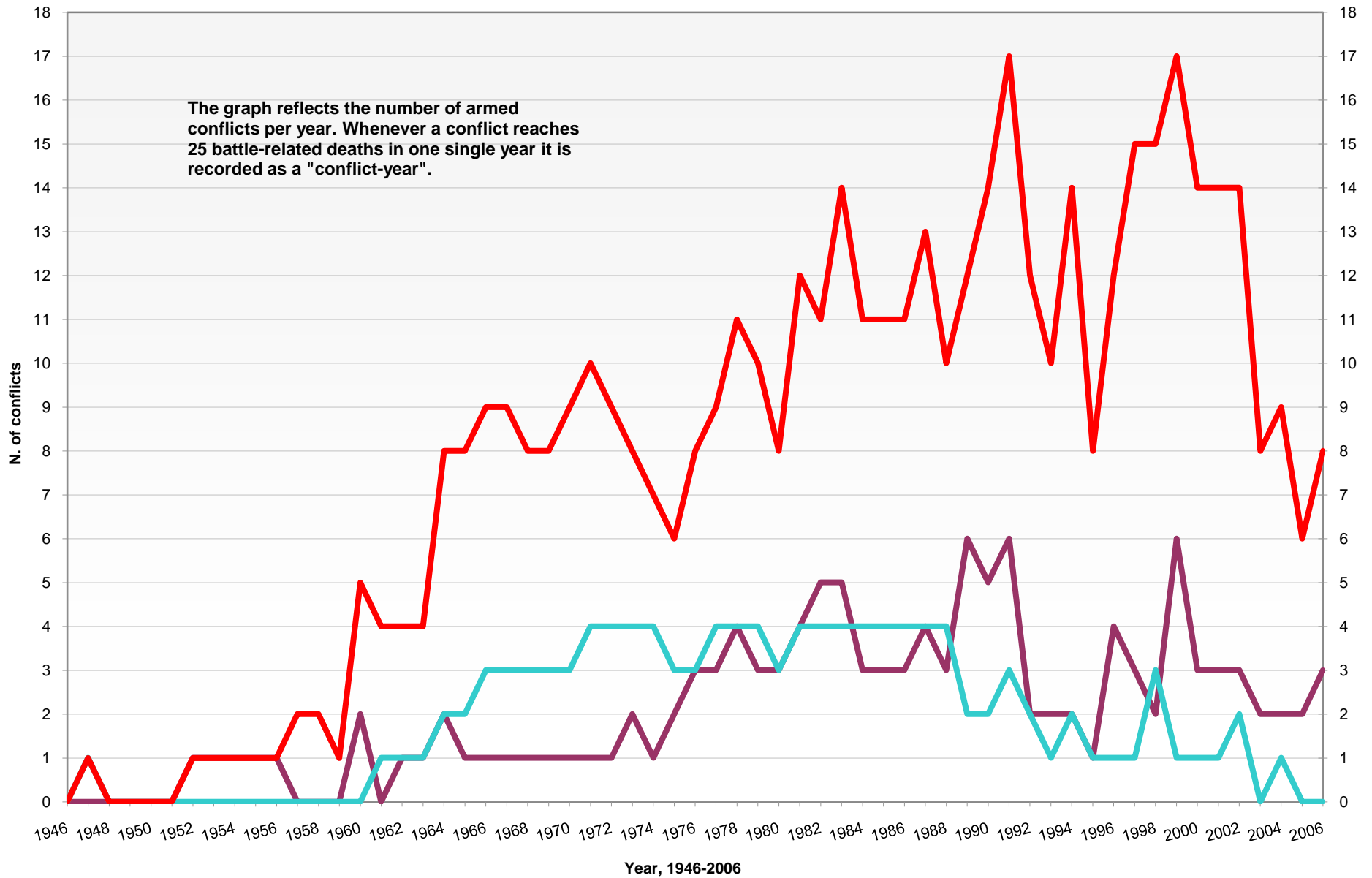
## Sub-Saharan Africa: Wars and Minor Conflicts, 1946-2006



## Regions in Sub-Saharan Africa, Minor Conflict and War, 1946-2006

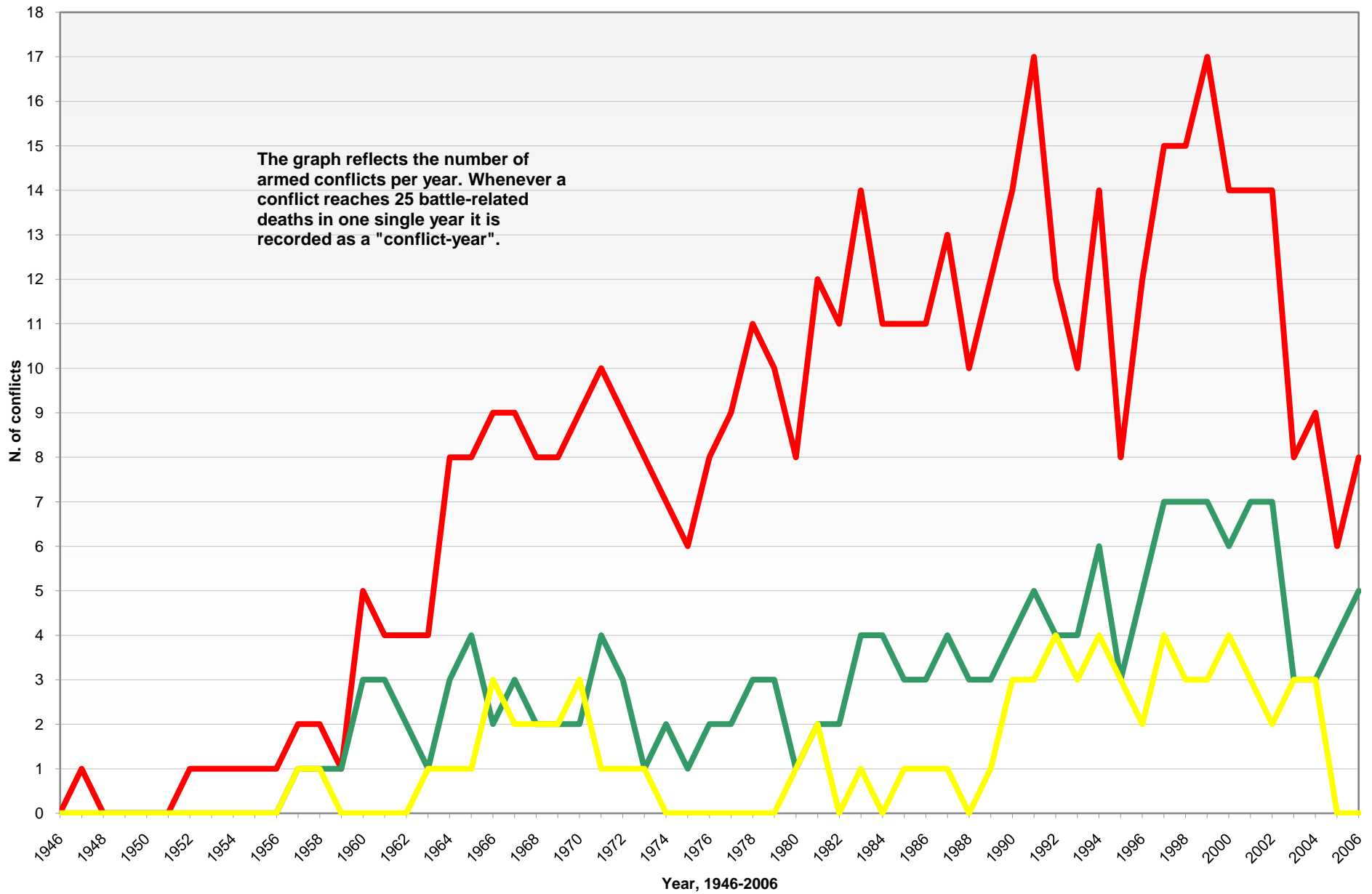


## Armed conflicts in Eastern Africa and Southern Africa, 1946-2006



— Eastern Africa, 1952-2006     
 — Southern Africa, 1947-2004     
 — Sub-Saharan Africa, total

## Armed conflicts in Central Africa and West Africa, 1946-2006



— Sub-Saharan Africa, total      — Central Africa      — West Africa