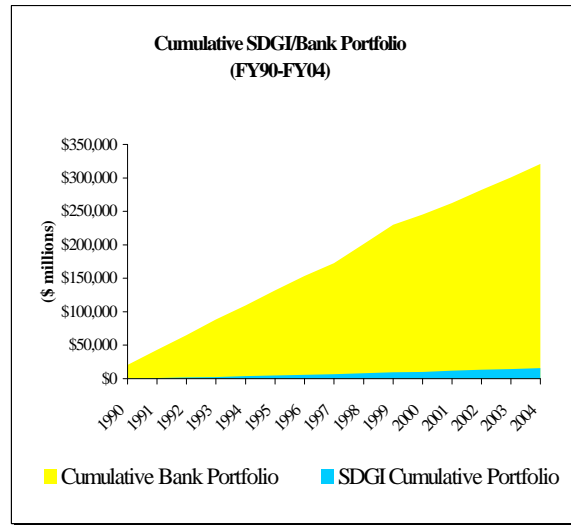
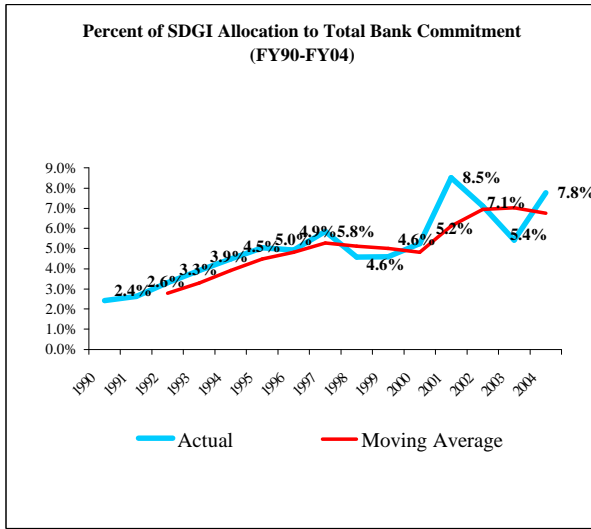


ANNEX 4: SOCIAL DEVELOPMENT, GENDER AND INCLUSION (SDGI) THEMATIC PORTFOLIO

Cumulative SDGI Allocation (FY90-FY04): \$15.9 Billion
SDGI as percent of total IBRD/IDA commitments in FY04: 8.1%
SDGI as percent of cumulative Bank commitments (average FY90-FY04): 4.9%



Share of of Total IBRD and IDA Lending (FY02-FY04)+						
	SDGI Share IBRD/IDA Lending	IBRD/IDA Lending (\$Billion)	SDGI Share IBRD Lending	IBRD Lending (\$Billion)	SDGI Share IDA Lending	IDA Lending (\$ Billion)
FY02	7.1%	19.5	4.0%	11/5	11.0%	8.1
FY03	5.0%	18.5	3.2%	11.2	10.0%	7.3
FY04	8.1%	20.1	4.0%	11.0	13.2%	9.0

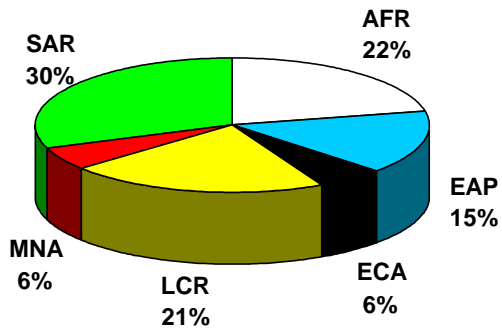
+Reporting of IBRD and IDA lending by thematic categories in the World Bank *Annual Report* started in FY02.

CE&P is Civic Engagement and Participation
 CDD is Community Driven Development
 CP is Conflict Prevention
 G is Gender

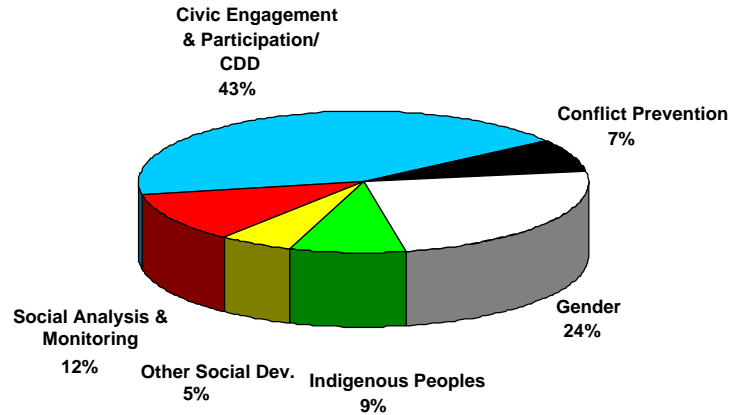
IP is Indigenous Peoples
 OSD is Other Social Development
 SA&M is Social Analysis and Monitoring

Number of Operations that include a SDGI Theme among the top three (FY90-04)

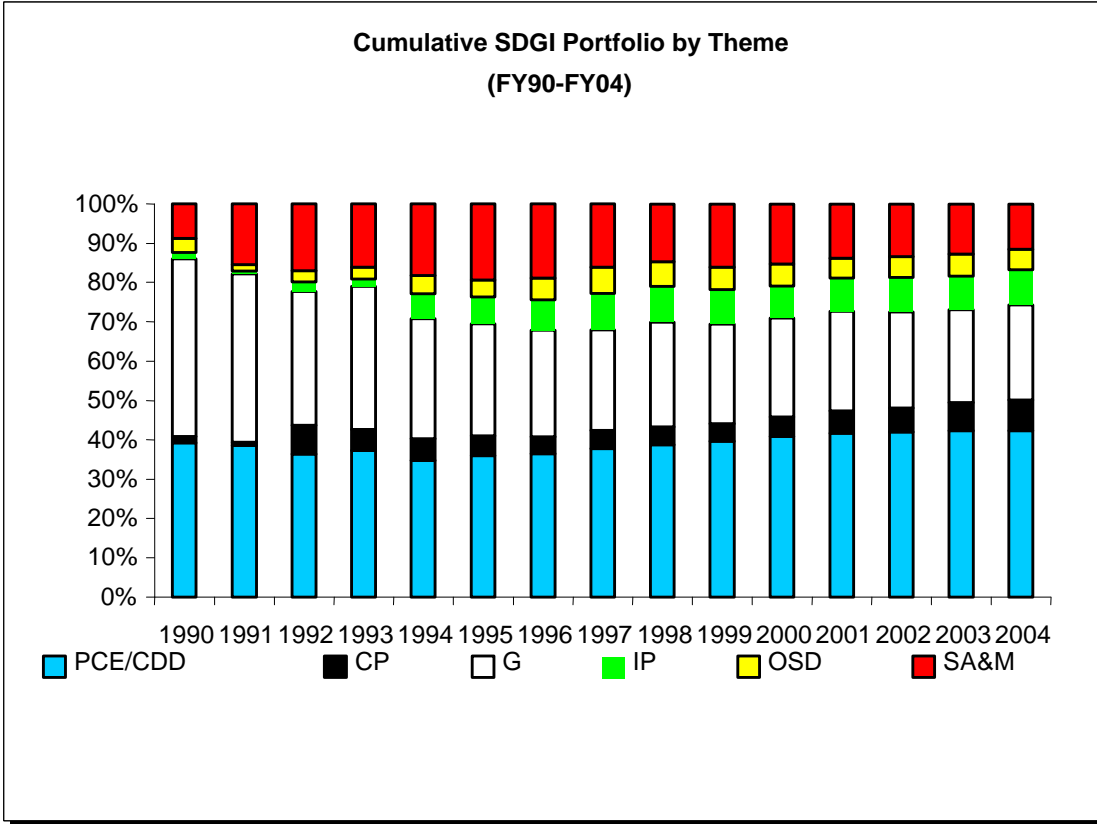
SDGI Allocation by Region (FY90-FY04)

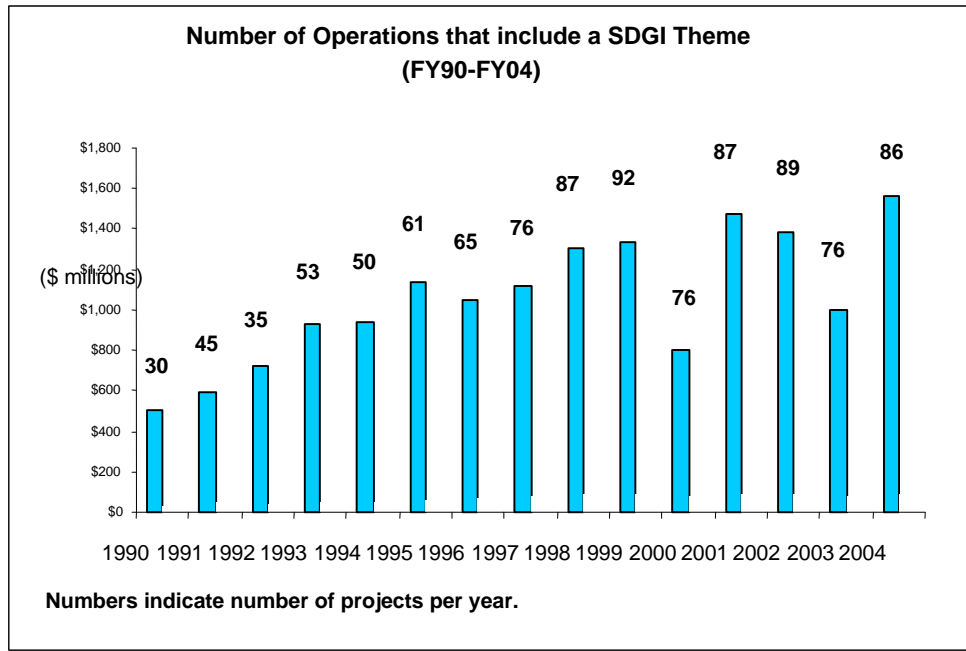


SDGI Allocation by Theme (FY90-FY04)



Cumulative SDGI Portfolio by Theme (FY90-FY04)





Projects Mapped to the SD Sector Board ⁶⁰			
Year	No. of Projects	No. Active Projects	Commitment (\$m)
1997-2000	11	5	161.3
2001	6	6	567.7
2002	6	5	91.0
2003	8	8	469.8
2004	7	7	211.3
Total	38	31	1,509.1

⁶⁰ Projects mapped to the sector board are projects for which the SD Sector Board has primary responsibility for quality assurance. The Sector Board is also responsible for the quality of SD inputs in other projects.