

Bibliography

Ascher, William. 2002. *Why Governments Waste Natural Resources*. Baltimore, MD: Johns Hopkins University Press.

Bannon, Ian and Paul Collier. 2003. *Natural Resources and Violent Conflict*. Washington, D.C.: The World Bank.

Bolaky, Bineswaree and Caroline Freund. 2004. *Trade, Regulations, and Growth*. Washington, D.C.: The World Bank, Discussion Paper.

Cambodia Development Resource Institute (CDRI), supported and supervised by the Asian Development Bank (ADB). 2000. *Cambodia: Enhancing Governance for Sustainable Development*. Phnom Penh: CDRI.

Chhon, H.E. Keat, Sr. Minister of Economy and Finance, *A Vision of Growth and Governance*, and H.E. Cham Prasidh, Sr. Minister of Commerce, *Converting WTO Accession to Poverty Reduction*. Speeches at Government-Bank Workshop presenting “Seizing the Global Opportunity: Investment Climate Assessment” August 12, 2004.

Coates, David. 2002. *Inland Capture Fishery Statistics of Southeast Asia: Current Status and Information Needs*. Rome: FAO.

Goodpaster, Gary. 2003. *Law Reform in Developing Countries*. Mimeo.

Gottesmann, Evan. 2002. *Cambodia after the Khmer Rouge*. New Haven, CT: Yale University Press.

Kim, Sedara, Chan Sophal and Sarthi Acharya. 2002. *Land, Rural Livelihoods and Food Security in Cambodia*. Phnom Penh: CDRI.

Kirk, Michael. 2004. *State Land Economics in Cambodia*. Berlin: LMAP TA-GTZ.

Klitgaard, Robert. 1988. *Controlling Corruption*. Berkeley, CA: University of California Press.

McKenney, Bruce and Prom Tola, 2002. *Natural Resources and Rural Livelihoods in Cambodia: A Baseline Assessment*. Phnom Penh: CDRI.

Meagher, Patrick. 2002. *Anti-Corruption Agencies: A review of experience-Final Paper*. College Park, MD: IRIS Center, University of Maryland.

Ministry of Industry, Mines and Energy. 2003. *Private Sector Assessment for Kingdom of Cambodia*. Phnom Penh.

National Institute of Statistics. 2003. *Compendium on Environment Statistics 2003 Cambodia*. Phnom Penh: NIS.

Royal Government of Cambodia. 1993. Organic Budget Law (Kram No. 93-1, December 28, 1993), Article 26.

Royal Government of Cambodia. 2000. “Cambodian Law of Public Finance”. Phnom Penh: Thematic Publication of Legal Reform Unit, No. 3, Office of the Council of Ministers, Royal Government of Cambodia.

Royal Government of Cambodia . 2004. “Public Financial Management (PFM) Reform Program”. Phnom Penh: Royal Government of Cambodia.

Royal Government of Cambodia, *The Rectangular Strategy for Growth, Employment, Equity and Efficiency in Cambodia*, Prime Minister Samdech HUN SEN and The Third Legislature of the National Assembly, At The Office of the Council of Ministers, Phnom Penh, 16 July 2004.

Royal Government of Cambodia. 2004. Address to the Seventh Royal Government-Private Sector Forum, Government Palace.

Société Générale de Surveillance. 2004. *Second Quarterly Monitoring Report on Forest Crime*. Phnom Penh.

Sophal, Chan, Tep Saravy and Sarthi Acharya. 2001. *Land Tenure in Cambodia: A Data Update*. Phnom Penh: CDRI.

UNDP and SIDA. 2003. Cambodia Millennium Development Goals Report 2003.

USAID. 2004. *Cambodia: An Assessment of Forest Conflict at the Community Level*. Washington, D.C.: USAID.

Van Acker, Frank. 2004. *Involvement of Commune Councils in Natural Resources & Environmental Management in Cambodia*. Phnom Penh: Ministry of Interior and GTZ.

World Bank. 2004. *Cambodia: Seizing the Global Opportunity: Investment Climate Assessment & Reform Strategy*. Washington, D.C.: The World Bank.

World Bank. 2004. *Integrated Fiduciary Assessment and Public Expenditure Review*. Washington, D.C.: The World Bank.

World Bank. 2003. *Doing Business: Understanding Regulation*. Oxford: The World Bank.

World Bank and Asian Development Bank. 2003. *Integrated Fiduciary Assessment and Public Expenditure Review*. Phnom Penh: IFAPER.

World Bank. 2004. Third Joint PFM Mission aide mémoire. Washington, D.C.: The World Bank.

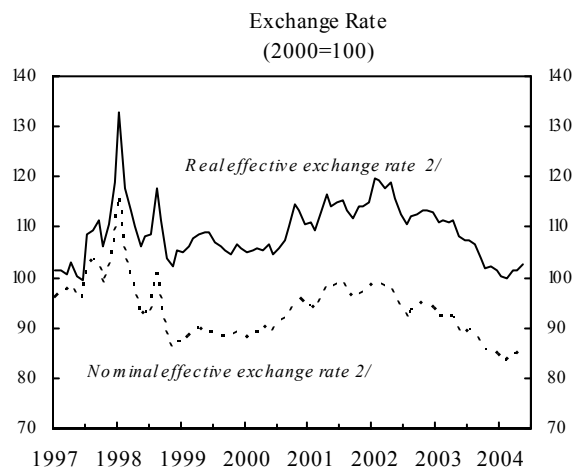
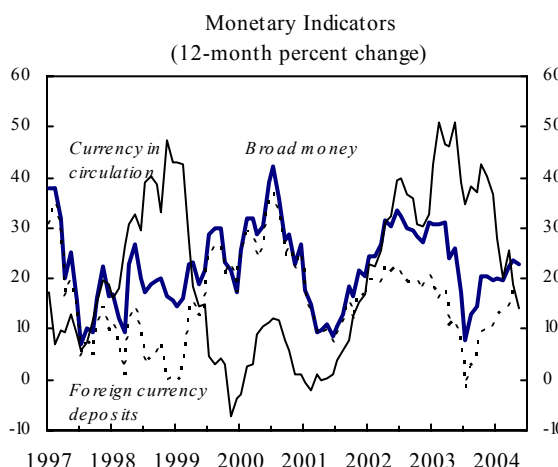
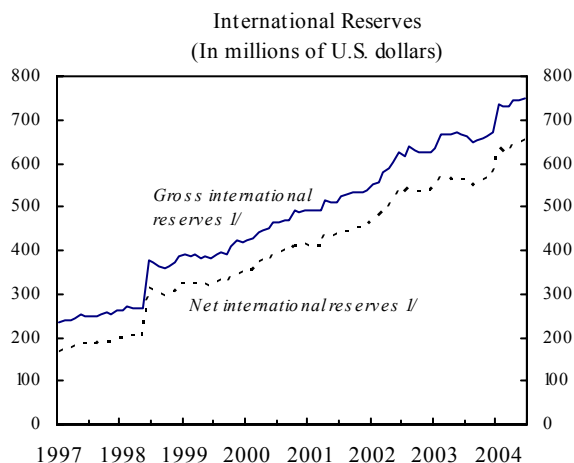
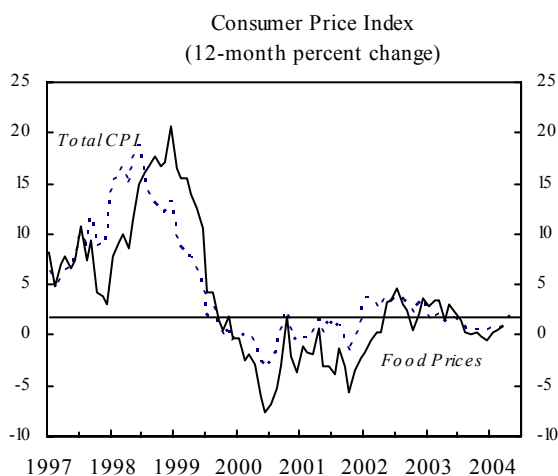
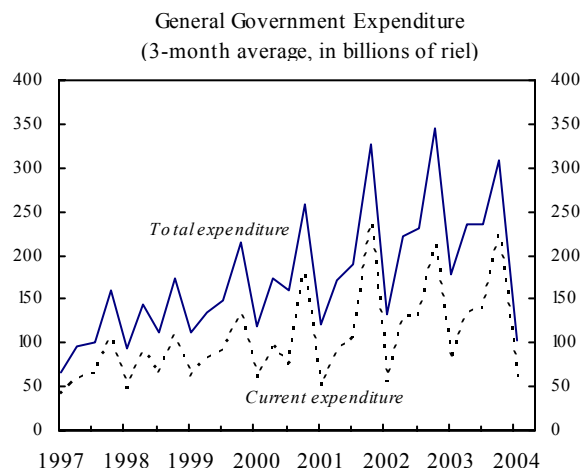
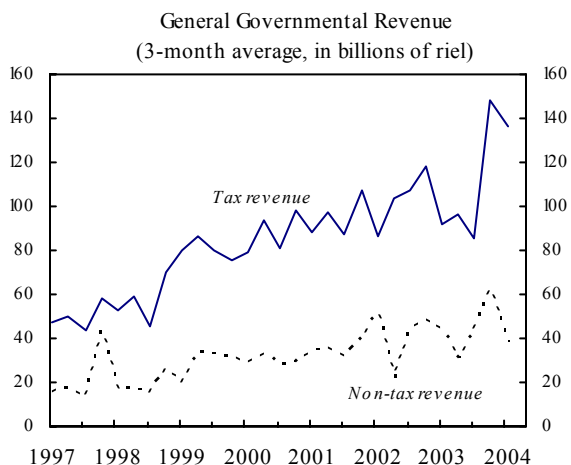
World Bank and Asian Development Bank. 2004. *The Integrated Fiduciary Assessment and Public Expenditure Review (IFAPER)* . Phnom Penh: IFAPER.

The Cambodia gender assessment (UNIFEM, World Bank, ADB, UNDP, DFID and MoWVA 2004).

World Bank. 2004. *Towards a Private Sector Development Strategy for Cambodia: Investment Climate Assessment*. Washington, D.C.: The World Bank.

Yanara, H.E. Chhieng. 2004. *CDC 2004*. Phnom Penh: CDC.

Chart A.1.1: Selected Economic Indicators, January 1997- June 2004

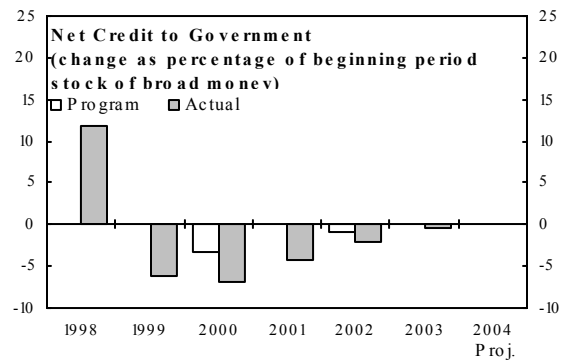
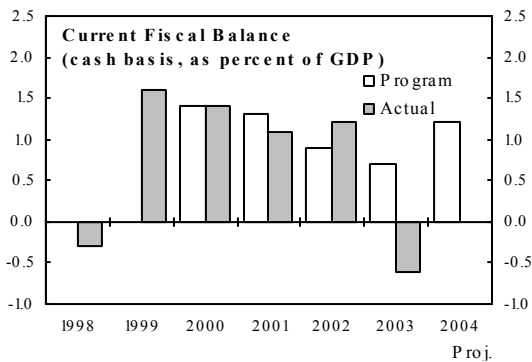
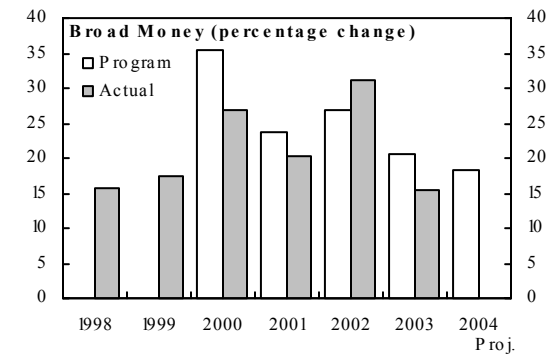
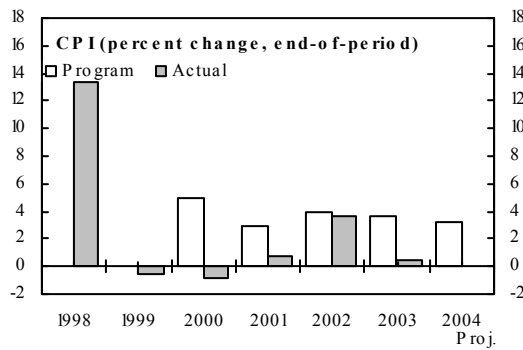
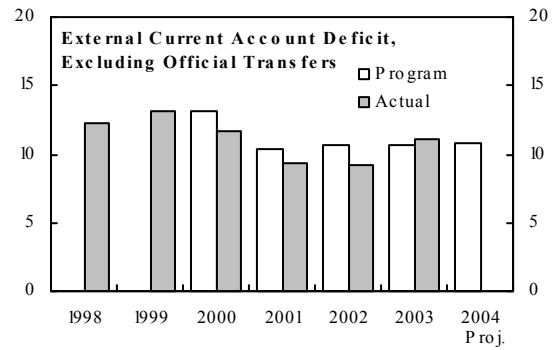
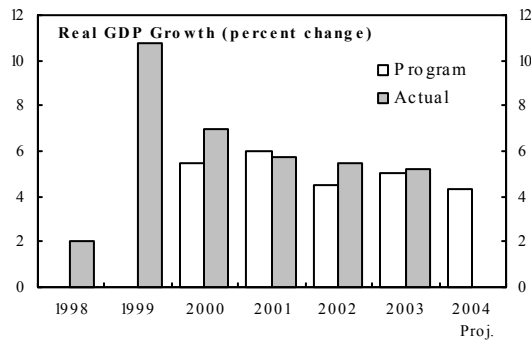


Source: Data provided by the Cambodia authorities

1/ Includes US\$117 million associated with the return in 1998 of Cambodian gold previously held by the BIS.

2/ Based on the official exchange rate; an upward movement indicates an appreciation of the exchange rate.

Chart A.1.2: Performance Indicators, 1998-2004



Source: Data provided by the Cambodian authorities, and IMF Fund staff estimates.

Table A.14a: Medium Term Budget Framework for Priority Sectors
(As % of Current Expenditures)

	2002*		2003*		2004		2005		2006		2007	
	% Str.	% GDP	% Str.	% GDP	% Str.	% GDP	% Str.	% GDP	% Str.	% GDP	% Str.	% GDP
Current expenditure	100	10.1	100	10.5	100	10.6	100	11.5	100	11.9	100	12.3
o.w. Wage	37.25	3.74	34.96	3.67	35.14	3.61	40.00		40.00		40.00	
Health	10.44	1.05	9.84	1.03	12.05	1.28	11.29	1.30	11.76	1.40	11.75	1.45
Education	18.39	1.85	17.09	1.79	18.77	1.99	17.58	2.02	17.71	2.11	17.62	2.17
Defense and security	25.83	2.60	23.38	2.45	22.87	2.42	20.41	2.35	19.33	2.30	18.66	2.30
Agricultural sector	4.44	0.45	3.97	0.42	4.61	0.49	4.85	0.56	5.32	0.63	5.50	0.68
a. Agriculture	2.52	0.25	2.22	0.23	2.52	0.27	2.65	0.30	2.76	0.33	2.79	0.34
b. Rural development	1.17	0.12	0.96	0.10	1.24	0.13	1.32	0.15	1.38	0.16	1.39	0.17
c. Water Resources	0.75	0.08	0.79	0.08	0.85	0.09	0.88	0.10	1.18	0.14	1.32	0.16
Public Works and Transport	0.82	0.08	0.80	0.08	0.81	0.09	0.84	0.10	1.06	0.13	1.18	0.15
Women's Affairs	4.10	0.41	4.08	0.43	3.84	0.41	3.63	0.42	4.02	0.48	4.05	0.50
Justice	0.46	0.05	0.63	0.07	0.67	0.07	0.84	0.10	0.82	0.10	0.83	0.10
Memo												
Current expenditure, in billion riels	1,574.91		1,758.11		1,888.39		2,148.55		2,376.43		2,666.52	
Estimate for debt service					50		200		220		280	
Estimate for clearance of domestic arrears					45		120		120		120	
Current discretionary expenditures	1,575		1,758		1,793		1,829		2,036		2,267	
Health in percentage of discretionary expenditure	10.44		9.84		12.69		13.27		13.72		13.82	
Education in percentage of discretionary expenditure	18.39		17.09		19.76		20.66		20.67		20.73	
Nominal GDP, in billion riels	15,667		16,748		17,815		18,683		19,970		21,679	
Nominal GDP, in million US\$	3,996		4,208		4,507		4,730		5,011		5,387	
Exchange Rate Riels/US\$	3,921		3,980		3,953		3,950		3,985		4,024	

*Outturn

Current discretionary expenditures equal current expenditure minus spending on debt service and domestic arrears

Source: PRSP-Annual Progress Report, Royal Government of Cambodia (May 18, 2004)

Table A.14b: Budget Execution 2000–2003
(in Millions of Riel)

Million Riels	2000	2001	2002	2003		
	Outturn	Outturn	Outturn	Budget Law	Outturn	% of Budget Law
Total Current Expenditures ('000)	1,215	1,385	1,574	1,765	1,758	99.6
I. General	283,438	268,958	298,154	285,695	410,752	143.8
Royal Palace	19,775	19,006	23,456	22,740	23,065	101.4
National Assembly	20,650	31,657	33,160	35,190	34,190	97.2
Senate	10,140	13,999	16,600	18,050	17,871	99.0
Constitutional Council	2,165	2,781	3,023	3,300	3,453	104.6
Council of Minister	75,275	92,175	73,290	56,750	84,644	149.2
Civil Service Secretariat	613	699	1,105	1,250	1,234	98.7
CDC	2,030	2,408	2,961	3,980	2,770	69.6
Interior-Administration	8,574	10,956	31,511	16,400	29,046	177.1
Relations Assembly and Inspections	939	1,027	1,663	2,660	2,333	87.7
Foreign Affairs and Int'l Cooperation	36,199	41,266	52,244	52,000	54,082	104.0
Economy and Finance	95,558	19,331	36,762	50,530	111,281	220.2
Planning	3,247	3,632	4,900	5,375	5,240	97.5
Justice	5,784	6,298	7,195	9,650	11,099	115.0
Nat'l Election Committee	2,490	23,722	7,434	3,235	26,781	827.9
National Audit Authority	n.a	n.a	2,850	4,585	3,662	79.9
II. Defense and Security	450,724	417,323	406,753	413,500	411,014	99.4
National Defense	308,560	277,026	264,615	268,300	269,515	100.5
Interior - Security	142,165	140,297	142,139	145,200	141,498	97.5
III. Social	368,810	449,417	583,034	664,150	615,901	92.7
Information	8,943	8,296	8,795	12,615	12,084	95.8
Public Health	101,808	129,749	164,391	202,000	172,966	85.6
Education, Youth and Sport	165,816	209,246	289,669	323,000	300,458	93.0
Culture and Fine Arts	7,092	8,136	12,065	14,640	13,839	94.5
Environment	3,859	4,535	7,131	8,675	7,739	89.2
Social Affairs, Labor and Vocational Training	26,452	28,156	33,301	33,630	33,388	99.3
Public Worship and Religion	1,860	2,312	3,066	3,615	3,705	102.5
Woman Affairs and Veteran	52,980	59,040	64,617	65,975	71,721	108.7
IV. Economic	112,505	150,706	159,472	190,155	170,513	89.7
Civil Aviation Secretariat	3,826	5,580	5,073	7,300	6,514	89.2
Industry, Mines and Energy	5,487	5,972	6,983	8,155	7,009	85.9
Commerce	6,239	11,775	12,652	18,000	16,186	89.9
Agriculture, Forestry and Fishery	23,415	30,468	39,652	43,340	39,024	90.0
Rural Development	7,550	12,442	18,395	21,000	16,901	80.5
Posts and Telecommunications	28,766	40,960	36,108	42,750	34,710	81.2
Public Works and Transport	20,317	21,271	12,944	15,030	14,030	93.3
Tourism	6,396	8,687	9,670	12,140	15,462	127.4
Urbanization and Construction	4,311	4,786	6,134	8,005	6,833	85.4
Water Resources and Meteorology	6,199	8,764	11,861	14,435	13,844	95.9

Source: PRSP-Annual Progress Report, Royal Government of Cambodia (May 18, 2004)