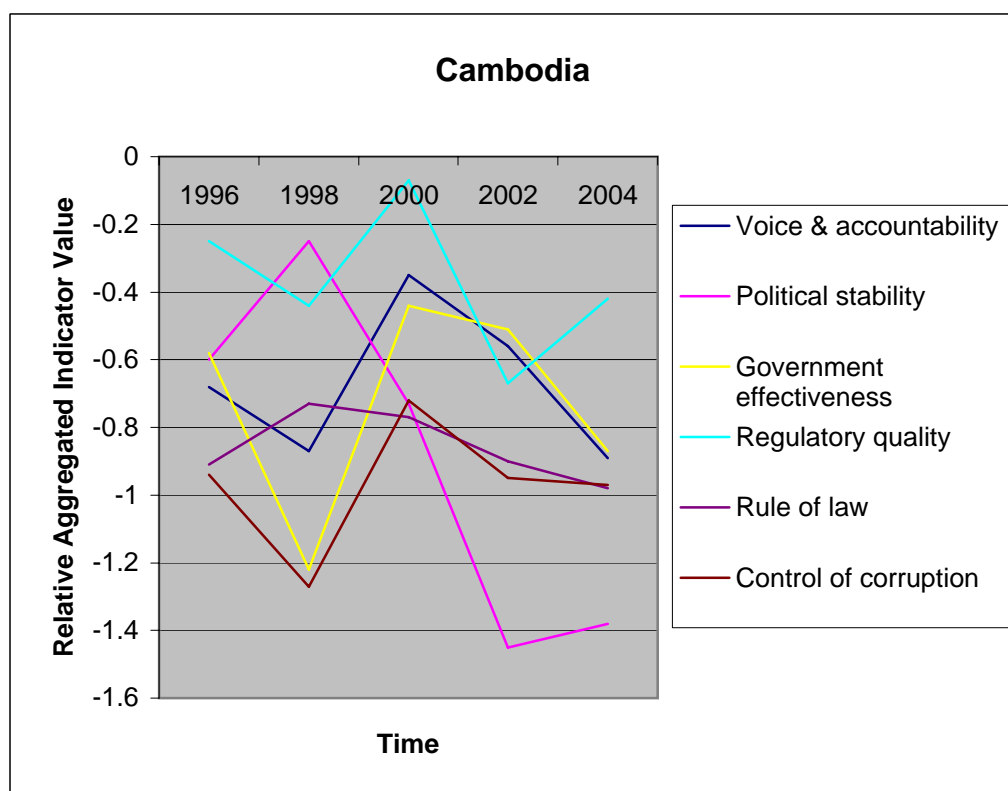


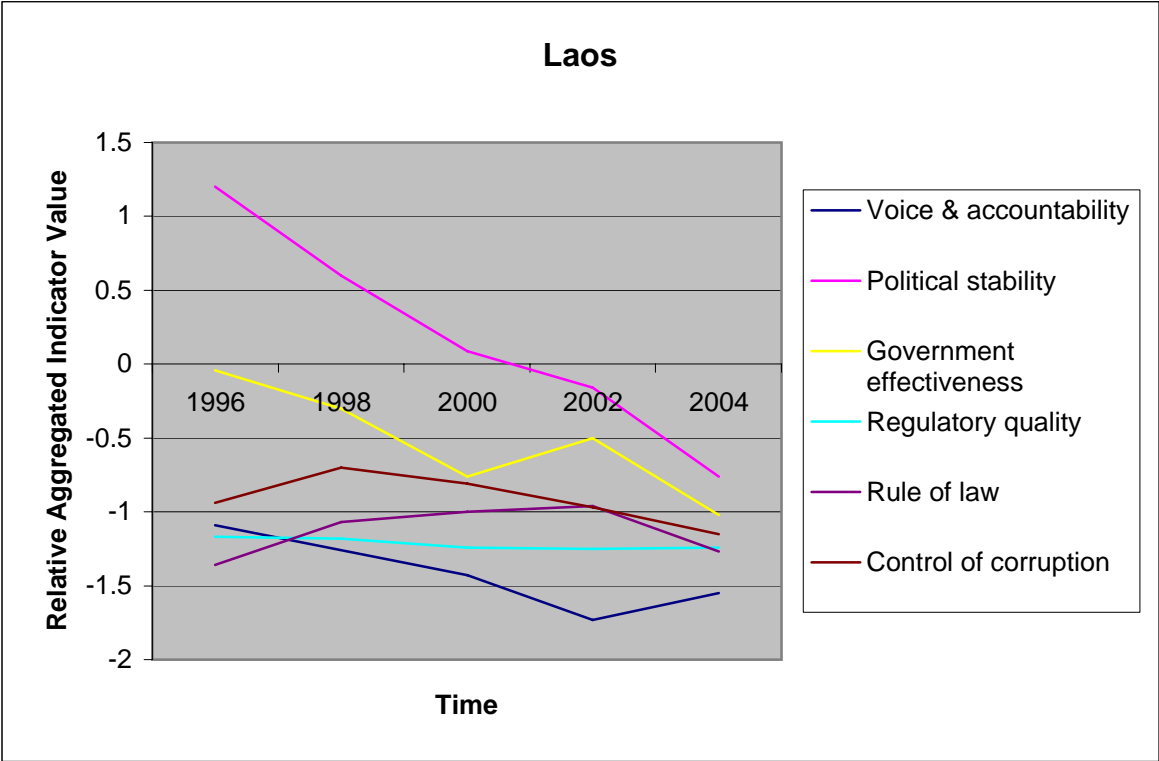
# Cambodia

	1996	1998	2000	2002	2004
Voice & accountability	-0.68	-0.87	-0.35	-0.56	-0.89
Political stability	-0.6	-0.25	-0.73	-1.45	-1.38
Government effectiveness	-0.58	-1.22	-0.44	-0.51	-0.87
Regulatory quality	-0.25	-0.44	-0.07	-0.67	-0.42
Rule of law	-0.91	-0.73	-0.77	-0.9	-0.98
Control of corruption	-0.94	-1.27	-0.72	-0.95	-0.97



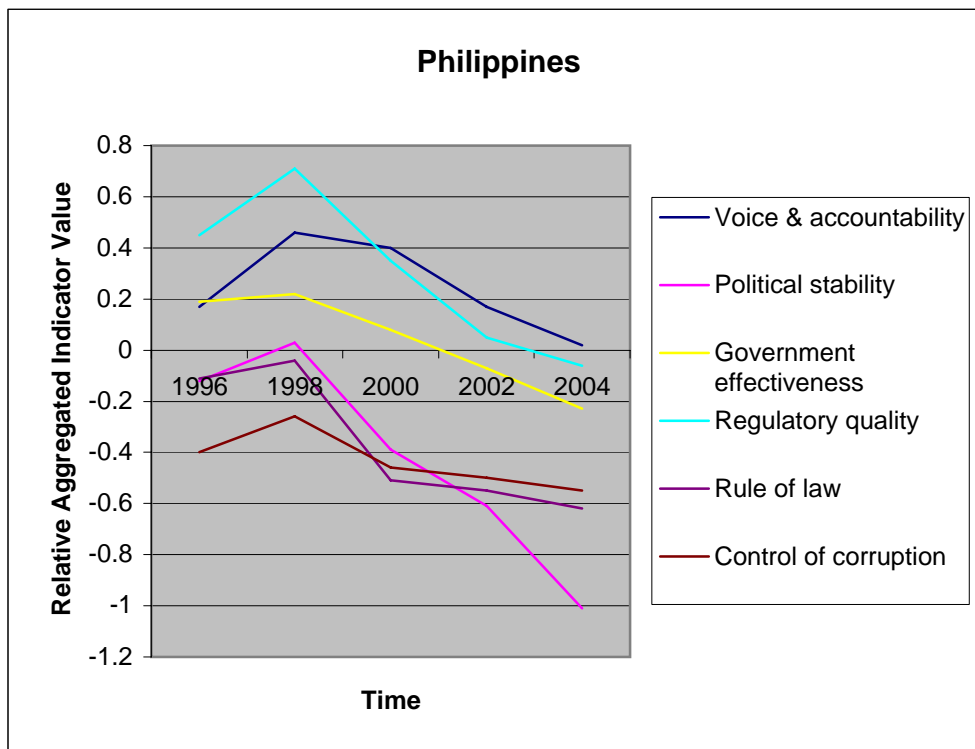
# Laos

	1996	1998	2000	2002	2004
Voice & accountability	-1.09	-1.26	-1.43	-1.73	-1.55
Political stability	1.2	0.6	0.09	-0.16	-0.76
Government effectiveness	-0.04	-0.3	-0.76	-0.5	-1.02
Regulatory quality	-1.17	-1.18	-1.24	-1.25	-1.24
Rule of law	-1.36	-1.07	-1	-0.96	-1.27
Control of corruption	-0.94	-0.7	-0.81	-0.97	-1.15



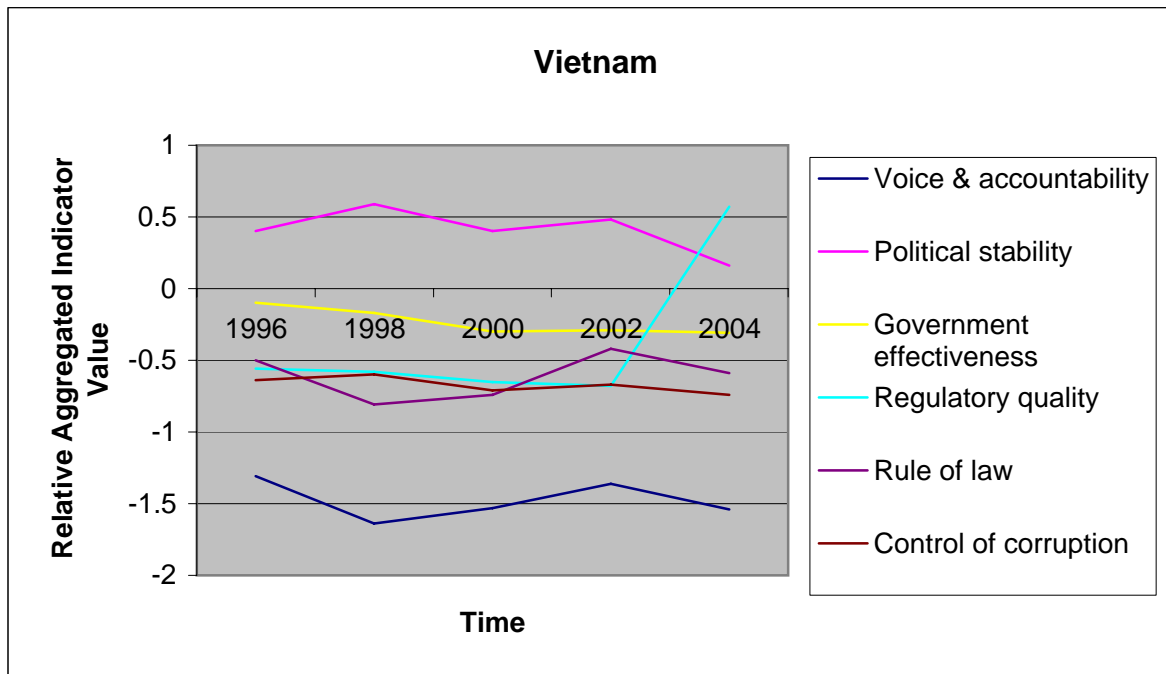
# Philippines

	1996	1998	2000	2002	2004
Voice & accountability	0.17	0.46	0.4	0.17	0.02
Political stability	-0.12	0.03	-0.39	-0.61	-1.01
Government effectiveness	0.19	0.22	0.08	-0.07	-0.23
Regulatory quality	0.45	0.71	0.35	0.05	-0.06
Rule of law	-0.11	-0.04	-0.51	-0.55	-0.62
Control of corruption	-0.4	-0.26	-0.46	-0.5	-0.55



# Vietnam

	1996	1998	2000	2002	2004
Voice & accountability	-1.31	-1.64	-1.53	-1.36	-1.54
Political stability	0.4	0.59	0.4	0.48	0.16
Government effectiveness	-0.1	-0.17	-0.3	-0.29	-0.31
Regulatory quality	-0.56	-0.58	-0.65	-0.68	0.57
Rule of law	-0.5	-0.81	-0.74	-0.42	-0.59
Control of corruption	-0.64	-0.6	-0.71	-0.67	-0.74



# Indonesia

	1996	1998	2000	2002	2004
Voice & accountability	-1.15	-1.33	-0.52	-0.49	-0.44
Political stability	-0.45	-1.47	-1.85	-1.45	-1.38
Government effectiveness	0.18	-0.52	-0.4	-0.55	-0.36
Regulatory quality	0.27	0.1	-0.34	-0.67	-0.42
Rule of law	-0.36	-0.97	-0.93	-0.89	-0.91
Control of corruption	-0.47	-0.95	-1	-1.15	-0.9

