

Monitoring and Evaluation: the Foundations for Results

Laura B. Rawlings
Lead Social Protection Specialist
Human Development Network
World Bank

Sarajevo, Bosnia I Herzegovina
Impact Evaluation Workshop
September 2009

Objectives of this session

1. Global Focus on Results
2. Monitoring vs. Evaluation
3. Using a RESULTS Chain
4. Results in Projects
5. Moving Forward
 - Selecting SMART indicators
 - Collecting data
 - Making results useful

Results Based Management is a Global Trend

What is new about results?

- Managers are judged by their programs' performance, not their control of inputs
→ a shift in focus from inputs to outcomes
- Establishing links between monitoring and evaluation, policy formulation, and budgets
- Critical to effective public sector management

Objectives of this session

1. Global Focus on Results
2. Monitoring vs. Evaluation
3. Using a RESULTS Chain
4. Results in Safety Net Projects
5. Moving Forward
 - Selecting SMART indicators
 - Collecting data
 - Making results useful

EVALUATION

MONITORING

Frequency:	Periodic	Regular, Continuous
Coverage:	Selected programs, aspects	All programs
Data:	Sample based	Universal
Depth of Information:	Tailored, often to performance and impact/WHY	Tracks implementation, looks at WHAT
Cost:	Can be high	Cost spread out
Utility:	Major program decisions	Continuous program improvement, management

Monitoring

Monitoring

- A continuous process of collecting and analyzing information
 - To compare how well a project, program or policy is performing against expected results
 - To inform implementation and program management

Evaluation

Evaluation

- A systematic, objective assessment of an on-going or completed project, program, or policy, its design, implementation and/or results
 - To determine the relevance and fulfillment of objectives, development efficiency, effectiveness, impact and sustainability.
 - To generate lessons learned to inform the decisionmaking process.

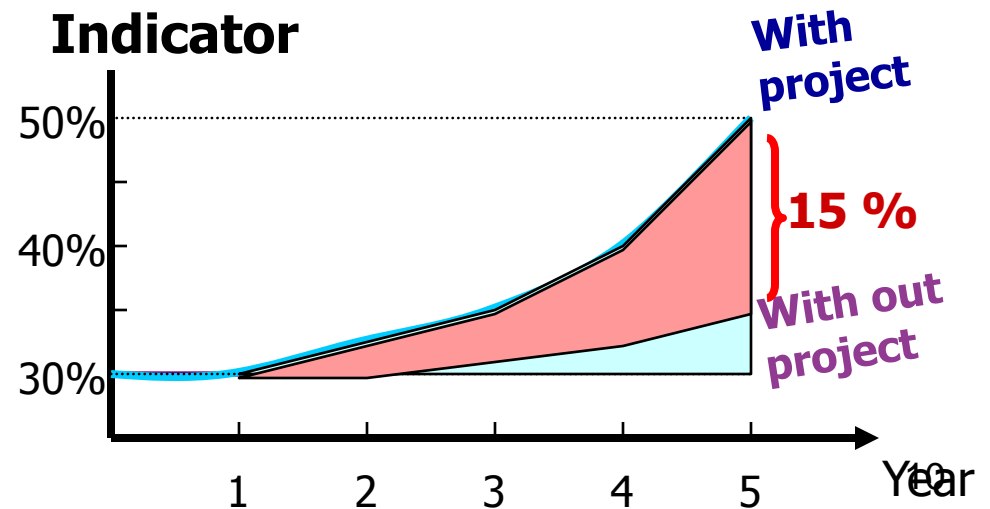
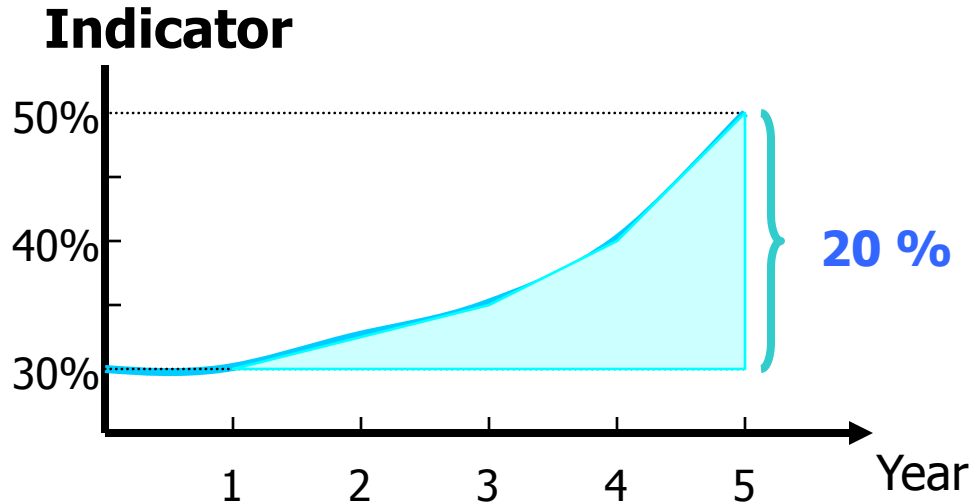
Impact Evaluation

- An assessment of the **causal** effect of a project , program or policy on beneficiaries
 - Uses a counterfactual to estimate what the state of the beneficiaries would have been in the absence of the program (*the control or comparison group*), compared to the observed state of beneficiaries (*the treatment group*)
 - To determine intermediate or final outcomes attributable to the intervention

When to use Impact Evaluation?

- Evaluate impact when project is:
 - Innovative
 - Replicable/scalable
 - Strategically relevant for reducing poverty
 - Evaluation will fill knowledge gap
 - Substantial policy impact

Monitor the outcome indicator, evaluate the impact



Objectives of this session

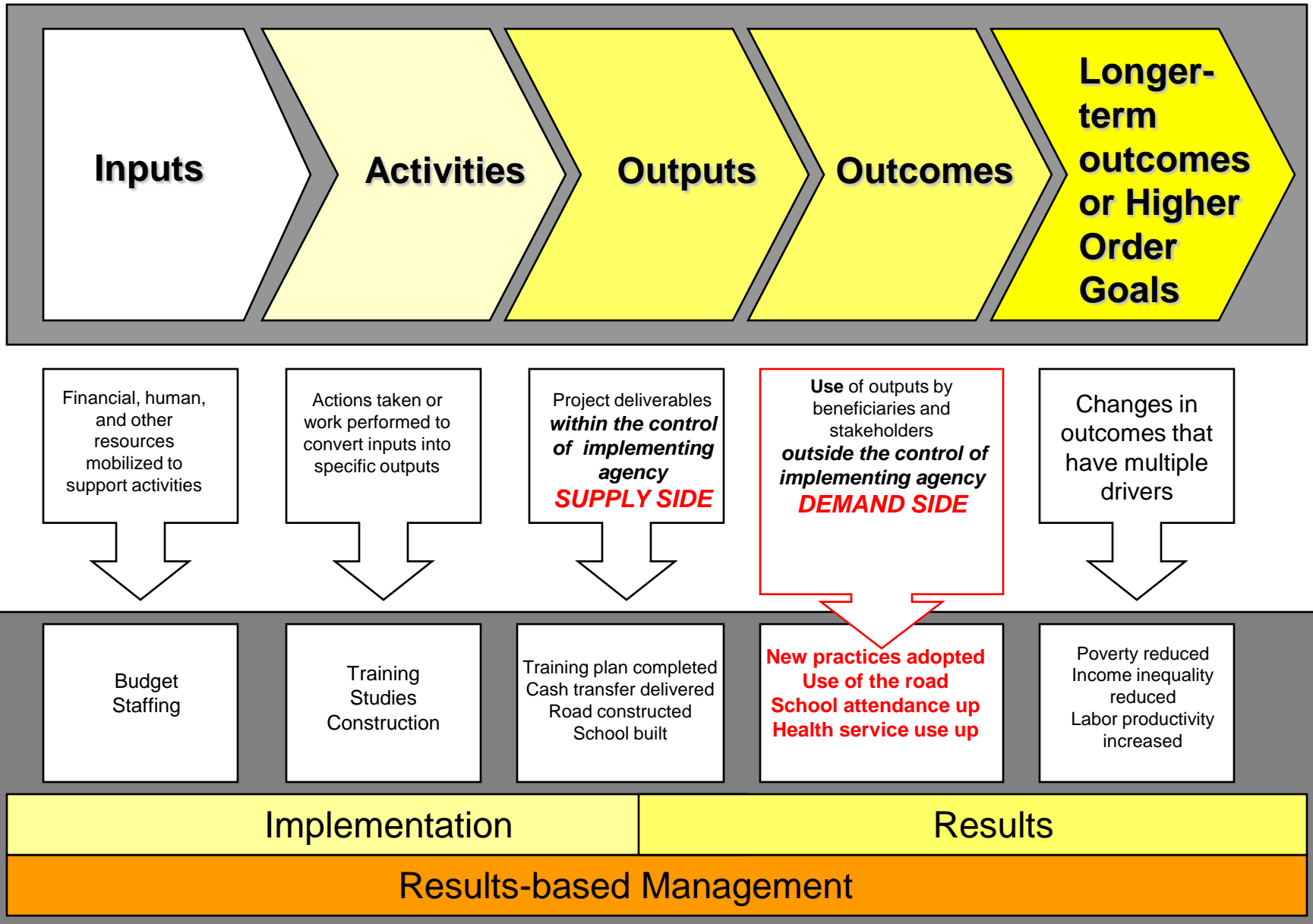
1. Global Focus on Results
2. Monitoring vs. Evaluation
3. Using a RESULTS Chain
4. Results in Safety Net Projects
5. Moving Forward
 - Selecting SMART indicators
 - Collecting data
 - Making results useful

Using a Results Chain

A results chain answers 3 questions

- **What** are the intended results of the program?
- **How** will we achieve the intended results?
- **How** will we know we have achieved the intended results?

The Results Chain in a Typical Program



Examples of Results Chains

	Activities	Outputs	Outcomes	Longer-term outcomes
Education	<ul style="list-style-type: none"> • Teacher training • Textbooks printed, delivered 	<ul style="list-style-type: none"> • Teachers using new methods • Use of textbooks 	<ul style="list-style-type: none"> ◆ Increased completion rates ◆ Increased attendance 	<ul style="list-style-type: none"> ◆ Increased test scores ◆ Increased labor productivity
Health	<ul style="list-style-type: none"> • Doctors hired • Birth attendants trained 	<ul style="list-style-type: none"> • New doctors practicing • Attendants applying methods 	<ul style="list-style-type: none"> ◆ Increased use of health clinics for deliveries 	<ul style="list-style-type: none"> ◆ Improved maternal mortality
Social Protection and labor	<ul style="list-style-type: none"> ◆ CCTs delivered ◆ Targeting system ◆ MIS 	<ul style="list-style-type: none"> ◆ CCTs delivered to target households in accordance with conditions 	<ul style="list-style-type: none"> ◆ Increased food consumption ◆ Increased child health visits 	<ul style="list-style-type: none"> ■ Decreased poverty ■ Lower child mortality

Identify the sequence of inputs, activities, outputs and outcomes

Example
of Results
Chain

- 1. Information is available for parents about the importance of breast feeding**
- 2. Children in community healthier**
- 3. Fewer children are having diarrheal diseases**
- 4. Mothers breast feeding rather than using formula**
- 5. New funds available to implement a health project to reduce child malnutrition rates**
- 6. Design information campaigns on the importance of breast feeding**

Identify the sequence of inputs, activities, outputs and outcomes

Example
of Results
Chain

- 5. New funds available to implement a safety net project to reduce child malnutrition rates - INPUT**
- 6. Design information campaigns on the importance of breast feeding – ACTIVITY**
- 1. Information is available for parents about the importance of breast feeding – OUTPUT**
- 4. Mothers breastfeeding rather than using formula – OUTCOME**
- 3. Fewer children are having diarrheal diseases – OUTCOME**
- 2. Children in community healthier – (higher level) OUTCOME**

Objectives of this session

1. Global Focus on Results
2. Monitoring vs. Evaluation
3. Using a RESULTS Chain
4. Results in Projects
5. Moving Forward
 - Selecting SMART indicators
 - Collecting data
 - Making results useful

Implementing the Results Chain

Jamaica PATH CCT Program

- Example of how a well-structured program level M&E helped shape program design and inform policy decisions
- Program of Advancement Through Health and Education (PATH)
 - Conditional cash transfer (CCT) program aimed at linking social assistance with human capital accumulation
 - Primarily child grants to poor children < 19 conditional on school, health care usage

Implementing the **Results Chain** Jamaica PATH CCT Program

<u>Level</u>	<u>Time Frame</u>
Activities - Monitoring Program Execution	On-Going Basis
Activities – Assessing Program Implementation	Regular basis
Outputs - Assessing Effectiveness	Annual (linked to periodic household survey)
Outcomes - Evaluating Impact of Program on Outcomes	Baseline and follow-up

Jamaica's PATH M&E System

Level	Instruments	Key indicators
Activities Monitoring Program Execution	Management Info. System (MIS)	Beneficiaries Compliance Payments
Activities Assessing Program Implementation	Implementation evaluations	Beneficiary and stakeholders understanding of program requirements and satisfaction
	-Internal audits -Process evaluation, - Spot checks	Adherence to regulations
Outputs Assessing Program Effectiveness	-Special Targeting Assessment -Annual Household Survey	Coverage Targeting Adequacy of benefits
Outcomes Evaluating Impact	Impact evaluation	School attendance Use of preventive health services

Use of PATH M&E Results

Instruments	Key indicators
<p>ACTIVITIES Management Info. System (MIS)</p>	<p>RESULTS – Some lag in payments; Good compliance with conditions; Slower take up rate of program</p> <p>USE - Adjustments to payment system; Intensified outreach</p>
<p>ACTIVITIES Implementation evaluations</p>	<p>RESULTS – Application process seen as burdensome; Stakeholders not clear on program rules; Strong demand for jobs/training</p> <p>USE - Social workers used as focal points to access a variety of social services; New program created “Steps to Work” with focus on employment, labor market skills development</p>
<p>Internal audits</p> <p>Process evaluation</p> <p>Spot checks</p>	<p>RESULTS – Problems with payment system; Weak system for verifying eligibility of new beneficiaries; Delays in appeals processing</p> <p>USE - Revamping of MIS; Revised Operations Manual; New check printing machine for timely payments; Intensified training of social workers</p>

Use of PATH M&E Results

Instruments	Key indicators
<p>OUTPUTS</p> <p>Special Targeting Assessment</p> <p>Annual Household Survey</p>	<p>RESULTS – PATH better at reaching the poor than other Jamaican safety net programs, but not as good as other internationally</p> <p>USE – Improved the beneficiary identification system; Expanded training for social workers to help verify eligibility; More frequent recertification</p>
<p>OUTCOMES</p> <p>Impact evaluation</p>	<p>RESULTS –</p> <ul style="list-style-type: none"> •Education - School attendance improved slightly (by about ½ a day in a 20 day period); No impact on enrollment •Health - 30% increase in use of preventive health services <p>USE –</p> <p>Focused main education objective on school completion; Introduced differentiated benefit levels to provide incentives for completion (gender, age); Introduced a bonus for completing high school</p>

Lessons Learned

- A well articulated approach to M&E is critical not only to good program management, but good sectoral strategies
- Impact evaluations are powerful for
 - Informing key program and policy decisions
- Good monitoring systems
 - Allow for results-based planning and management
 - facilitate project preparation, supervision and reform
- Strong M&E within the sector can be used as a platform for (i) expansion to other sectors and (ii) developing a more coherent sectoral strategies system

Lessons Learned (cont)

What does it take to get there?

- Clients willing to learn, take risks, experiment, and collaborate → “from threats to tools”
- Strong support of M&E by senior government champions and demand for transparency by civil society
- Donor and government desire to focus on M&E processes and goals
- Cross-sectoral collaboration in the government (especially Ministry of Finance) & donors

Objectives of this session

1. Global Focus on Results
2. Monitoring vs. Evaluation
3. Using a RESULTS Chain
4. Results in Safety Net Projects
5. **Moving Forward**
 - Selecting SMART indicators
 - Collecting data
 - Making results useful

Identifying good indicators: **SMART**

Specific; **M**easurable; **A**tttributable; **R**ealistic; **T**argeted



✓ **Specific:** measure as closely as possible what you want to know

Outcome

Indicator

Children treated for malaria

1. Increased utilization of clinics

2. Increased use of malaria drugs

Which indicator is more specific ?

✓ **Measurable:** be clear about how it will be measured – specific indicators

1. % of health centers without stocks of drugs x, y & z for more than a week at a time

2. % of health centers with availability of drugs

Which indicator is measurable ?

SMART indicators

✓ **Attributable:** logically and closely linked to a program's efforts

1. Life expectancy
2. % of children fully immunized at 1 year

Which indicator is attributable ?

✓ **Realistic:** data obtainable at reasonable cost, frequency, and accuracy

1. HIV prevalence among 15-24 year old pregnant women
2. HIV prevalence among the total population

Which indicator is more realistic?

✓ **Targeted:** Specific to the program's target group

1. Percent increase in employment
2. Percent increase in employment of graduates of technical training center X in the first year after completion of training²⁷

Which indicator is targeted ?

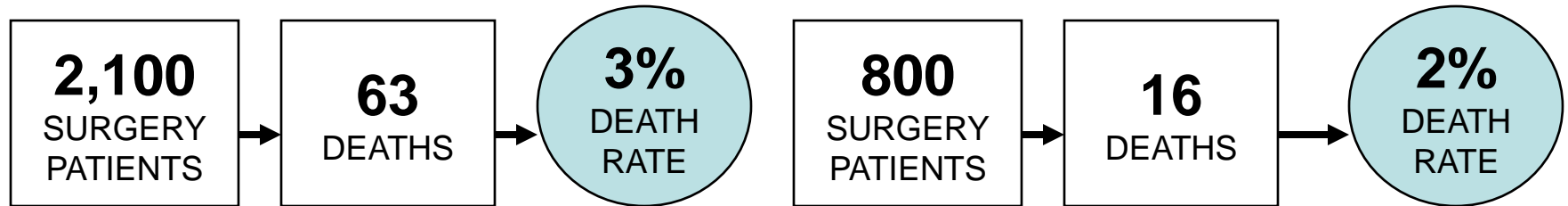
Develop a Data Collection Plan

- Identify ***what*** specific data are needed
- Identify ***how*** the data will be collected
- Identify ***who*** will be responsible for collecting and reporting the data
- Identify ***when*** the data will be collected and reported, including how frequently
- Identify ***costs*** and sources of financing


Quick Tips on Making Performance Monitoring Really Useful

1. Provide frequent, timely information to program staff.
2. Set targets for each performance indicator.
3. Provide sub-group data. Disaggregate data by customer and service characteristics.
4. Do regular, basic, analysis of the data, especially comparisons.
5. Require explanations for unexpected findings.
6. Report findings in a user-friendly way.
7. Hold “How Are We Doing?” sessions after each performance report.
8. Use “Red-Yellow-Green Lights” to identify programs/projects needing attention.
9. Link outcome information to program costs.

Which Hospital Would You Choose?





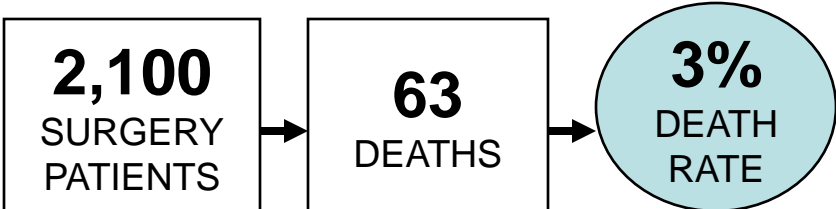
**MERCY
HOSPITAL**



**APOLLO
HOSPITAL**

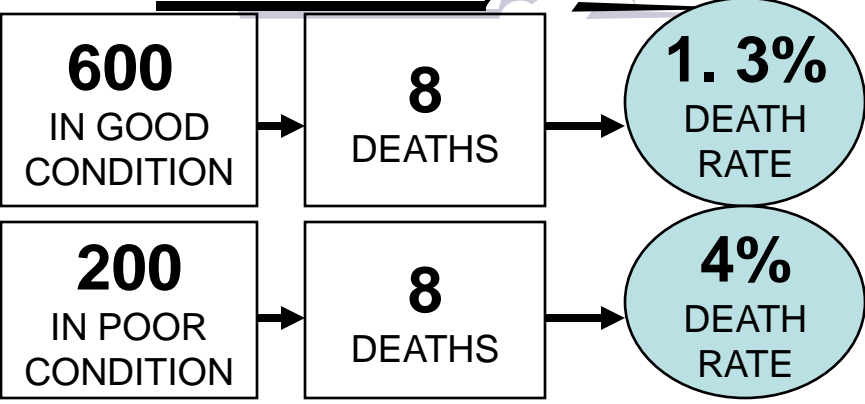
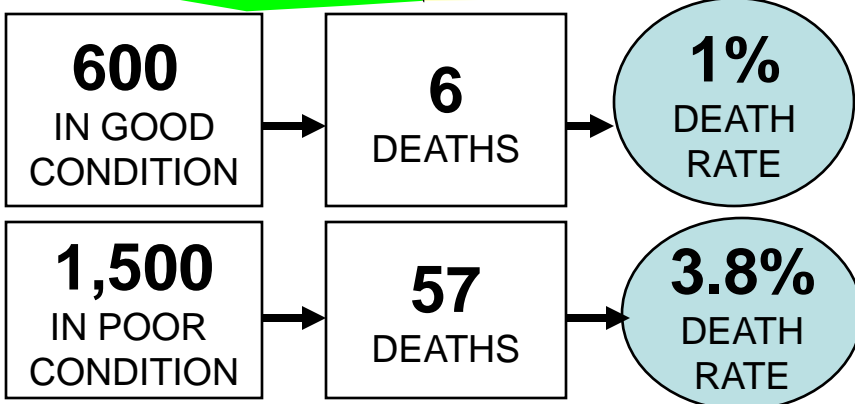


Which Hospital Would You Choose?



BUT...

BUT...



Conclusions

- Monitoring and evaluation are separate, complementary functions, but both are key to results-based management
- Good M&E is crucial not only to effective project management but can be a driver for reform
- Have a good M&E plan BEFORE you roll out your project and use it to inform the journey!
- Design the timing and content of M&E results to further evidence-based dialogue
- Good monitoring is essential to good impact evaluation