

## Kosovo at a glance

<b>POVERTY and SOCIAL</b>	<b>Kosovo (est.)</b>	<b>Europe &amp; Central Asia</b>	<b>Lower- middle- income</b>		
<b>2006</b>					
Population, mid-year ( <i>millions</i> )	1.9	473	2,475		
GNI per capita	1,383	4,796	2,037		
GNI ( <i>US\$ billions</i> )	3.3	2,421	4,813		
<b>Average annual growth, 2000-06</b>					
Population (%)	1.5	0.0	0.9		
Labor force (%)	..	0.6	1.4		
<b>Most recent estimate (latest year available, 2004-06)</b>					
Poverty ( <i>% of population below national poverty line</i> )	37	36	..		
Urban population ( <i>% of total population</i> )	37	36	47		
Life expectancy at birth ( <i>years</i> )	74	69	71		
Infant mortality ( <i>per 1,000 live births</i> )	35	28	31		
Child malnutrition ( <i>% of children under 5</i> )	..	5	13		
Access to an improved water source ( <i>% of population</i> )	..	92	81		
Illiteracy ( <i>% of population age 15+</i> )	6	3	11		
Gross primary enrollment ( <i>% of school-age population</i> )	93	103	112		
Male	93	104	113		
Female	93	102	110		
<b>KEY ECONOMIC RATIOS and LONG-TERM TRENDS</b>					
	<b>1985</b>	<b>1995</b>	<b>2005</b>	<b>2006</b>	
GDP ( <i>US\$ billions</i> )	..	..	2.8	2.9	
Gross domestic investment/GDP	..	..	30.2	31.1	
Exports of goods and services/GDP	..	..	8.8	11.4	
Gross domestic savings/GDP	..	..	-23.0	-23.3	
Gross national savings/GDP	..	..	-8.5	-7.1	
Current account balance/GDP	..	..	-38.7	-38.2	
Interest payments/GDP	..	..	0.0	0.0	
Total debt/GDP	..	..	0.0	0.0	
Total debt service/exports	..	..	..	..	
Present value of debt/GDP	..	..	..	..	
Present value of debt/exports	..	..	..	..	
	<b>1985-95</b>	<b>1995-05</b>	<b>2005</b>	<b>2006</b>	<b>2007-10</b>
<i>(average annual growth)</i>					
GDP	..	..	0.6	4.2	3.1
GDP per capita	..	..	-1.1	2.5	1.3
Exports of goods and services	..	..	..	..	..

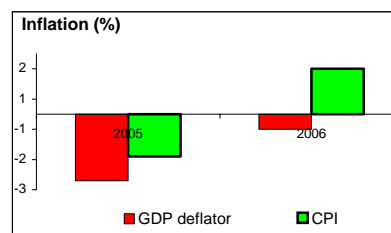
**STRUCTURE of the ECONOMY**

	<b>1985</b>	<b>1995</b>	<b>2005</b>	<b>2006</b>
<i>(% of GDP)</i>				
Agriculture	..	..	..	..
Industry	..	..	..	..
Manufacturing	..	..	..	..
Services	..	..	..	..
Private consumption	..	..	89.7	91.1
General government consumption	..	..	15.1	15.0
Imports of goods and services	..	..	62.0	65.8
	<b>1985-95</b>	<b>1995-05</b>	<b>2005</b>	<b>2006</b>
<i>(average annual growth)</i>				
Agriculture	..	..	..	..
Industry	..	..	..	..
Manufacturing	..	..	..	..
Services	..	..	..	..
Private consumption	..	..	1.9	5.3
General government consumption	..	..	-10.4	3.0
Gross domestic investment	..	..	-0.6	6.8
Imports of goods and services	..	..	4.3	14.9

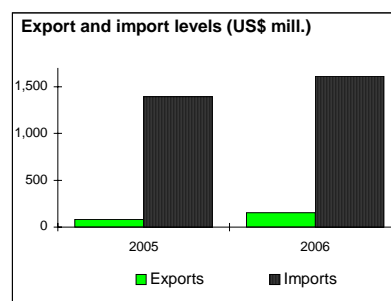
Note: All data for Kosovo are estimates

**PRICES and GOVERNMENT FINANCE**

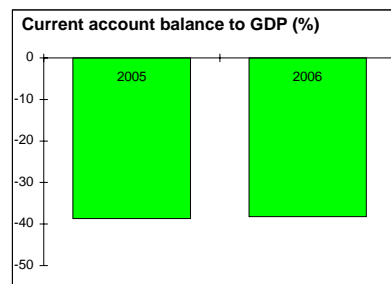
	1985	1995	2005	2006
<b>Domestic prices</b>				
<i>(% change)</i>				
Consumer prices	..	..	-1.4	1.5
Implicit GDP deflator	..	..	-2.2	-0.5
<b>Government finance</b>				
<i>(% of GDP, includes current grants)</i>				
Current revenue	..	..	28.2	30.8
Current budget balance	..	..	-3.1	3.6
Overall surplus/deficit	..	..	-3.1	3.6


**TRADE**

	1985	1995	2005	2006
<i>(US\$ millions)</i>				
Total exports (fob)	..	..	82	154
Food	..	..	..	..
Other fuel	..	..	..	..
Manufactures	..	..	..	..
Total imports (cif)	..	..	1,391	1,612
Food	..	..	..	..
Fuel and energy	..	..	..	..
Capital goods	..	..	..	..
Export price index (1995=100)	..	..	..	..
Import price index (1995=100)	..	..	..	..
Terms of trade (1995=100)	..	..	..	..


**BALANCE of PAYMENTS**

	1985	1995	2005	2006
<i>(US\$ millions)</i>				
Exports of goods and services	..	..	243	333
Imports of goods and services	..	..	1,712	1,916
Resource balance	..	..	..	..
Net income	..	..	37	50
Net current transfers	..	..	991	1,031
Current account balance	..	..	-441	-504
Financing items (net)	..	..	441	504
Changes in net reserves	..	..	..	..
<b>Memo:</b>				
Reserves including gold (US\$ millions)	..	..	..	..
Conversion rate (DEC, local/US\$)	..	..	1.2	1.3


**EXTERNAL DEBT and RESOURCE FLOWS**

	1985	1995	2005	2006
<i>(US\$ millions)</i>				
Total debt outstanding and disbursed	..	..	..	..
IBRD	..	..	..	..
IDA	..	..	..	..
Total debt service	..	..	..	..
IBRD	..	..	..	..
IDA	..	..	..	..
Composition of net resource flows	..	..	..	..
Official grants	..	..	..	..
Official creditors	..	..	..	..
Private creditors	..	..	..	..
Foreign direct investment	..	..	..	..
Portfolio equity	..	..	..	..
World Bank program	..	..	..	..
Commitments	..	..	..	..
Disbursements	..	..	..	..
Principal repayments	..	..	..	..
Net flows	..	..	..	..
Interest payments	..	..	..	..
Net transfers	..	..	..	..

Note: All data for Kosovo are estimates

9/14/07