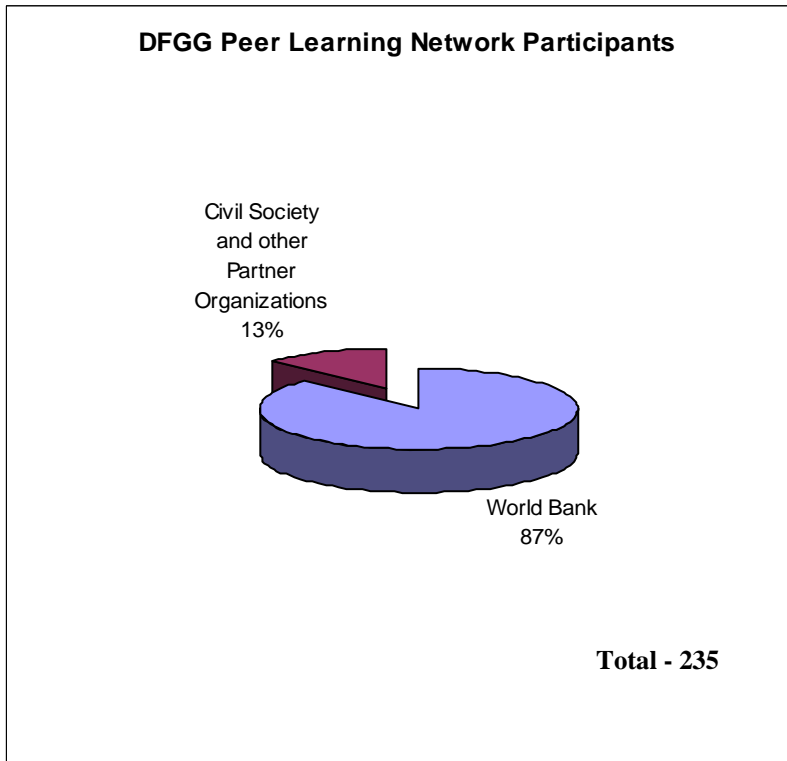


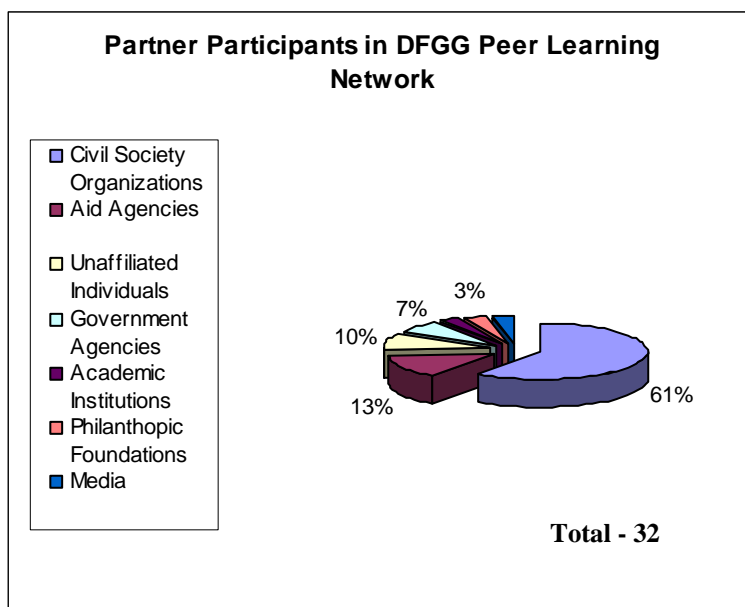
Demand for Good Governance (DFGG) Peer Learning Network

Total Participants



As of February 1, 2008 the DFGG Peer Learning Network encompasses **235** participants. We are thrilled at the enthusiastic response so far, and at the same time we are also committed to significantly increasing participation among civil society and other partner organizations. The World Bank team coordinating the network is engaged in ongoing outreach to organizations that have substantial demand-side governance experience. We welcome your suggestions for expanding this outreach.

Participants from Civil Society and other Partner Organizations

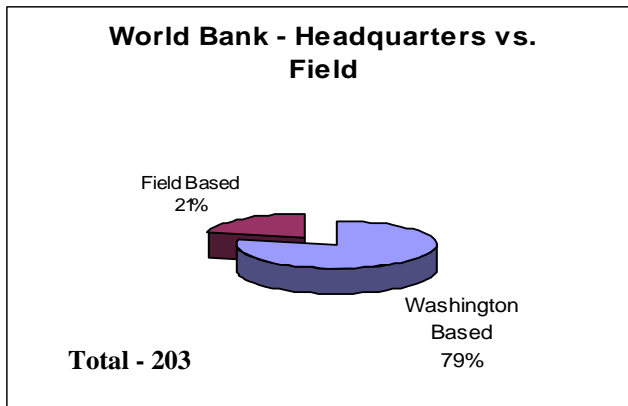
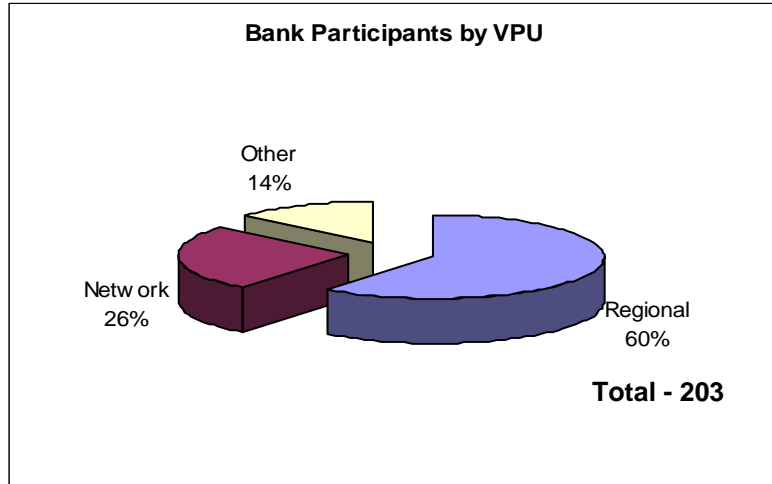


The organizations represented in the DFGG Peer Learning Network to date include civil society organizations, aid agencies, philanthropic foundations, government agencies, academic institutions and media. Civil society groups comprise the majority of participants from partner institutions (61%). In addition, several participants joined the network as individuals and are not directly affiliated with an organization or agency.

Partner Organization	Web Address
African Civil Society Network	
BIC USA	www.bicusa.org
Care International	www.care-international.org
Care Peru	www.care.org.pe
Center for International Private Enterprise	www.cipe.org
CRDA Good Governance Forum	www.crdaethiopia.org
Gender at Work	www.gendematwork.org
Department of Innovation (Victoria, Australia)	www.cpcd.vic.gov.au
Ethics World	www.ethicsworld.org
Global Integrity	www.globalintegrity.org
Google.org	www.google.org
GROOTS International	www.groots.org
Grupo Faro	www.grupofaro.org
Huairou Commission	www.huairou.org
IBIS (Education for Development)	www.ibis.dk/uk
Inter-American Development Bank	www.iadb.org
International Rescue Committee (IRC)	www.theirc.org
IUCN - The World Conservation Union	www.iucn.org
National Association of Social Workers	www.socialworkers.org
Loughborough University	www.lboro.ac.uk
South Asia Social Accountability Network	www.sasanet.org
Transparency International	www.transparency.org
Transparency International - USA	www.transparency-usa.org
Women and Cities International	www.femmesetvilles.org

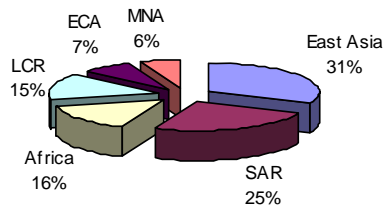
Participants from the World Bank Group

The 203 World Bank Group participants represent 18 VPUs. 121 Bank participants (60%) come from the 6 regions, showing significant participation from operational staff.



About ¼ of all DFGG Peer Learning Network Participants are based in the field and represent 19 country offices. The India and Indonesian Country offices have the highest field participation, with 8 participants involved from each office.

Bank Participation by Region

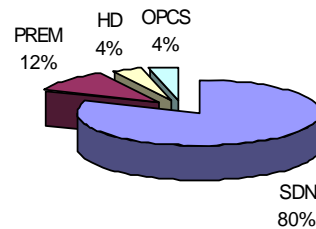


Total - 121

Among the regions, East Asia has the highest representation in the DFGG peer learning network, with 31%, (38 participants), followed by South Asia and Africa.

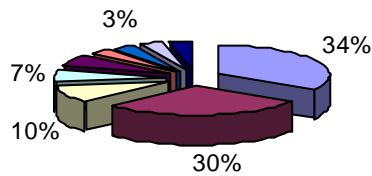
From the Network Vice Presidencies, 80% of participants are from the Sustainable Development Network (42 participants).

Bank Participation by Network



Total - 52

Other VPUs

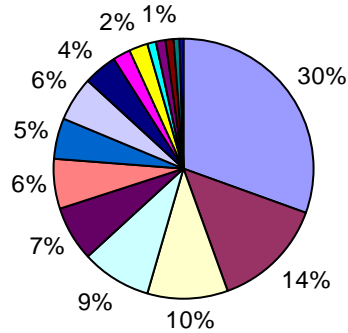


Total - 30

- WBI
- External Affairs
- IFC
- Office of Evaluation and suspension
- DEC
- IEG
- Legal
- Chief Financial Officer
- INT

Within other VPUs, the most significant participation comes from the World Bank Institute (WBI) and External Affairs.

Bank Sectors Represented



- Social Development
- Prem (public sector, poverty, etc)
- Agriculture and Rural Development
- Infrastructure - Urban, Water, Sanitation and Transport
- Financial Management
- Environment
- External Affairs
- WBI
- HD
- FEU
- Office of VP
- Central Operational Services
- Information services
- DEC
- IEG
- Legal

Participants from the World Bank represent many different sectors, with the most significant participation coming from Social Development (30%), PREM (PR and PS) (14%), Agriculture and Rural Development (10%), and Infrastructure (specifically Urban, Water and Sanitation, and Transport - 9%).