

● ● ● | Monitoring fund flows

Workshop for Building Community Based Preparedness for and Responses to Natural Disasters, Bangkok

Jock McKeon, World Bank Office Indonesia

June 11 2008



Banda Aceh port (Malahayati)



Photos courtesy of DigitalGlobe

Banda Aceh port



Photos courtesy of DigitalGlobe

Banda Aceh port



Photos courtesy of DigitalGlobe

Banda Aceh port



Photos courtesy of DigitalGlobe

West Coast



Photos courtesy of DigitalGlobe

West Coast



Photos courtesy of DigitalGlobe

Meulaboh



Photos courtesy of DigitalGlobe

Meulaboh




Photos courtesy of DigitalGlobe



Questions asked during 2005

January	What's the assessment of damages ?
February	The NGO phenomenon – how much money do they have?
June	Where has the money been allocated ?
September	Which sectors are underfunded? Where are the gaps ?
November	How much has actually been spent so far?
December commemorations	What's the progress after the first year?





The rationale of post-disaster analysis

- Quantify needs
- Determine reconstruction priorities
- Ascertain Government capacity
- Allocate funds where they are most needed
- Provide transparency and ability to hold agencies accountable



The money-tracking journey

1. Assess the damages and losses
2. Determine needs
3. Capture commitments and allocations to projects
4. Identify the gaps
5. Monitor progress



Reconstruction monitoring & evaluation methodology

Monitoring & Evaluation

“Tracking the Money”

On Budget

- APBN
- APBD

Off Budget

- Donors
- NGOs

Reconstruction Physical Progress

- # of house constructed
- # of school built
- # of health facilities built
- Agriculture land restored
- # of boat built

Social and Economic Monitoring

- Inflation
- Employment
- Wages
- Material Prices
- Poverty
- IDPs



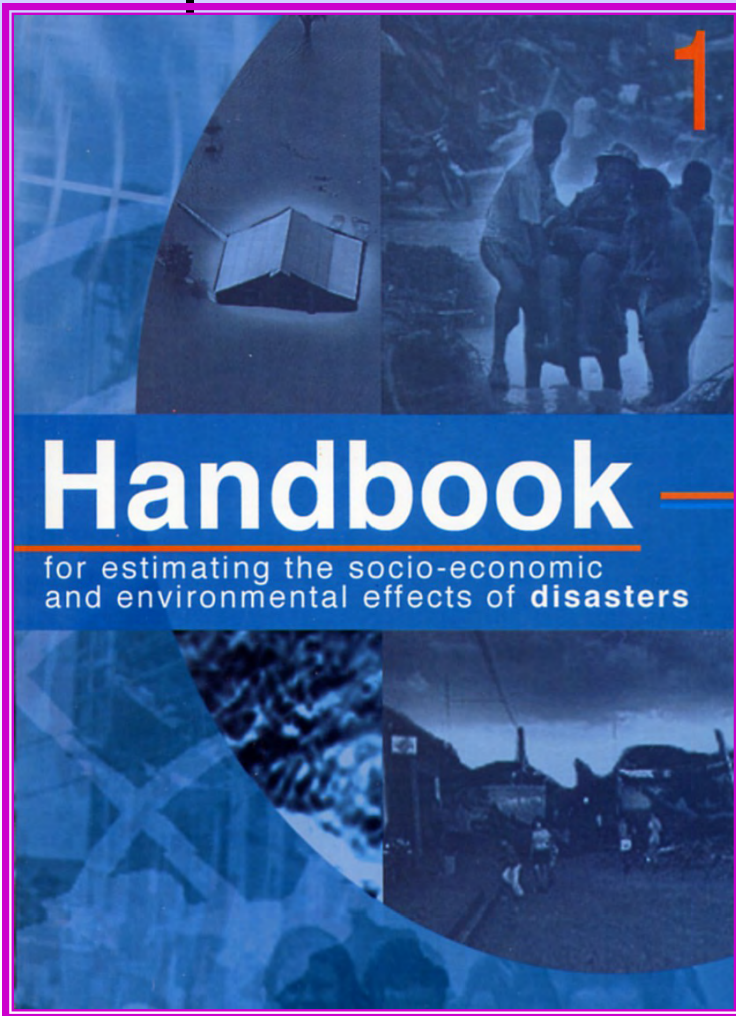


The money-tracking journey

1. Assess the damages and losses
2. Determine needs
3. Capture commitments and allocations to projects
4. Identify the gaps
5. Monitor progress



Damage and losses assessment



Methodology developed in the Latin America and Caribbean Region, and used since 1972

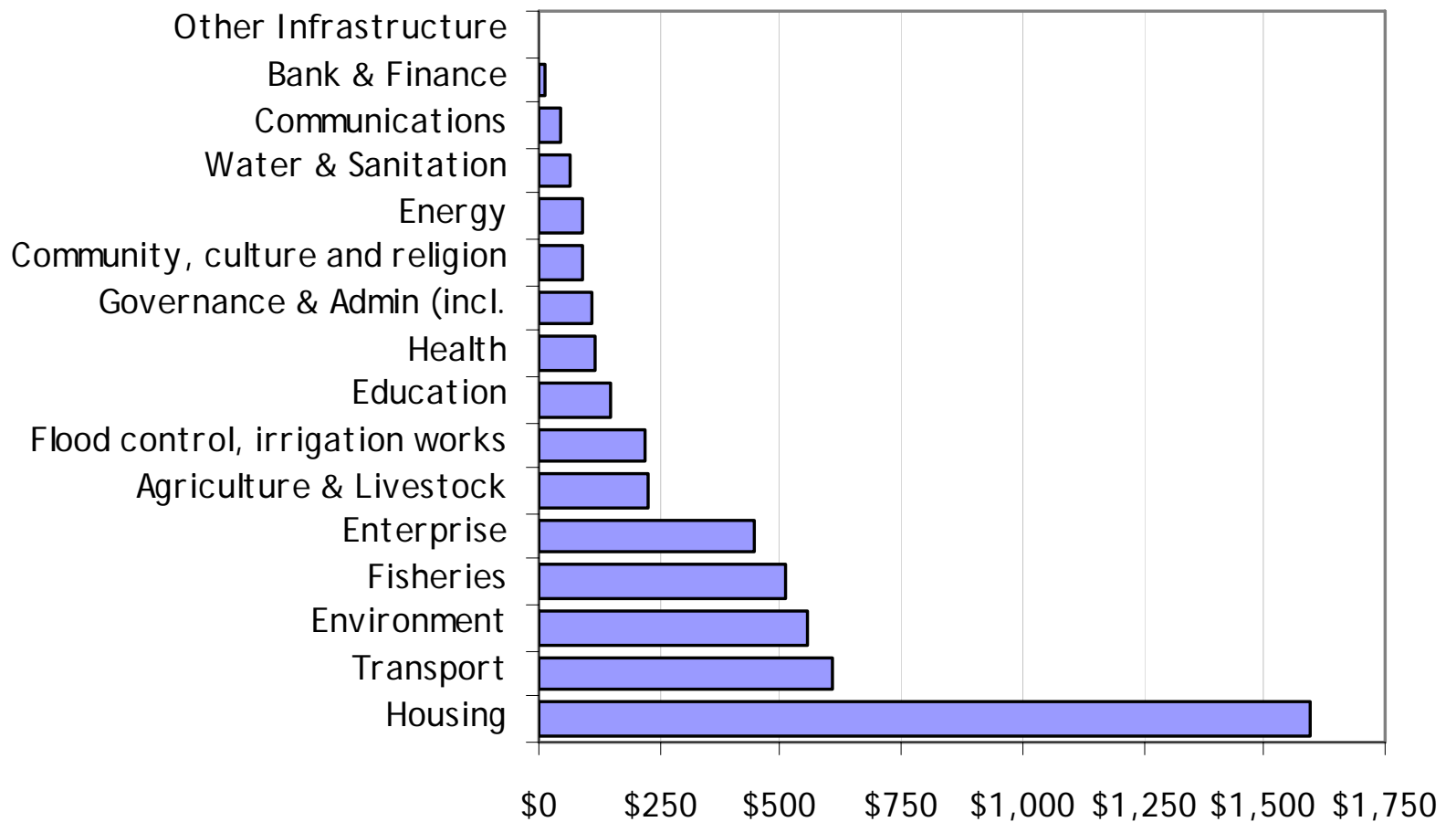
Adapted for use in other regions of the world

Utilized by the World Bank in many major disasters in the Asian region

www.eclac.org/mexico/documents

www.worldbank.org/hazards/policy/guidelines.htm

Aceh damage and losses



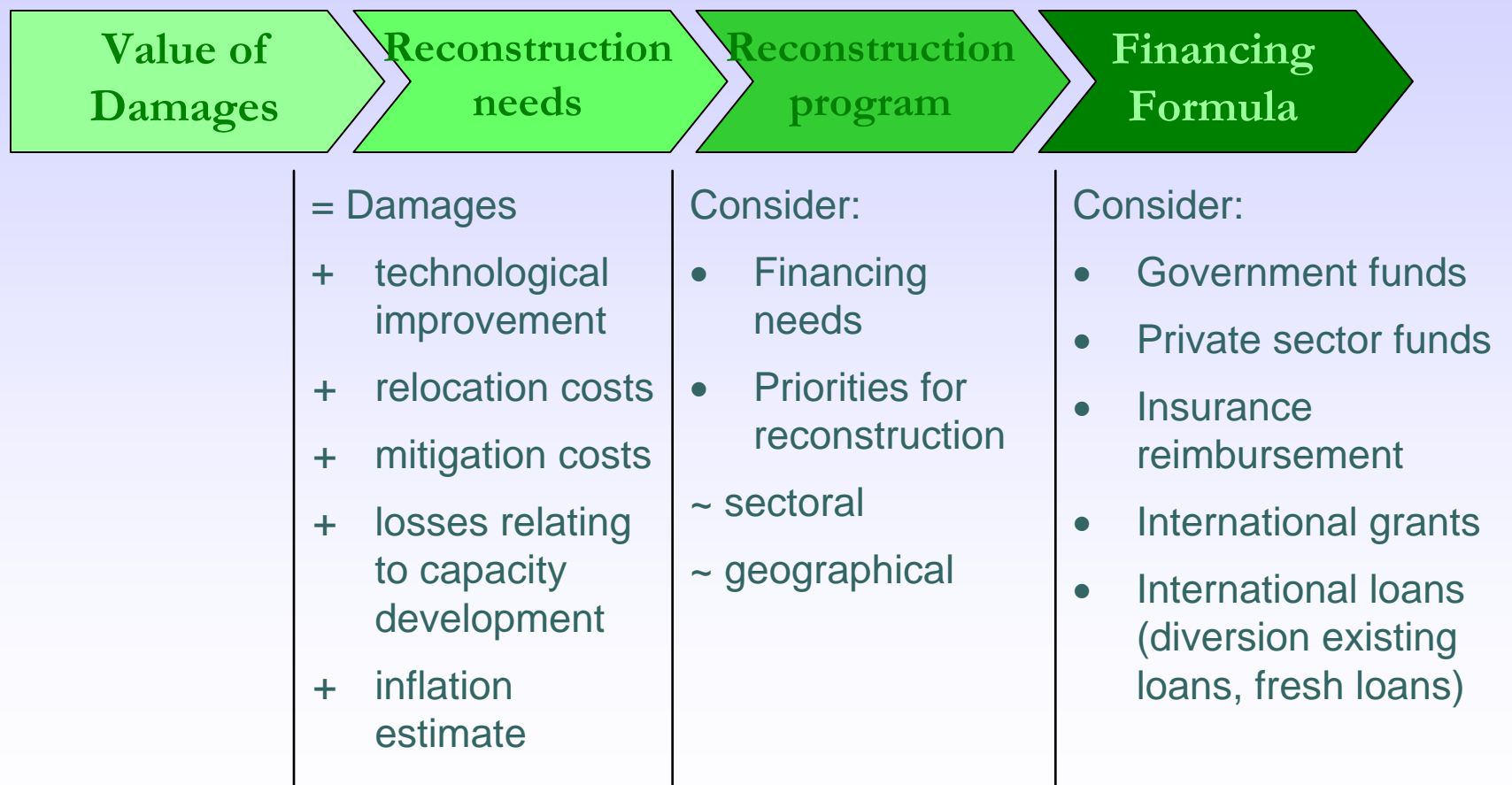


The money-tracking journey

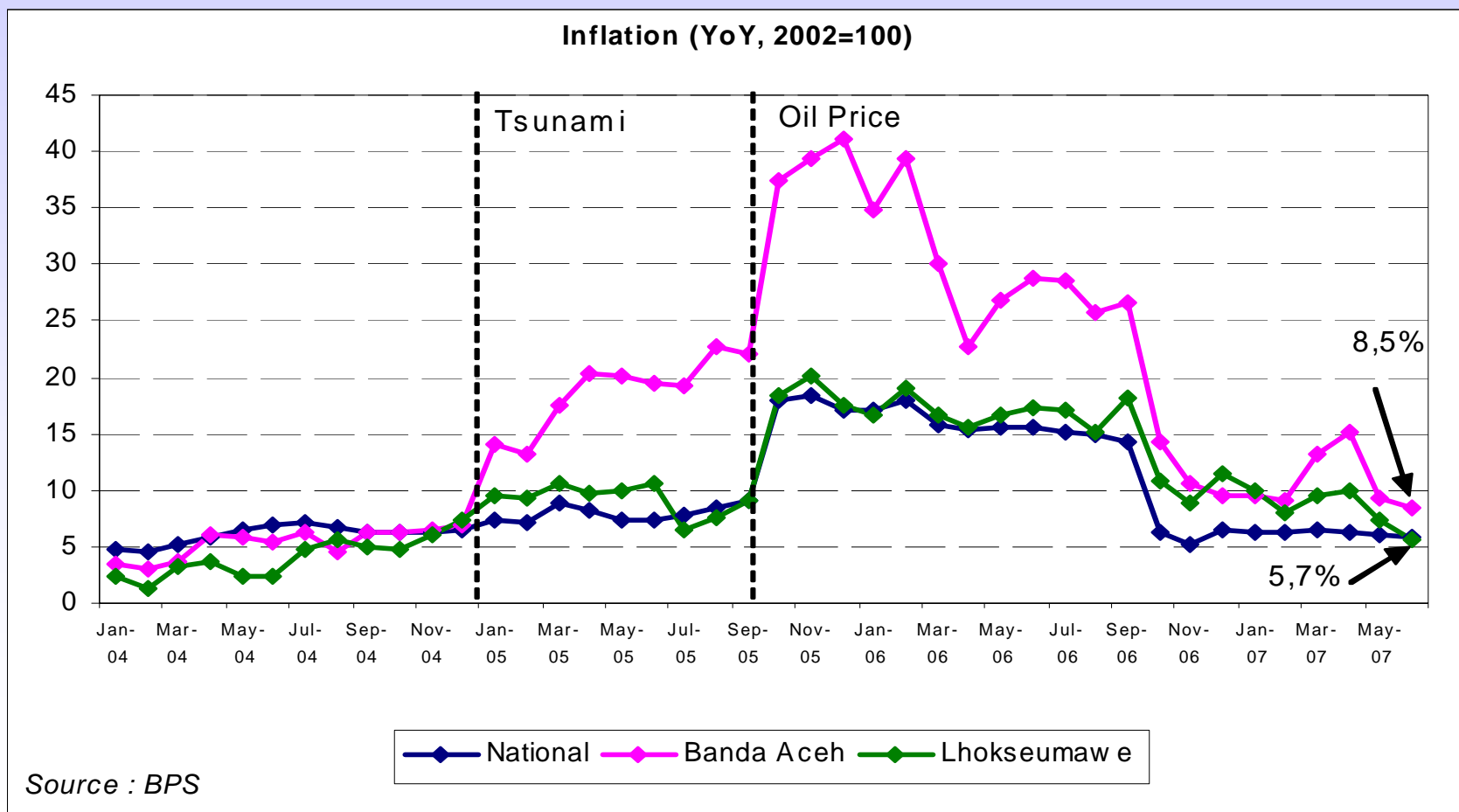
1. Assess the damages and losses
2. **Determine needs**
3. Capture commitments and allocations to projects
4. Identify the gaps
5. Monitor progress



Determining the needs – looking ahead



Make appropriate adjustments for the needs analysis






The money-tracking journey

1. Assess the damages and losses
2. Determine needs
3. Capture commitments and allocations to projects
4. Identify the gaps
5. Monitor progress



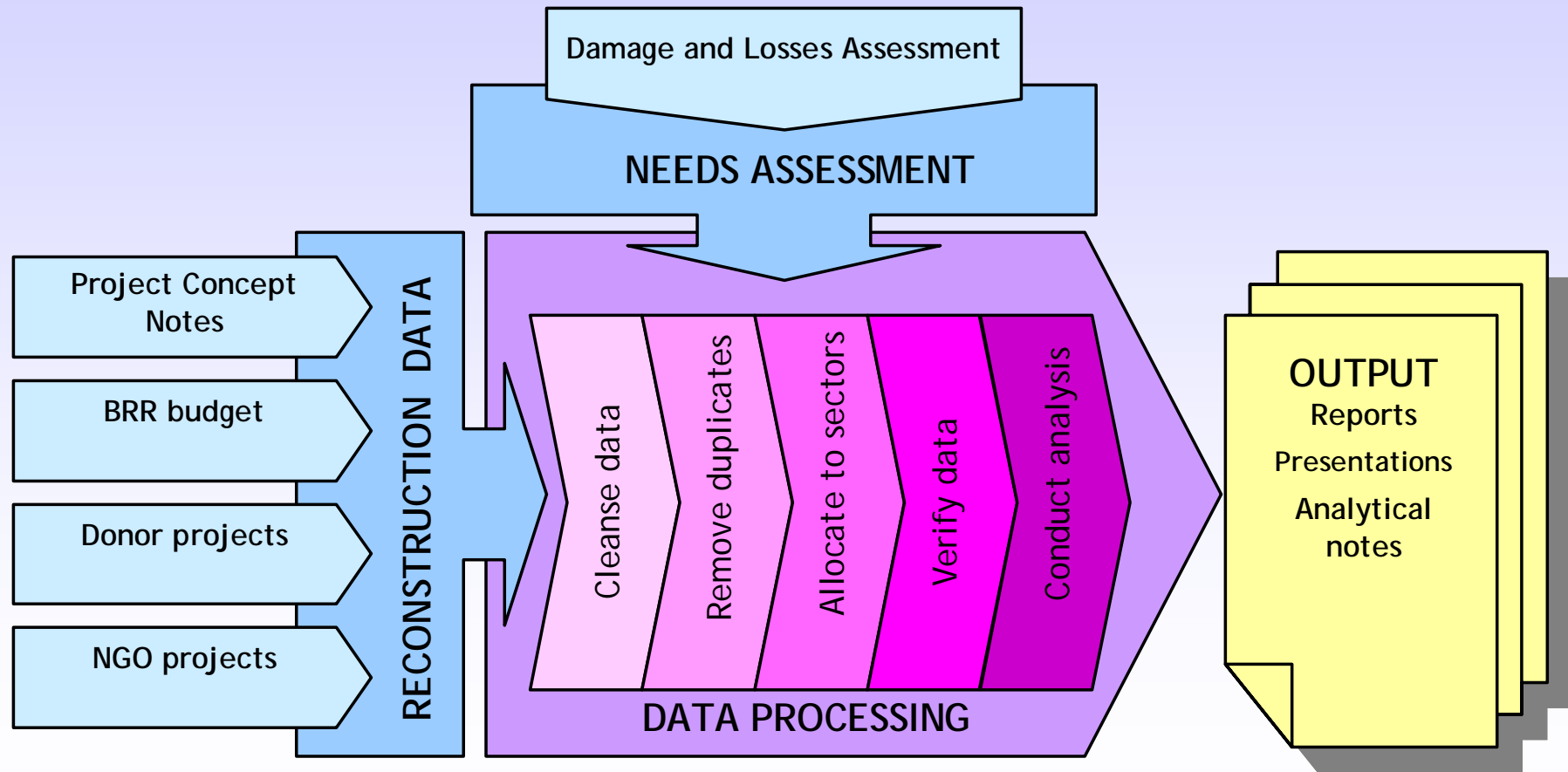


Tracking systems and methodologies

Monitoring System	Countries	Main focus
Development Assistance Database (DAD)	Indonesia, Thailand, Sri Lanka, the Maldives, Pakistan, Afghanistan, Vietnam, Iraq, Lebanon	Reconstruction; general aid management possible (see Vietnam)
Aid Management Platform (AMP)	Ethiopia, Bolivia	Aid management and coordination
Aid Management Information System (AMIS)	Fiji, Syria, Egypt	General aid projects.
Council of Development of Cambodia (CDC) ODA Disbursement System	Cambodia	ODA disbursement.
Bulgarian Development Cooperation Information System (DCIS)	Bulgaria	General aid projects

Source: Agustina, CD, *Tracking the Money: International Experience with Financial Information Systems and Databases for Reconstruction*

World Bank expenditure tracking methodology



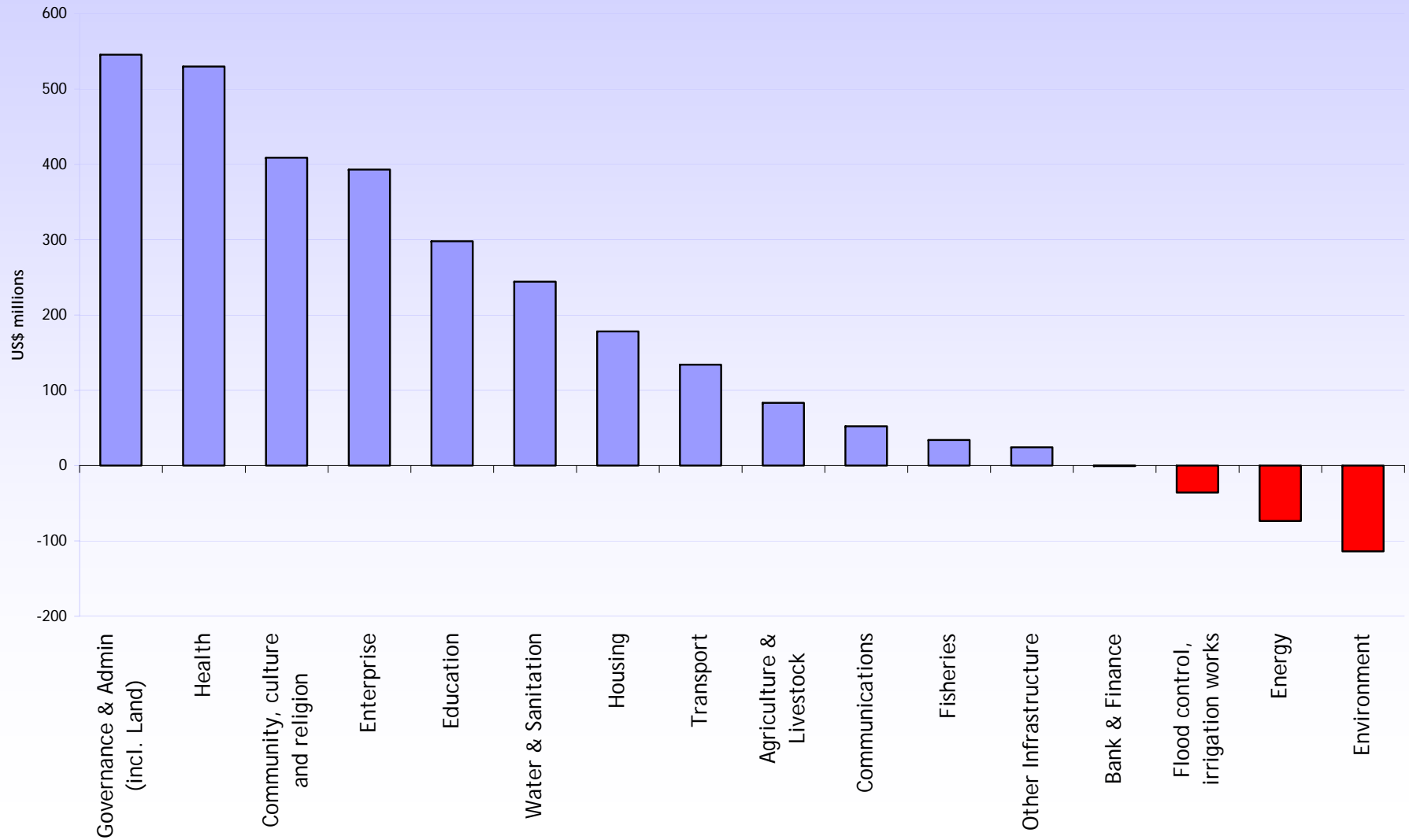


The money-tracking journey

1. Assess the damages and losses
2. Determine needs
3. Capture commitments and allocations to projects
4. Identify the gaps
5. Monitor progress

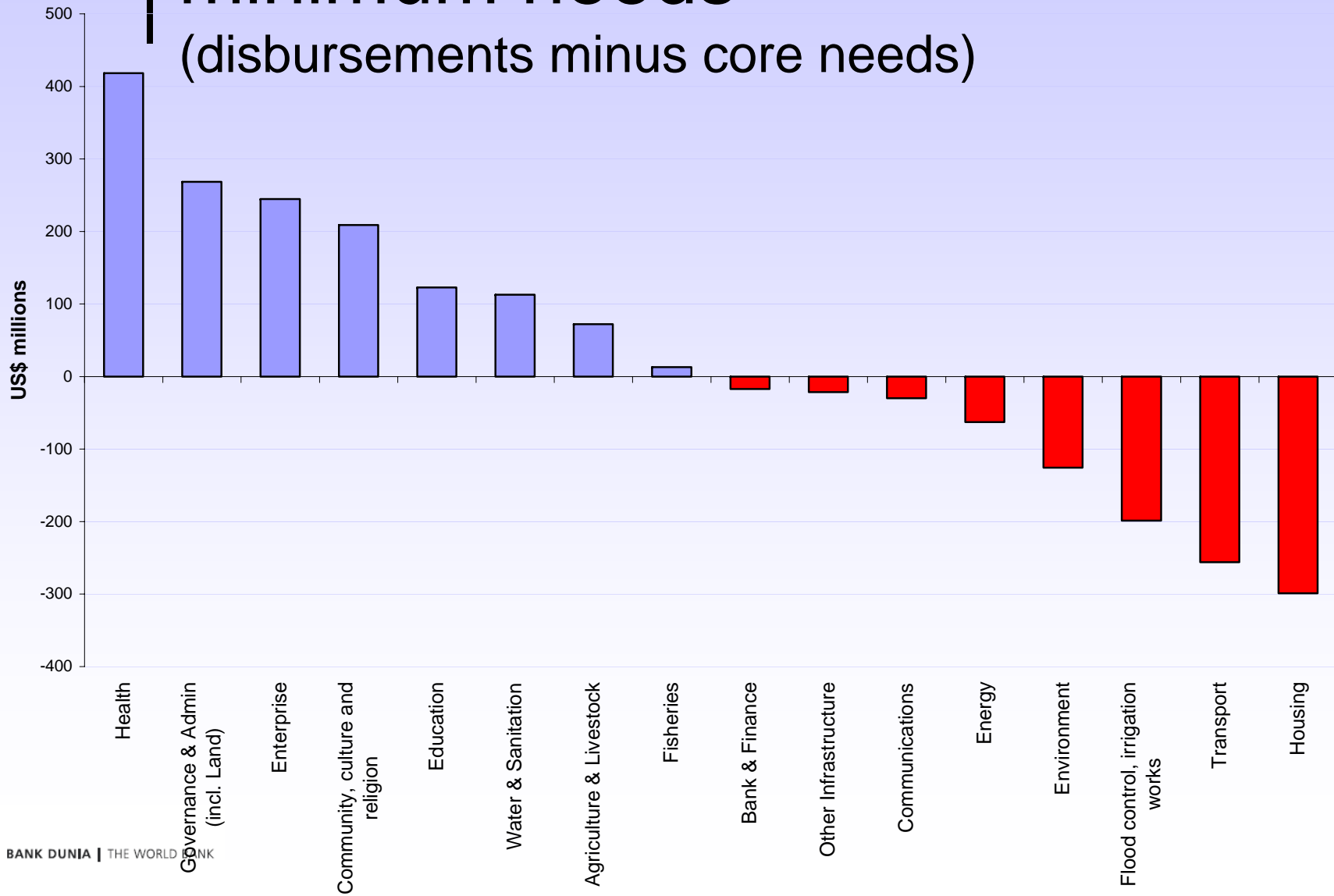


Sectoral allocations gaps against core minimum needs (allocations minus core needs)



Spending progress to core minimum needs

(disbursements minus core needs)





The money-tracking journey

1. Assess the damages and losses
2. Determine needs
3. Capture commitments and allocations to projects
4. Identify the gaps
5. Monitor progress



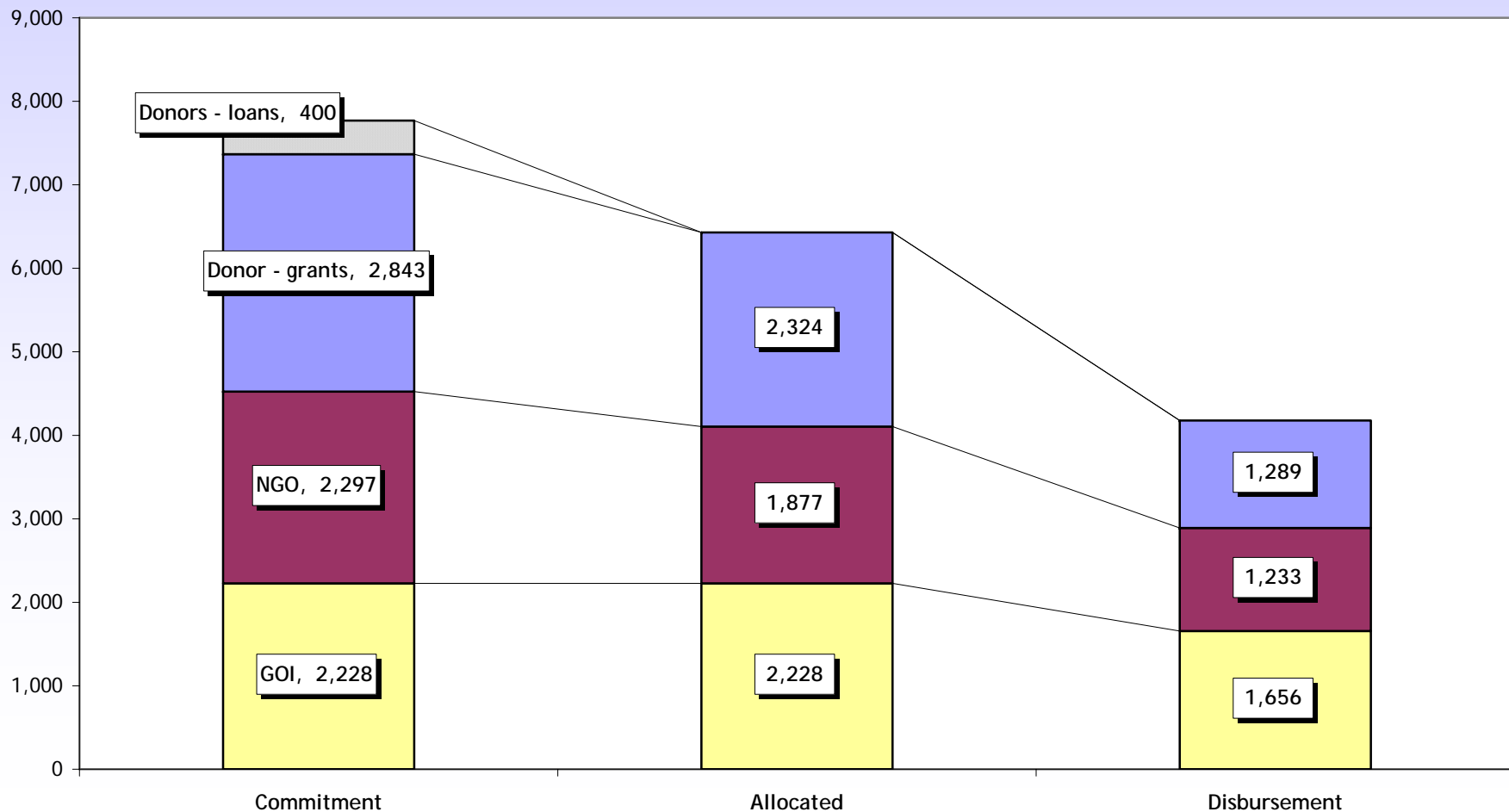
Aceh tsunami update (Dec 07):

\$7.7 bn committed

\$6.4 bn allocated to projects (83% committed)

\$4.2 bn disbursed (65% allocated)

US\$ millions



- Bahasa Indonesia
- Overview
- News & Events
- Data & Statistics
- Publications & Reports
- Development Topics
- Projects & Programs
- Indonesia Development Information Services
- Contact Us

- Resources For
- Youth & Schools
 - Job Vacancies
 - Procurement/Tender
 - E-Subscription
 - Client Connection

Tsunami & Earthquake Reconstruction

Available in: [Bahasa \(Indonesian\)](#)

www.worldbank.org/id/reconstruction
www.worldbank.org/id/tsunami

PUBLICATIONS & REPORTS



[Aceh Economic Update \(Apr 2008\)](#)



[Reconstruction Finance Update \(Apr 2008\)](#)



[Aceh Poverty Assessment 2008](#)



[Public Financial Management in Aceh](#)

[View All Reconstruction Reports](#)
[Working Papers & Methodology](#)

NEWS & EVENTS



A new report on Aceh's economic outlook for 2008 highlights that reconstruction continues to drive growth in the region, whilst unemployment remains as the main economic challenge in the year ahead. [Read more](#) | [More stories](#)



The latest **Economic Recovery Seminar** explored the possibilities of tourism supporting growth in Aceh's economy .. [More](#)

HOME RECONSTRUCTION PROGRESS ECONOMIC DEVELOPMENT

PUBLIC FINANCE WORLD BANK PROGRAMS HISTORY OF ACEH RECONSTRUCTION

QUICKFACTS

As inflation continues to decline, Aceh's economy grew by 7.7 percent in 2006 (excluding oil and gas). Inflation now stands higher than then national average at 11 percent (for 2007)