



SMALL GRANTS BIG RESULTS

SMALL GRANTS PROGRAM
ANNUAL REPORT FISCAL-YEAR 2008





SMALL GRANTS - BIG RESULTS

**The Small Grants Program
Annual Report
Fiscal Year 2008**

This paper has not undergone the review accorded to official World Bank publications. The findings, interpretations and conclusions herein are those of the author(s) and do not necessarily reflect the views of the International Bank for Reconstruction and Development/ World Bank and its affiliated organizations, or its Executive Directors, or the governments they represent.

To request copies of the paper or for more information on the series, please contact the Social Development Department

Social Development
The World Bank
1818 H Street, NW
Washington, DC 20433

Fax: 202-522-3247

E-mail: socialdevelopment@worldbank.org



Printed on Recycled Paper

Table of Contents

Abbreviations and Acronyms.....	ii
Introduction.....	1
Methodology and Data.....	2
Part 1: Grant Allocation.....	4
1.1 Background: the Allocation Process.....	4
1.2 Leveraged funds.....	6
1.3 Grant Size.....	6
1.4 Award Rates.....	7
1.5 Beneficiary Types and Programmatic Themes.....	7
Part II: Partnerships, Knowledge Sharing, and Learning.....	9
2.1 Program Partnership.....	9
2.2 Knowledge Sharing and Learning.....	9
Part III: Climate Change and the Demand for Good Governance.....	11
3.1 Climate Change.....	11
3.2 Demand for Good Governance.....	11
Part IV: Key Findings.....	12
Annex 1: Selected Projects.....	14
Annex 2: Questionnaire.....	23
Annex 3: CSF Steering Committee Members.....	27
 Figures:	
Figure 1. Response by Region.....	3
Figure 2. Grants Allocated by Region.....	6
 Tables:	
Table 1: Average Grant Size and Variation.....	6
Table 2: Average Grant Size and Variation.....	7
Table 3: Beneficiaries.....	8
Table 4: Thematic Areas Supported by CSF in FY08.....	8
Table 5: FY08 Partnership Types.....	9
Table 6: Regions with COs Using CSF Funds to Target Climate Change.....	11
Table 7: Regions with COs Using CSF Funds to Target DFGG.....	11

Abbreviations and Acronyms

AFR	Africa Region
CO	Country Office
CAS	Country Assistance Strategy
CDDLG	Community Driven Development/Local Governance
CSF	Social Development Civil Society Fund
CSO	Civil Society Organization
DFGG	Demand for Good Governance
DGF	Development Grants Facility
EAP	East Asia and the Pacific Region
ECA	Europe and Central Asia Region
EXT	External Affairs
FY	Fiscal Year
GPP	Global Public Private Partnership
LCR	Latin America and the Caribbean Region
MNA	Middle East and North Africa Region
NGO	Non-governmental Organization
OPCS	Operations Policy and Country Services
PRSP	Poverty Reduction Strategy Paper
SAR	South Asia Region
SDV	Social Development Department

Introduction

Created in 1983, the Social Development Civil Society Fund (CSF) is one of the few World Bank programs that directly support activities of civil society organizations (CSO). The CSF supports groups who often are excluded from the public arena by increasing their capacity to influence policy and decision-making. CSOs are key entry points to empower and mobilize this level of civic engagement. The CSF supports grassroots civil society, empowers local citizens and builds awareness of social development issues.

The CSF technical approach consists of distributing modest financial support (less than \$10,000) to local CSOs implementing interventions consistent with CSF goals and objectives at the local level. This approach minimizes administrative costs (such as travel and consulting fees) associated with large-scale development projects while channeling resources to CSOs that might otherwise be considered too nascent to access international funds. Such projects offer highly cost-effective opportunities to reach populations that would otherwise be excluded.

Moreover, CSF activities are an effective method for improving knowledge sharing within World Bank Country Offices. Through CSF projects, country staff develop valuable relationships with local CSOs. These relationships supplement country staff relationships with government officials and as a result indirectly inform other work such as Poverty Reduction Strategy Papers (PRSP) and Country Assistance Strategies (CAS).

In FY08, the Development Grants Facility (DGF) within the World Bank's Global Programs and Partnerships Group awarded \$2.8 million to the CSF. Over 80 percent of this allocation (\$2.3 million) is reserved for country level grantmaking with the remainder used for administrative costs and a global support window on youth. Based on the number of applicants (in FY08 the number of countries was 70), the CSF Steering Committee (see Annex I: FY08 CSF Steering Committee Members) divides these funds among the participating Country Offices (financial allocation is discussed in further detail in section 2). The FY08 Annual Report Questionnaire for COs indicated that \$1 of CSF funds leveraged an additional 63¢ in other donor funds and grantee cost-share. Based on this figure the amount leveraged in FY08 by the CSF is estimated at \$1.4 million. Thus, total resources mobilized - World Bank DGF allocations plus funding from other donors - came to approximately \$3.7 million in FY08.

In FY08 CSF funds served approximately 299,175 beneficiaries spending \$6.30 of its own funds per beneficiary. When the \$1.4 million in leveraged funds is taken into account, CSF programs spent \$8.82 per beneficiary. The three most often targeted beneficiary groups were children and youth, rural communities, and girls and women.

Some of the primary challenges experienced in FY08 centered on funding levels, the ability to scale up previous programs, and the lack of a comprehensive monitoring and evaluation system.

METHODOLOGY AND DATA

The CSF annual report is based on country office final reporting and background material, but is mainly comprised of data from a quantitative and qualitative questionnaire completed by field-based World Bank staff who oversee CSF implementation. Designed and conducted to inform this report, the questionnaire consisted of both open and close-ended questions allowing CSF coordinators to provide elaborate feedback.

In order to facilitate better staff feedback the FY08 questionnaire was distributed along with the CSF FY09 Call for Application. COs who were reapplying for funding were instructed that their applications for FY09 would not be considered complete without completion of the FY08 survey. CSF achieved a 67 percent response rate with 47 of the 70 FY08 country offices completing the survey.

Methodologically it should be understood that the results of the survey are influenced by a fairly broad confidence interval, the potential motivational bias of those surveyed, and minimal regional bias.

Confidence Interval

Statistically 47 responses from a population of 70 yield a confidence interval of plus or minus 8 percent with a 95 percent confidence level. Thus readers of the report can be 95 percent certain that estimates pertaining to all COs within the program are accurate within plus or minus eight percent. While the 95 percent confidence interval is standard for social science research, an interval of plus or minus eight percent results in a fairly broad range. For instance, the report's finding that 91 percent of awardees work with youth and children with an interval of plus or minus eight percent means that readers can reasonably assume that 99-83 percent of actually work with youth and children.

Motivational Bias

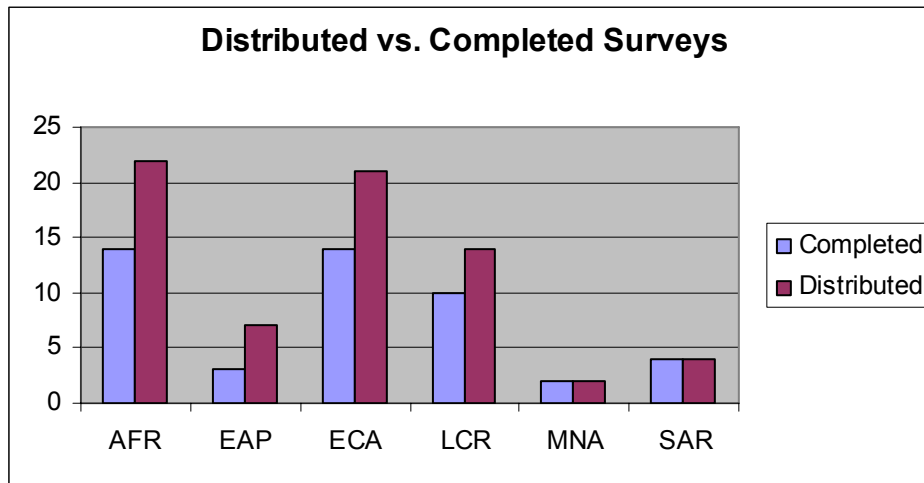
Readers should also be aware of the report's unavoidable motivational bias. The responses within the survey overwhelmingly reflect COs that applied for CSF funding for FY09. Of the 47 countries in the sample, all but three applied for FY09 funding. While all FY08 participants were surveyed, a copy of the survey was administered in tandem with applications for FY09 funding. This was done in order to make completing the questionnaire more convenient for COs. As a result the views of COs with ongoing interest in CSF funding are overrepresented in survey while the views of COs no longer interested in participating in the program are underrepresented. A short survey was sent to COs that did not reapply to ensure follow up with these former participants.

Regional Bias

The survey results contain minimal regional bias and reflect the regional distribution of FY08 activities with reasonable accuracy. AFR and ECA combined accounted for 15 of the 23 COs that were non-responsive to the survey. The remaining 8 non-responsive countries were split evenly between EAP and LCR. The number of responses per region was as follows: AFR- 8, ECA- 7,

EAP- 4, and LCR- 4. MNA and SAR both had a 100 percent response rate with 2 and 4 countries responding respectively.

Figure 1. Response by Region



Estimating Beneficiary Numbers, Cost Per Beneficiary, and Funds Leveraged

Given that CSF has minimal funds available for rigorous monitoring and evaluation due to limitations mandated by its funding mechanism, a basic approach was used to estimate the number of beneficiaries and the cost per beneficiary. Of the 47 responses, 14 were considered outliers and therefore discarded. Of these 14 outliers, eight respondents did not complete this item on the questionnaire, one respondent reported having five beneficiaries, two respondents reported 25,000–50,000 beneficiaries, and three respondents reported having more than 100,000 beneficiaries. Beneficiary numbers from the remaining 56 COs ranged from 100-13,000 with an average of 4,274 beneficiaries and a standard deviation of 4,014. The standard deviation is an indicator of diversity. The closer the standard deviation is to the average the higher the degree of diversity. In this case the standard deviation indicates that a randomly selected project would probably have between 260 and 8,288 beneficiaries. In other words the average of 4,274 beneficiaries is more of an abstraction than it is a reality. Calculating the average is a necessary intermediate step in estimating the total number of beneficiaries (299,180), which was determined by multiplying the total number of COs participating (70) times the average number of beneficiaries (4,274).

The cost per beneficiary (\$4.88) was tabulated by dividing the estimated total beneficiaries (299,180), by the total amount allocated to COs in the sample (\$1.46 million), which was based on official CSF records in Washington, DC.

Funds leveraged for the program were tabulated by dividing the total amount of funds COs reported leveraging by the total amount allocated to COs in the survey sample. Six COs did not answer this question thus it was assumed that no additional funds were raised.

Part 1: Grant Allocation

1.1 BACKGROUND: THE ALLOCATION PROCESS

The funding level for the CSF is determined by the DGF. Distribution of funds from the CSF to World Bank Country Offices are overseen by the CSF Steering Committee, a 10 member body made up of volunteers representing all WB regions, SDV, OPCS and EXT. The CSF Secretariat is housed at the Bank offices in Washington, DC as a part of SDV's Community Driven Development/Local Governance (CDDLG) team and supported by one full-time staff member who oversees day-to-day CSF operations and programmatic compliance.

Country Offices wishing to receive CSF funds must respond to an annual call for applications. Submissions are evaluated by the Steering Committee based on an established set of criteria that reinforce their ability to promote civic engagement, work with vulnerable populations and synergize with country priorities. Once participants are selected, funding allocations are awarded based on a two-tier system (returning and new applicants). Allocation levels fluctuate within these tiers based on assessed past performance. Historically, returning applicants are awarded \$30,000-\$35,000, while new applicants are awarded \$20,000-\$25,000. Once award letters have been distributed to respective Country Directors and Managers, COs (through the CSF Coordinator named in application) are responsible for holding a call for proposals at the national level to select grant winners. Detailed guidance is offered through the program's Grants Guidebook. It is recommended that grantee awards range from \$5,000-\$7,000 and that no award exceed \$15,000.

In FY08, CSF received \$2.8 million funding from the Development Grants Facility, the same level of funds allocated to the program since 2001. Typically, \$2.3 million is allocated to support country level grantees, \$0.3 million is provided for global grant making and the remaining \$0.2 million in support of CSF administrative activities. With the inclusion of four additional countries to the portfolio: Democratic Republic of Congo, El Salvador, Montenegro, and Swaziland the average allocation per country fell by \$2,294 from the FY07 country level allocations.

Amount Allocated by Region

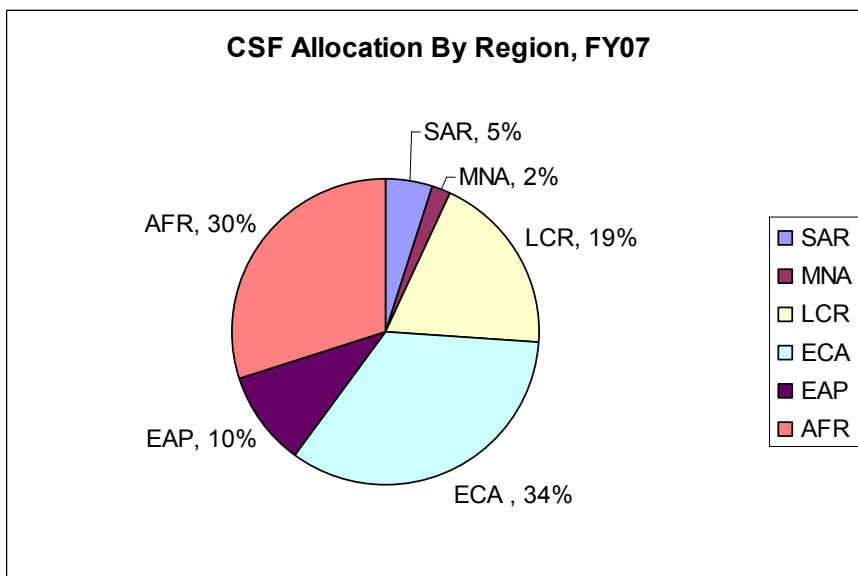
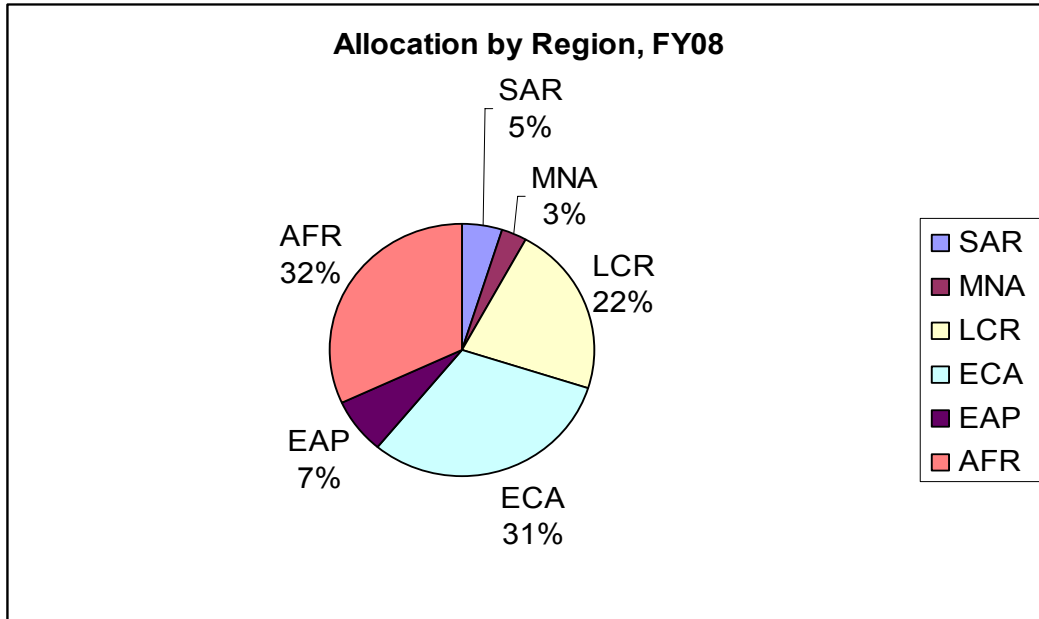
The regional distribution of CSF funds reflects the pool of COs applying for funding. CSF practice is to adjust the average amount awarded per CO to ensure funding to all viable country applicants that demonstrate a focus on the increased civic engagement of marginalized and vulnerable populations.

In FY08, ECA received 32 percent of allocations while AFR accounted for 31 percent. LCR and EAP accounted for 22 percent and 7 percent of allocations. SAR received 5 percent of allocations and MNA received 3 percent.

This was consistent with the distribution of grant dollars from the previous year. In FY07 ECA received 34 percent of allocations while AFR accounted for 28 percent. LCR and EAP accounted

for 19 percent and 10 percent of allocations. SAR received seven percent of allocations and MNA received 2 percent.

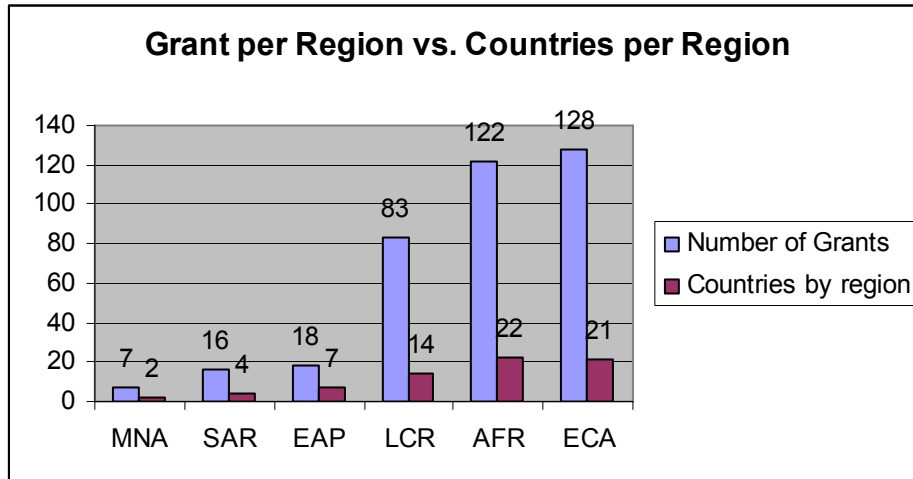
These figures pose potentially interesting questions for further research on the nature of civil society. For instance, the FY08 survey does not offer any indication of why participation rates from AFR and ECA would be consistently so close. Similarly MNA and SAR both have very limited participation. It is unclear whether this is due to the nature of civic activities in these regions, whether it is a question of leadership at the CO level, or if some other dynamic is at work.



Number of Grants Allocated to CSOs by Region

According to Country Office final reports 413 CSF grants were awarded to CSOs in FY08. The regional distribution of individual grants was as follows: ECA-128, AFR-122, LCR-83, EAP-18, SAR-16, and MNA-7.

Figure 2. Grants Allocated by Region



1.2 LEVERAGED FUNDS

Leveraged funds are a key indicator of potential long-term sustainability and are a method for ensuring that awardees take ownership of proposed project work. In the FY08 survey of COs, 56 percent of participants (39 COs) reported mobilizing additional resources either through cash contributions from other donors or in-kind cost share from grantees. The CSF guidelines stipulate that attempts should be made to ensure that half of the proposed activity budget should come from CSF contributions. Awardees are expected to cover the remaining 50 percent of the budget through in-kind contributions or other fundraising efforts. Thus, 46 percent of FY08 awardees did not meet this requirement.

However, it appears this requirement was met aggregately within the program as the amount of funds provided by some of the grantees offset grantees that did not provide funds. COs sampled in the survey reported leveraging an average of 63¢ in additional funding for every \$1 of CSF funding. Using this leveraging ratio as a guide it is estimated that CSF contributions generated \$1.4 million in other donor or in-kind contributions from CSOs. By comparison, in FY07 CSF funds leveraged 67¢ in additional contributions for every \$1 of CSF funding and generated \$1.5 million in other donor or in-kind contributions. While CSF guidelines require implementing CSOs to leverage cost share, the guidelines do not outline punishments for lack of compliance nor rewards for meeting or surpassing expectations.

1.3 GRANT SIZE

Table 1: Average Grant Size and Variation

	Average Grant Size	Range of Grant Size
FY07	\$6,400	\$100 - \$20,000
FY08	\$5,563	\$338 - \$19,727

In FY08 CSF grant sizes were relatively consistent with those of FY07. The average FY08 grant size was \$5,563, a decrease of \$837 or 13 percent from the previous year. The standard deviation for all grants awarded in FY08 was \$2,602. Thus two-thirds of all grants distributed fell in the range of \$2,675-\$8,165. CSF guidelines recommend CSO grant sizes in range of \$5,000-\$7,000 with a recommended maximum of \$15,000.

1.4 AWARD RATES

Table 2: Average Grant Size and Variation

	Average Number of Proposal	Average Number of Awards
FY07	73	7 (10%)
FY08	63	7 (11%)

The participation rate and interest of CSOs in obtaining CSF funding remained constant in FY08. According to the FY08 survey of COs, the average CO maintained an award rate of 11 percent, receiving 73 proposals and awarding 7 grants. In FY07, the average 7 awards for 73 proposals, an award rate of 9.5 percent. In FY08 the number of applications received by COs for CSF funds ranged from 7 to 177.

1.5 BENEFICIARY TYPES AND PROGRAMMATIC THEMES

According to programmatic guidelines, CSF funds are to be spent on activities of “civic engagement.” Beneficiary types and programmatic themes are indicators of how COs are operationalizing the term “civic engagement;” providing the most concrete description of CSF work. Based on the FY08 survey there may have been some tendency among CSF grantees to work with beneficiaries or thematic areas that would be easiest to implement. While this is a theory in need of further verification that is some reason to believe that it may have merit. For instance, the most common thematic areas in FY08 included facilitating dialogue, disseminating information/ awareness raising, and empowerment. Operationally this translates into activities such as trainings, workshops, and information campaigns. More contentious activities such election monitoring or conflict mitigation less commonly performed.

1.5.1 Beneficiary Types

Reflecting World Bank themes and the success of the 2007 World Development Report for Youth in institutionalizing outreach to vulnerable groups, youth and children remain the most common CSF beneficiaries. In FY08, 91 percent of COs associated their program with this target group; comparing to 90 percent in FY07. Rural communities remained the second most common type of beneficiary. In FY08, some 88 percent of COs identified rural communities as a targeted beneficiary compared to 77 percent in FY07. Women and Girls became the third most targeted beneficiary type with 81 percent of COs indicating at least one of their CSF programs provided services to this group. This was a significant increase from FY07 when 51 percent of COs identified Women and Girls as targeted beneficiaries. These numbers may exemplify the increased understanding that with more concerted investment in women and girls, broader impact on development goals may be achieved.

Table 3: Beneficiaries

Beneficiaries	Percentage
Youth and Children	91%
Rural Communities	88%
Woman and Girls	81%
Disabled People	58%
Indigenous People/Ethnic Minorities	35%
Elderly	26%
Conflict-affected People	26%
People with HIV/AIDS	18%
Refugees/Displaced	14%
Other: Civil Servants, Families, Socially Vulnerable People, Cancer Patients, Former Inmates	19%

Note: Respondents were asked to indicate all beneficiary types that apply; enabling the selection of more than one beneficiary type. Therefore, the figures indicate what percentage of all COs fund at least one CSO working with a given beneficiary type.

1.5.2 Thematic Areas

CSF work supports civic engagement activities across a variety of thematic areas; allowing COs to use CSF funding as best suited for their circumstances. In FY08, the primary technical themes covered by grantees were facilitating dialogue, disseminating information/awareness raising, and children and youth. According to the FY08 field survey 84 percent of CSF grantees conducted programming classified as facilitating dialogue. The same percentage identified disseminating information and awareness raising as a programmatic theme. Some 81 percent of COs identified Youth and Children as a programmatic theme and 79 percent conducted programming classified as empowerment.

Table 4: Thematic Areas Supported by CSF in FY08

Thematic Areas	Percentage
Facilitating Dialogue	84%
Disseminating Information/ Awareness Raising	84%
Youth and Children	81%
Empowerment	79%
NGO Capacity Building	65%
Gender	49%
Service Deliveries	42%
Transparency/ Anti-corruption	40%
Natural Resource Conservation	35%
Electoral Participation	23%
Conflict Mitigation/ Resolution	19%
Other	2%
Infrastructure	0%

Note: Respondents were asked to indicate all beneficiary types that apply. Therefore, the figures indicate what percentage of all COs fund at least one CSO working in a given thematic area.

Part II: Partnerships, Knowledge Sharing, and Learning

2.1 PROGRAM PARTNERSHIP

Building partnerships and promoting knowledge sharing are central components of the CSF's technical approach to grassroots development. Approximately 88 percent of COs saw the CSF as a method for building CO partnerships in FY08. The most common partnership was with NGOs. Other CSF partners were community organizations, the public sector, the private sector, the media, and academic institutions.

Table 5: FY08 Partnership Types

NGOs	81%
Community Organizations	58%
Public Sector	58%
Private Sector	40%
Other Partnerships (Media and Academic Institutions)	28%

Note: COs were asked to indicate all that apply. Categories are not mutually exclusive.

Whereas much of the World Bank operates at a broader policy level that may focus engagement to the government and other national structures, CSF operates at the local level. Through meetings and events related to CSF work, COs are able to develop and foster relationships with grassroots leaders that allow them to triangulate information about country policies. As one CO wrote: "The Civil Society Fund complemented related country office programs such as the Post Conflict Fund, SAR Development Marketplace on HIV/AIDS and the CSF Youth Initiative."

Approximately 70 percent of COs reported that CSF programs directly or indirectly impacted the Country Assistance Strategy (CAS) or the Poverty Reduction Strategy Paper (PRSP). This makes the CSF more than just a reputational asset to the World Bank. Rather, it is a valuable tool for promoting the social development agenda through increased civic engagement of marginalized and vulnerable people

2.2 KNOWLEDGE SHARING AND LEARNING

Specific knowledge sharing mechanisms reported in FY08 included emails, newsletters, website postings, local media, internal meetings, workshops, conferences, and presentations. COs also used signing ceremonies as an opportunity to promote cooperation between former grant winners and previous grant winners. In an attempt to promote regional knowledge sharing Argentina, Paraguay, and Uruguay held their awards simultaneously and were connected via video conferencing.

In addition to promoting knowledge sharing with organizations outside the World Bank, the CSF is also an effective mechanism for promoting internal knowledge sharing. The CSF grantee selection process often involves country office staff from multiple departments. Through their

involvement with CSF staff not only build relationships with those outside their technical area, but also learn how to consider development issues from a social perspective.

Part III: Climate Change and the Demand for Good Governance

Due to interest from the CSF Steering Committee, the FY08 questionnaire asked COs about the use of CSF funds to address climate change and the demand for good governance, both key areas of current World Bank intervention.

3.1 CLIMATE CHANGE

Approximately 35 percent of respondent COs reported funding projects that targeted climate change. Regionally ECA and LCR each had 4 COs with projects targeting climate changes. EAP had the highest percentage (67 percent) of COs with projects targeting climate change.

Table 6: Regions with COs Using CSF Funds to Target Climate Change

	Yes	No	
AFR	3	8	27%
EAP	2	1	67%
ECA	4	10	29%
LCR	4	6	40%
MNA	1	1	50%
SAR	1	2	33%

3.2 DEMAND FOR GOOD GOVERNANCE

Approximately 65 percent of COs reported funding projects targeting good governance. The most countries with projects targeting good governance were in AFR (9) and ECA (7). EAP had the highest percentage of COs with projects targeting the demand for good governance (DFGG - 100 percent).

Table 7: Regions with COs Using CSF Funds to Target DFGG.

	Yes	No	
AFR	9	2	82%
EAP	3	0	100%
ECA	7	7	50%
LCR	6	4	60%
MNA	1	1	50%
SAR	2	1	67%

Part IV: Key Findings

Review of the FY08 surveys lead to conclusions consistent with those expressed in the FY07 report:

- Based on the types of beneficiaries and thematic program areas, there evidence to suggest that the term “civic engagement” is being operationalized in ways that are the least threatening to the established power structure.
- Many COs feel that strong proposals continue to go unfunded due to limited funds. This should be seen as an indicator that there is significant demand for small size grants CSF distributes.
- Sustainability remains a key concern. Due to the compressed funding cycle stipulating that organizations are not eligible for more than three grants within a five-year period, most work ends once the CSF funding period has expired. While 32 percent of COs in the FY08 survey reported that CSF funding served as a catalyst for additional work this was usually in the form of a workshop or other one-time event. There were no convincing examples that projects created self-perpetuating cycles necessary to drive long-term sustainability. Thus it can be concluded that either the results of CSF work are not being captured or that three years of funding is not adequate time for a pilot project to begin delivering results.
- The lack of a more robust comprehensive monitoring and evaluation system makes it difficult to capture the results from such a diverse project portfolio. As one CO stated: “We think that the CSF program would benefit from the introduction of a monitoring / follow- up component. In addition to ensuring that the monies disbursed are put to good use, this could assist in strengthening our one to-one relationships with the rest of civil society. One of the accusations leveled at the Bank in this part of the world is that we remain to be ‘removed’ from the outside world. Therefore, at the very least, the CSF program should try to influence the respective Country Offices to support this monitoring/follow-up effort.”

The following recommendations may address some of these concerns:

- Closer examination and discussion of what it means to operationalize the term “civic engagement” and whether CSF should continue to focus on funding projects who primary modus operandi are workshops and trainings or whether they should encourage more action-oriented activities such as election monitoring, and polling.
- In order to replicate and continue the work started under CSF, the implementing CSOs require one or more of the following: (i) a partner with a extensive experience or with more resources; (ii) strong leadership from the project coordinator; (iii) a strategy to connect to larger projects; (iv) increased support and commitment from the Country Director in order to provide high-level support; and (v) increased partnerships with donors to provide more financial opportunities. While it should be incumbent upon the CSO and not the World Bank to ensure long-term sustainability, the following programmatic changes could increase the likelihood of sustainability:
 - Change CSF guidelines to allow previous awardees to receive funding more frequently.

- Establishing a second fund to support projects that were successful under the initial CSF award.
- More strongly encourage grantees to form partnerships and consider the sustainability of grant activities. Many countries supported by extractive industries such as oil and gas have developed social funds. World Bank COs may be in a position to advocate that some of these funds go to support work initiated under CSF grants.
- Implementation of systematic monitoring and evaluation. Further study is needed to determine what sort of system would be appropriate given resource constraints.

Annex 1: Selected Projects

REG	Country	Vendor Name	Budget
AFR	SGP - Cameroon	CLUB DES JEUNES AVEUGLES REHABILITE	9,548.00
	SGP - Cameroon	CAMEROON ANTI CORRUPTION YOUTHS	2,550.45
	SGP - Cameroon	LOCAL YOUTH CORNER CAMEROON	4,000.00
	SGP - Cameroon	GIC LE VERT GIC D'ACTION SOCIAL	2,000.00
	SGP - Cameroon	GROUPE D'INITIATIVE COMMUNE	1,900.00
	SGP -DR Congo	EGLISE INTERCOMMUNAUTAIRE PRINCE	6,000.00
	SGP -DR Congo	INTERNATIONAL CONNEXION AGENCY (I.C	6,300.00
	SGP -DR Congo	O.I.R.C-ORG INTERNATIONALE POUR LA	7,200.00
	SGP - Tanzania	IWOYE - INITIATIVES FOR WOMEN	6,342.00
	SGP - Tanzania	WOMEN DEVELOPMENT AND CHILD HEALTH	7,000.00
	SGP - Tanzania	WISE-WOMEN IN SOCIAL ENTREPRENEURSH	5,957.00
	SGP - Tanzania	TAGRODE-TANZANIA GRASS ROOTS ORIENT	6,699.00
	SGP - Tanzania	TDFY-TANZANIA DEVELOPMENT FORUM	6,140.00
	SGP - Kenya	CNTR FOR GOVERNANCE AND DEVELOPMENT	7,000.00
	SGP - Kenya	OCIEP-ORIANG CHESHIRE INCLUSIVE	6,200.00
	SGP - Kenya	AFRICAN WOMAN AND CHILD FEATURE	6,250.00
	SGP - Kenya	COMMUNITY AID INTERNATIONAL (CAI)	6,250.00
	SGP - Kenya	ACCOUNTING STUDENTS ASSOCIATION	4,000.00
	SGP - Kenya	WATOTO COMPASSION (WC)	4,300.00
	SGP - Ethiopia	KEMBATAA WOMEN'S SELF-HELP CENTER	9,000.00
	SGP - Ethiopia	WOMEN AND CHILDREN DEVELOPMENT ORG.	6,750.00
	SGP - Ethiopia	SAFE HORIZON CHILDREN REHABILITATIO	2,600.00
	SGP - Ethiopia	DEVELOPMENT THE FAMILY TOGETHER	4,350.00
	SGP - Ethiopia	YESETOCH ENA HITSANAT BIRUH	3,000.00
	SGP - Ethiopia	EMSA-ETHIOPIAN MUSEUMS SUPPORT	4,300.00
	SGP-Swaziland	LITSEMBA LISEKHONA	5,128.71
	SGP-Swaziland	SIYKATSALELE IMPHILO YEFTU	5,128.71
	SGP-Swaziland	ASIHLANGANE MALINDZA	5,128.71
	SGP-Swaziland	VEZOKUHLE SAVINGS AND COOPERATIVE	5,128.71
	SGP - Mozambique	Kulima	10,000.00
	SGP - Mozambique	EVANGELIZACAO GERAL DE AJUDA AOS	6,100.00
	SGP - Mozambique	CPRD-CENTRO PROVINCIAL DE RECURSOS	10,000.00
	SGP - Mozambique	RADIO E TELEVISAO COMUNITARIA DE RI	10,000.00
	SGP - Mozambique	FONGZA - FORUM DAS ORGANIZACOES NAO	5,500.00
	SGP - Mozambique	MOCAMBIQUE DIGITAL	10,000.00
	SGP - Mozambique	CEMO-CENTRO DE ESTUDOS MOCAMBICANOS	7,000.00
	SGP - Mozambique	IBA - INICIATIVA BETANIA AFRICA	7,000.00
	SGP - Mozambique	AMOPROC-ASSOCIACAO MOCAMBICANA PARA	6,000.00
	SGP - Mozambique	FUSA - FAMILIA UNIDA PARA SOLIDARIE	3,400.00
	SGP - Mozambique	TECODATA -TRANSMISSAO E COMUNICACAO	10,000.00
	SGP - Ghana	Centre for Development Partnerships	31,780.65
	SGP - Nigeria	OSA FOUNDATION	5,833.09
	SGP - Nigeria	CENTRE FOR WOMEN YOUTH AND COMMUNIT	5,833.09
	SGP - Nigeria	CIVIL RIGHT CONCERN	5,833.09

REG	Country	Vendor Name	Budget
	SGP - Nigeria	CONNECTING GENDER FOR DEVELOPMENT	5,833.09
	SGP - Nigeria	FEED FOUNDATION EMPOWERMENT NETWORK	5,833.09
	SGP - Nigeria	CIVIL SOCIETY COALITION FOR POVERTY	5,833.09
	SGP - Angola	CIES-CENTRO DE INFORMAZIONE E	6,500.00
	SGP - Angola	APDCH-ALIANCA PARA A PROMOCAO E	5,000.00
	SGP - Angola	TUENDE-ASSOCIACAO DE APOIO A AUTO	5,000.00
	SGP - Angola	NUCLEO DE JORNALISTAS	7,500.00
	SGP - Angola	ANAACU-ASSOCIACAO DOS NATURAIS E	5,500.00
	SGP - Angola	ACADIR-ASSOCIACO COMUNITARIA PARA O	5,500.00
	SGP - Benin	ASSOCI. DES PERSONNES RENOVATRICES	1,488.62
	SGP - Benin	GROUPE D'ACTION POUR LE PROGRES	1,920.80
	SGP - Benin	ORTHOPHONISTE - MEMBRE FONDATEUR	1,476.62
	SGP - Benin	CRAP-CENTRE DE RECHERCHE ET D'ACTI	2,280.95
	SGP - Benin	COMPAGNIE DE THEATRE "LA VOIX DES	2,763.16
	SGP - Benin	UNION DES USAGERS DES MARCHES ET	1,932.81
	SGP - Benin	REDAD-RESEAU DE DEVELOPPEMENT	3,099.55
	SGP - Benin	GOLFE TELEVISION	1,922.20
	SGP - Benin	CENTRE DE RENOUVEAU EDUCATIF POUR	4,285.79
	SGP - Benin	CONSEIL NATIONAL DES ROIS DU BENIN	7,208.25
	SGP - Benin	RABEJ/SIDA	1,912.02
	SGP - Benin	PLANETE-VIE	2,461.03
	SGP - Benin	ASSOCIATION SUURU-BADU	2,546.92
	SGP - Congo	ASSOCIATION DES JEUNES POUR	14,967.79
	SGP - Congo	COMMISSION NATIONALE DE LUTTE CONTR	27,067.42
	SGP - Guinea	LES AMIS DU FUTUR	4,433.55
	SGP - Guinea	CEGUIFED-CENTRE GUINEEN DE FORMATI	5,831.06
	SGP - Guinea	AJVAH-ASSOCIATION DES JEUNES	4,785.84
	SGP - Guinea	UDEC-UNION POUR LE DEVELOPPEMENT ET	5,381.81
	SGP - Madagascar	ASSOCIATION LALONA	6,861.00
	SGP - Madagascar	ONG MANARINA	6,600.00
	SGP - Madagascar	ACCES ZON'OLOMBELONA	8,314.00
	SGP - Madagascar	ASSOCIATION HARDI MADAGASCAR	1,440.00
	SGP - Madagascar	FIKRIZAMA	3,611.00
	SGP - Madagascar	ASSOCIATION S.A.H.I.	5,858.00
	SGP - Mali	FECONG-FEDERATION DES COLLECTIFS	35,000.00
	SGP - Mauritania	ONG COMITE DE SOLIDARITE AVEC	9,699.58
	SGP - Mauritania	ONG GLOBE	6,126.05
	SGP - Mauritania	ONG ECO DEV	8,678.57
	SGP - Malawi	Wildlife and Environmental Society	4,270.45
	SGP - Malawi	ZODIAK BROADCASTING STATION	5,186.46
	SGP - Malawi	PARADISO HOUSE HOME BASED CARE	6,370.08
	SGP - Malawi	MEDIA COUNCIL OF MALAWI	7,117.41
	SGP - Malawi	FORUM FOR AFRICAN WOMEN EDUCATION-	3,964.40
	SGP - Malawi	CHILD DEVELOPMENT SUPPORT ORG.	3,991.44
	SGP - Malawi	LAKE MALAWI PROJECTS	3,914.58
	SGP - Rwanda	LES ENFANTS DE DIEU	8,694.85
	SGP - Rwanda	FEDERATION NATIONALES DES PERSONNES	7,283.97

REG	Country	Vendor Name	Budget
	SGP - Rwanda	RWANDA UNION OF THE BLIND	8,616.56
	SGP - Rwanda	TRANSPARENCY RWANDA A.S.B.L (TR)	8,287.45
	SGP - Rwanda	CESTRAR-CENTRALE DES SYNDICATS DES	8,288.04
	SGP - Sudan	THE HUMAN WELLBEING FOUNDATION	5,000.00
	SGP - Sudan	AL-KHATIM ADLAN CENTRE FOR	6,000.00
	SGP - Sudan	WOMEN AND PROMOTION ASSOCIATION	3,000.00
	SGP - Sudan	DELTA AFRICA CONSULTANCIES	5,000.00
	SGP - Sudan	THE NATIONAL CENTRE FOR PEACE	6,000.00
	SGP - Sierra Leone	YOUTH FOR SIERRA LEONE IMPROVEMENT	2,500.00
	SGP - Sierra Leone	DESERET WOMEN DEVELOPMENT ORG	2,000.00
	SGP - Sierra Leone	SIERRA LEONE ASSOCIATION OF JOURNAL	2,000.00
	SGP - Sierra Leone	CHILDREN AND WOMEN EMPOWERMENT	3,000.00
	SGP - Sierra Leone	NATIONAL YOUTH AWARENESS FORUM	3,000.00
	SGP - Sierra Leone	SAVE HUMANITY FOUNDATION	2,500.00
	SGP - Sierra Leone	FET DI PO-SIERRA LEONE	3,000.00
	SGP - Sierra Leone	MOVEMENT FOR RESETTLEMENT & RURAL	2,000.00
	SGP - Sierra Leone	RESCUE AUXILIARY PARTNERS-SIERRA LE	5,000.00
	SGP - Sierra Leone	SIERRA LEONE TRADERS UNION	2,000.00
	SGP - Sierra Leone	COMMONWEALTH YOUTH DIALOGUE FORUM	2,000.00
	SGP - Sierra Leone	MALTA-MOYEAMA AGRICULTURAL LAND	3,000.00
	SGP - Togo	AIDSS-TOGO ACTIONS ET INITIATIVES P	1,920.80
	SGP - Togo	ABPODE - AGIR DE LA BASE POUR LE	1,920.80
	SGP - Togo	CSTT - CONFEDERATION SYNDICALE DES	3,601.50
	SGP - Togo	GF2D CRIFF	3,601.50
	SGP - Togo	JEUNES VOLONTAIRES POUR	3,601.50
	SGP - Togo	INSTITUT AFRICAIN POUR LE DEVELOPPE	3,601.50
	SGP - Togo	LES AMIS DE LA TERRE-TOGO	2,881.20
	SGP - Togo	REJED-TOGO-RESEAU DES JEUNES POUR L	3,601.50
	SGP - Togo	GROUPE DE REFLEXION DES CHEFS	3,361.40
	SGP - Togo	RADDEL - RESEAU D'APPUI A LA	2,881.20
	SGP - Togo	CONSEIL CONSULTATIF DES FEMMES	3,601.50
	SGP - Zimbabwe	SCRIPTURE UNION ZIMBABWE	10,000.00
	SGP - Zimbabwe	DEVELOPMENT AID FROM PEOPLE TO PEOP	15,000.00
	SGP - Zimbabwe	CHRISTIAN CARE	10,000.00

REG	Country	Vendor Name	Budget
EAP	SGP - China	SHIJIAZHANG GREEN OLIVE ENVIRONMEN	9,000.00
	SGP - China	GUANGXI GREEN SHADE WOMEN ADVISORY	7,200.00
	SGP - China	HEFEI SPRING SPROUT DISABLED PERSON	9,800.00
	SGP - China	GANSU YIXIN PSYCHOLOGICAL ADVISORY	9,000.00
	SGP - Laos	BAN NON SA ART VILLAGE GROUP (BNS)	5,500.00
	SGP - Laos	HELVETAS, LAO PDR	7,100.00
	SGP - Laos	THE WILD LIFE CONSERVATION SOCIETY	9,859.00
	SGP - Laos	GREEN CONSERVATION SOCIETY (GCS)	6,170.00
	SGP - Laos	LAO RADIO PROGRAMMERS ASSOCIATION	6,371.00
	SGP - Philippines	PINE TREE	9,070.30
	SGP - Philippines	POCHON AND MAANICHAR CENTENNIAL	22,675.74
	SGP - Cambodia	CENTER FOR DEVELOPMENT	6,600.00
	SGP - Cambodia	COOPERATION COMMITTEE FOR CAMBODIA	6,800.00
	SGP - Cambodia	CARDH-CAMBODIAN ASSOCIATION FOR RUR	5,000.00
	SGP - Cambodia	BUDDHISM AND DEMOCRACY ORGANIZATION	7,600.00
	SGP - Cambodia	RHAC-REPRODUCTIVE HEALTH ASSOCIATIO	9,000.00
	SGP - Thailand	ChumchonThai Foundation	10,000.00
	SGP - Thailand	YOUTH NETWORK STRENGTHENING	10,000.00
	SGP - Thailand	ORGANIC AGRICULTURE PROMOTION	10,000.00

REG	Country	Vendor Name	Budget
ECA	SGP - Armenia	Open Society Institute Assistance	35,000.00
	SGP - Azerbaijan	GELECEYE KORPU YOUTH UNION	338
	SGP - Azerbaijan	"BIRGE" YOUTH INITIATIVE CENTER	6,380.00
	SGP - Azerbaijan	TEBIET VE HAYAT LTD	3,400.00
	SGP - Azerbaijan	SAGLAM INKISHAF VE MAARIFLENDIRME	8,907.00
	SGP - Azerbaijan	SOCIAL - ECOLOGICAL CENTER " EKOSFE	10,975.00
	SGP - Bosnia and Herz	ASSOCIATION BOSNIAN COMMITTEE BOSPO	5,600.00
	SGP - Bosnia and Herz	UDRUZENJE RODITELJA ADA.	4,000.00
	SGP - Bosnia and Herz	ASSOCIATION OF CITIZENS "OAZA" TRE	6,000.00
	SGP - Bosnia and Herz	WOMENS ASSOCIATION " KLJUICKI BISERI	5,000.00
	SGP - Bosnia and Herz	CENTAR ZA KREATIVNO ODRASTANJE	6,000.00
	SGP - Bosnia and Herz	ASSOCIATION OF PARAPLEGICS - DOBOJ.	2,400.00
	SGP - Bosnia and Herz	DNEVNI CENTAR-KUCA OTVORENOG SRCA	6,000.00
	SGP - Bulgaria	ASSOCIATION-SOUTH-WEST ENTERPRISE	5,058.00
	SGP - Bulgaria	ASSOCIATION OF ENTREPRENEURS	8,293.00
	SGP - Bulgaria	CULTURAL CENTRE H. NENCHO D. PALAVE	6,800.00
	SGP - Belarus	BELARUS STATE PEDAGOGICAL UNIVERSIT	5,017.56
	SGP - Belarus	PUBLIC ASSOCIATION "COUNTRY ESCAPE"	10,035.13
	SGP - Belarus	WOMEN FOR RESTORATION OF NARACH	10,032.76
	SGP - Belarus	BELORUSSIAN SOCIETY OF CONSUMERS	10,035.13
	SGP - Belarus	PUBLIC ASSOCIATION "KESHER"	10,004.77
	SGP - Georgia	GEORGIAN YOUNG MEDICS' UNION	7,000.00
	SGP - Georgia	GURIA YOUTH RESOURCE CENTER	7,000.00
	SGP - Georgia	ASSOCIATION OF HELPING CHILDREN	6,989.52
	SGP - Georgia	UNION WE THE GREENS	6,931.00

REG	Country	Vendor Name	Budget
	SGP - Georgia	KUTAISI EDUCATION, DEVELOPMENT	6,914.00
	SGP - Croatia	APEO - ASSOCIATION FOR THE PROMOTIO	3,750.00
	SGP - Croatia	COMMITTEE FOR HUMAN RIGHTS KARLOVAC	3,750.00
	SGP - Croatia	UDRUGA IZVOR - HRVATSKI CUNTIC	3,600.00
	SGP - Croatia	CAKULA KROZ ZIVOT	4,300.00
	SGP - Croatia	CROATIAN DEBATING ASSOCIATION HDD	3,600.00
	SGP - Croatia	LABIN ART EXPRESS XXI	3,750.00
	SGP - Croatia	HOMO - UDRUGA ZA ZASTITU LJUDSKIH	4,100.00
	SGP - Croatia	KRKA - EKO UDRUGA	5,400.00
	SGP - Croatia	ARS PUBLICA	3,750.00
	SGP - Krygyz Rep.	INTRO. AND DEVELOPMENT OF INNOVATIO	3,500.00
	SGP - Krygyz Rep.	CHARITY FUND "OUR CHILDREN"	3,500.00
	SGP - Krygyz Rep.	AK-SHURU	4,500.00
	SGP - Krygyz Rep.	CENTER FOR ECOLOGICAL EDUCATION	3,900.00
	SGP - Krygyz Rep.	ZAMANDASH	4,000.00
	SGP - Krygyz Rep.	KUT BILIM SAMAT	3,500.00
	SGP - Krygyz Rep.	DJEI AR	4,500.00
	SGP - Krygyz Rep.	ATUUL	3,500.00
	SGP - Krygyz Rep.	AISENUR	4,100.00
	SGP - Krygyz Rep.	NGO "WESA" - WOMEN IN ENTERPRISE	5,200.00
	SGP - Krygyz Rep.	ADEP	4,800.00
	SGP - Kosovo	ASSOCIATION OF PARAPLEGICS	6,984.00
	SGP - Kosovo	SPORT SANS FRONTIERES	7,000.00
	SGP - Kosovo	DOWN SYNDROME KOSOVA	5,995.00
	SGP - Kosovo	KOSOVAR CATHOLIC CHURCH CARITAS	6,996.50
	SGP - Kosovo	"ECAT TIRANA" QENDER PER ADMINISTRI	4,460.00
	SGP - Kosovo	YOUTH INITIATIVE FOR HUMAN RIGHTS	8,000.00
	SGP - Kosovo	PER NJE VIZION BASHKOHOR RROM	4,040.00
	SGP - Kosovo	GRUAJA PER ZHVILLIMIN TURISTIK	4,440.00
	SGP - Kosovo	MBESHTETJE, INFORMACION, KUJDES	3,800.00
	SGP - Kosovo	TRANSBORDER WILDLIFE	4,580.00
	SGP - Kosovo	FORUMI I GRUAS ELBASAN	4,180.00
	SGP - Kosovo	FORUMI I PAVARUR I GRUAS SHQIPTARE	4,450.00
	SGP - Kosovo	INSTITUTI SHQIPTAR I MEDIAS	5,050.00
	SGP - Kazakhstan	Social Corporative Fund Zubr	5,810.00
	SGP - Kazakhstan	PF CREATIVITY CENTER FOR CHILDREN	5,940.00
	SGP - Kazakhstan	PUBLIC FOUNDATION "DOM"	5,810.00
	SGP - Kazakhstan	PF TOMIRIS-SUPPORT CENTER FOR CHILD	5,820.00
	SGP - Kazakhstan	PUBLIC FOUNDATION "BLAGO"	5,810.00
	SGP - Kazakhstan	PUBLIC FOUNDATION "ARAL TENIZI"	5,810.00
	SGP - Moldova	NGO PROSPERITY	2,700.00
	SGP - Moldova	NGO " LAND STRATEGIC DEVELOPMENT	4,800.00
	SGP - Moldova	NGO UNEMPLOYED AND VULNERABLE PEOPL	4,100.00
	SGP - Moldova	NGO "RURAL DEVELOPMENT AGENCY HABIT	5,200.00
	SGP - Moldova	NGO "ECO-RAZENI"	5,000.00
	SGP - Moldova	NGO PARENTS ASSOCIATION FROM THE LO	1,600.00
	SGP - Moldova	NGO " EDUCATORS AND PARENTS	1,700.00

REG	Country	Vendor Name	Budget
	SGP - Moldova	NGO "DNIESTER RIVERBANKS"	3,400.00
	SGP - Moldova	NGO "MOLDOVA ECOLOGY MOVEMENT	4,500.00
	SGP - Moldova	NGO "INFO-TERRA" (ASOCIATIA OBSTEAS	2,000.00
	SGP - Poland	FUNDACJA WSPIERANIA INICJATYW	9,000.00
	SGP - Poland	FUNDACJA PSF CENTRUM KOBIET	6,500.00
	SGP - Poland	FUNDACJA IM. TOMKA BYRY. EKOLOGIA	11,000.00
	SGP - Poland	PRACOWNIA NA RZECZ WSZYSTKICH ISTOT	7,000.00
	SGP - Romania	ASOCIATIA "FAMILIA SI VIATA"	4,260.00
	SGP - Romania	ASOCIATIA GRUPUL DE ACTIUNE LOCALA	4,600.00
	SGP - Romania	C.R.O.N.O-CENTRUL DE RESURSE PENTRU	4,800.00
	SGP - Romania	ASOCIATIA GHIDELOR SI GHIZILOR DIN	4,900.00
	SGP - Romania	A.D.C. PANAGHIA-ASOCIATIA PENTRU	2,340.00
	SGP - Romania	AGLT-ASOCIATIA GRUPURILOR LOCALE	4,800.00
	SGP - Romania	FUNDATIA PENTRU TINERET ELMI	4,500.00
	SGP - Romania	ASOCIATIA "MAINI INTINSE"	4,800.00
	SGP - Slovakia	Open Society Foundation	35,000.00
	SGP - Tajikistan	PUBLIC ORGANIZATION "YOUTH GROUP	4,575.00
	SGP - Tajikistan	PUBLIC ASSOCIATION "CIVIL SOCIETY	5,050.00
	SGP - Tajikistan	PUBLIC ASSOCIATION "DETI PAMIRA"	5,420.00
	SGP - Tajikistan	RAYON PUBLIC ORGANIZATION "JASORAT"	3,444.35
	SGP - Tajikistan	PUBLIC ASSOCIATION "SHAVKAT-MERCY"	4,548.00
	SGP - Tajikistan	NANSMIT - NATIONAL ASSOCIATION	5,602.00
	SGP - Tajikistan	PUBLIC ORGANIZATION "ROHNAMO"	6,653.00
	SGP - Turkmenistan	Turkmen Society of Blind and Deaf	6,600.00
	SGP - Turkmenistan	LEBAP BRANCH OF THE PUBLIC UNION	4,930.00
	SGP - Turkmenistan	NGO AGAMA	5,100.00
	SGP - Turkmenistan	HEALTH INFORMATION CENTER	6,735.00
	SGP - Turkmenistan	Sport Club Aikido-Lachin	5,684.00
	SGP - Turkmenistan	INFORMATION CENTER OF TOURISM	5,951.00
	SGP - Russia	INDEPENDENT ENVIRONMENT RATING AGEN	7,000.00
	SGP - Russia	TOGLIATTI COMMUNITY FOUNDATION	7,000.00
	SGP - Russia	CHARITABLE ORG "FUND" THE SOCIAL P	8,000.00
	SGP - Russia	KGOO "SOVET MATEREY"	7,164.00
	SGP - Russia	ANO ORGANIZATION "VECTOR DRUZGBY"	5,854.00
	SGP - Turkey	GAZIANTEP GENCLIK VE KULTUR DERNEGI	3,950.00
	SGP - Turkey	SOKAKTA CALISAN COCUKLARA YADRIM	3,900.00
	SGP - Turkey	ANADOLU KALKINMA VE EGITIM DERNEGI	5,000.00
	SGP - Turkey	AILE DANISMANLIGI VE EGITIMI DERNEG	5,000.00
	SGP - Turkey	ATATURK UNIVERSITESI, FELSEFE ORREN	2,868.00
	SGP - Turkey	MARDIN BELEDIYESI ENGELLILER BIRIMI	4,750.00
	SGP - Turkey	SANLIURFA COK AMACLI TOPLUM MERKEZI	4,682.00
	SGP - Turkey	GUN ISIGI EGITIM KULTUR VE SOSYAL	4,850.00
	SGP - Uzbekistan	"TADBIRKOR AYOL" BUSINESS WOMEN	6,134.00
	SGP - Uzbekistan	"AVICENNA" ASSOCIATION OF PEDIATRIC	6,546.00
	SGP - Uzbekistan	PROMETEI" CENTER FOR YOUNG PEOPLE	4,849.00
	SGP - Uzbekistan	MAKHALLA FOUNDATION	6,052.00
	SGP - Uzbekistan	"ECOMAKTAB" ECOLOGY-RESOURCE CENTER	4,480.00

REG	Country	Vendor Name	Budget
	SGP - Uzbekistan	KALB NURI" THE CENTER FOR SOCIAL	6,939.00
	SGP - Yugoslavia	UZICE CHILD RIGHTS CENTER	3,500.00
	SGP - Yugoslavia	PHILANTHROPY	3,500.00
	SGP - Yugoslavia	CLUB UNESCO	3,498.00
	SGP - Yugoslavia	UG KOKORO	3,497.00
	SGP - Yugoslavia	VOLUNTEERS CENTER	3,482.00
	SGP - Yugoslavia	NGO OPTIMIST	3,715.00
	SGP - Yugoslavia	TERRA'S	3,500.00
	SGP - Yugoslavia	CENTAR PLUS - CREATIVE EDUCATION	3,461.00
	SGP - Yugoslavia	CITIZENS ASSOCIATION "SINGLE PARENT	3,500.00
	SGP - Yugoslavia	ASSOCIATION OF HUNGARIAN EDUCATOR	3,250.00

REG	Country	Vendor Name	Budget
LCR	SGP - Argentina	FUNDACION UNIVERSIDAD DE PERIODISMO	5,067.00
	SGP - Argentina	DESDE ABAJO CINE ASOCIACION CIVIL	5,067.00
	SGP - Argentina	NUESTRAS HUELLAS ASOCIACION CIVIL	5,067.00
	SGP - Argentina	COOPERATIVA DE TRABAJO PROMOTORES	5,067.00
	SGP - Argentina	CENTRO DE PROMOCION Y DESARROLLO	5,067.00
	SGP - Argentina	Fundacion SES	6,000.00
	SGP - Argentina	FUNDACION "DE TU MANO"	5,067.00
	SGP - Argentina	FUNDACION ALTERNATIVA SOCIAL Y EDUC	5,067.00
	SGP - Bolivia	NATURALEZA TIERRA VIDA (NATIVA)	4,132.23
	SGP - Bolivia	ASOCIACION DE DESARROLLO INTEGRAL	3,546.83
	SGP - Bolivia	CISTEM-CENTRO DE INVESTIGACION SOCI	3,787.88
	SGP - Bolivia	ASOCIACION CIVIL NUSAMO	3,030.30
	SGP - Bolivia	ASOCIACION VITALICIA	3,856.75
	SGP - Bolivia	CEDESCO-CENTRO DE DESARROLLO	2,341.60
	SGP - Bolivia	FUNDACION RENACER	3,856.75
	SGP - Bolivia	AYNISUYU-TERRITORIO DE LA	1,515.15
	SGP - Bolivia	COIJ-COORDINADORA DE ORGANIZACIONES	3,808.54
	SGP - Bolivia	PARROQUIA CRISTO REY	2,548.21
	SGP - Bolivia	CENTRAL INDIGENA DE COMUNIDADES DE	2,479.34
	SGP - Colombia	RED DEPARTAMENTAL DE JUVENTUD	3,827.24
	SGP - Colombia	CORPORACION PARA EL DESARROLLO	3,827.24
	SGP - Colombia	PASTORAL JUVENIL DIOCESIS DE QUIBDO	3,827.24
	SGP - Colombia	ORG. AMBIENTAL AMIGOS DEL PARAMO O	3,827.24
	SGP - Colombia	CORPORACION NOMADA	3,827.24
	SGP - Colombia	ASOCIACION CAMPAMENTOS JUVENILES	3,827.24
	SGP - Colombia	COLOMBIA SIGLO XXL	3,827.24
	SGP - Colombia	PUNTO Y CAMBIO S.U.	3,827.24
	SGP - Colombia	CORPORACION COLECTIVO DE	3,827.24
	SGP - Peru	ONG ALLPANCHIS	2,800.00
	SGP - Peru	UNIVERSIDAD COHERENTE	4,500.00
	SGP - Peru	ASOCIACION CASA ALTERNATIVA JOVEN	4,500.00
	SGP - Peru	CEDESOS-CENTRO PARA EL DESARROLLO	4,800.00
	SGP - Peru	ASOCIACION DE YACHACHIQ SOLCODE	4,700.00
	SGP - Peru	Asociacion Civil Chuya Soncco	4,700.00

REG	Country	Vendor Name	Budget
	SGP - Peru	CEIPADEH-CENTRO DE ESTUDIOS	4,600.00
	SGP - Peru	GACEM-GESTION AMBIENTAL & CAPACITAC	4,600.00
	SGP - Venezuela	ASOCIACION VENEZOLANA PARA UNA	11,642.53
	SGP - Venezuela	ASOCIACION CIVIL BANCO DEL LIBRO	9,314.02
	SGP - Venezuela	ASOCIACION DE MUJERES POR EL BIENES	6,193.82
	SGP - Venezuela	CATEDRA DE LA PAZ Y DH	12,108.23
	SGP - Venezuela	CENTRO INTERNACIONAL DE FORMACION	9,640.01
	SGP - Dominican Republic	FUNDACION TAIGUEY	11,976.51
	SGP - Dominican Republic	SODECOGUA-SOCIEDAD DE DESARROLLO	6,150.00
	SGP - Dominican Republic	FUSABI-FUNDACION SALUD Y BIENESTAR	11,000.00
	SGP - Dominican Republic	CEAPA-CENTRO DE APOYO AQUELARRE, IN	5,850.00
	SGP - Dominican Republic	PARTICIPACION CIUDADANA	12,000.00
	SGP - Ecuador	JCI CUENCA - FUNPAROL	5,000.00
	SGP - Ecuador	FUNDEC-FUNDACION DE DESARROLLO	5,000.00
	SGP - Ecuador	APRODIC-ASOCIACION DE PROMOTORES	5,000.00
	SGP - Ecuador	FUNDACION SERVICIOS INTEGRADOS PARA	5,000.00
	SGP - Ecuador	FENEDIF-FEDERACION NACIONAL DE	5,000.00
	SGP - Ecuador	CENTRO ECOLOGICO ZANJA ARAJUNO	5,000.00
	SGP - Ecuador	ASOCIACION MONTUBIA PEDRO ANTONIO	5,000.00
	SGP - Mexico	FUNDACION CASA ALIANZA MEX., IAP.	5,062.19
	SGP - Mexico	KAJ JELA'AN, A.C.	5,062.19
	SGP - Mexico	OMPDI	5,062.19
	SGP - Mexico	UDEM	5,062.19
	SGP - Mexico	INST. PARA EL DES. INTEGRAL DEL	5,062.19
	SGP - Mexico	SERVICIO, DESARROLLO Y PAZ, AC	5,062.19
	SGP - Mexico	FUNDACION RENACIMIENTO, I.A.P.	5,062.19
	SGP - Guatemala	ASOCIACION GREMIAL DEL	19,727.36
	SGP - Nigaragua	CEDEHCA-Centro de Derechos Humanos	10,003.99
	SGP - Nigaragua	ALCALDIA MUNICIPAL CIS COMISION MUN	5,002.02
	SGP - Nigaragua	LIKARMA-ASOC JOVENES INDIGENAS COST	5,002.02
	SGP - Nigaragua	URACCAN	10,003.99
	SGP - Paraguay	FUNDACION EN ALIANZA	4,993.89
	SGP - Paraguay	CRUZ ROJA PARAGUAYA	4,993.89
	SGP - Paraguay	CENTRO CULTURAL GARDENIA - ADEXTRA	4,993.89
	SGP - Paraguay	ASOCIACION GLOBAL	4,993.89
	SGP - Paraguay	FEDEM-FEDERACION DE ENTIDADES	4,993.89
	SGP - Paraguay	ASOCIACION DE SCOUTS DEL PARAGUAY	4,993.89
	SGP - Paraguay	Fundacion Paraguaya de Cooperac.	4,993.89
	SGP - Honduras	OFICINA MUNICIPAL DE LA MUJER	14,921.59
	SGP - Honduras	RED MUNICIPAL DE MUJERES	4,973.86
	SGP - Uruguay	UN TECHO PARA MI PAIS - URUGUAY	5,000.00
	SGP - Uruguay	VIDA Y EDUCACION	5,000.00
	SGP - Uruguay	FUNDACION PLENARIO DE MUJERES DEL	5,000.00
	SGP - Uruguay	VIAS	5,000.00

REG	Country	Vendor Name	Budget
	SGP - Uruguay	ASOCIACION DOWN DEL URUGUAY	5,000.00
	SGP - Uruguay	Iniciativa Latinoamericana	5,000.00
	SGP- El Salvador	FESPAD	7,000.00
	SGP- El Salvador	FUNDE	8,000.00
	SGP- El Salvador	FUSADES	5,000.00

REG	Country	Vendor Name	Budget
MNA	SGP - Egypt	YOUNG MUSLIM ASSOCIATION	12,500.00
	SGP - Egypt	AL KHAIR NGO FOR COMPREHENSIVE	5,000.00
	SGP - Egypt	WOMEN'S HEALTH IMPROVEMENT	12,500.00
	SGP - Egypt	POPULATION AND DEVELOPMENT SERVICE	5,000.00
	SGP - Yemen	AL HAYAT ASSOCIATION FOR WOMEN	6,450.00
	SGP - Yemen	AL AMAL SOCIETY	7,000.00
	SGP - Yemen	SHERYAN A SHERYAN AL HAYAH SOCIETY	5,200.00

REG	Country	Vendor Name	Budget
SAR	SGP - India	SOSVA TRAINING AND PROMOTION INSTIT	6,854.83
	SGP - India	YOJANA	7,987.81
	SGP - India	AJAGAR SOCIAL CIRCLE	1,958.52
	SGP - India	CYSD-CENTRE FOR YOUTH AND SOCIAL	12,980.20
	SGP - Nepal	AYON-Association of Youth Org Nepal	18,423.75
	SGP - Pakistan	SUKAAR FOUNDATION	6,820.03
	SGP - Pakistan	INTERACTIVE RESOURCE CENTRE	7,321.50
	SGP - Pakistan	WESS-WATER, ENVIRONMENT & SANITATIO	6,920.32
	SGP - Pakistan	CHILDREN'S RESOURCES INTERNATIONAL	7,020.62
	SGP - Sri Lanka	LOWER UVA DEVELOPMENT CENTER	4,617.53
	SGP - Sri Lanka	MARGA INSTITUTE	4,984.70
	SGP - Sri Lanka	WOMEN FOR PEACE AND GOOD GOVERNANCE	5,529.90
	SGP - Sri Lanka	PEOPLE"S SERVICE COUNCIL	4,626.80
	SGP - Sri Lanka	UVA FARMENRS DEVELOPMENT FOUNDATION	4,093.88
	SGP - Sri Lanka	SAVIYA DEVELOPMENT FOUNDATION	4,654.61
	SGP - Sri Lanka	ENVIRONMENT & COMMUNITY DEVELOPMENT	4,620.31

TOTAL GRANT FUNDING	2,266,976.28
----------------------------	---------------------

Annex 2: Questionnaire

FY08 CSF ANNUAL REPORT COORDINATOR QUESTIONNAIRE

This questionnaire is an opportunity for country office CSF coordinators to give valuable feedback and input and assist with stocktaking of the CSF in FY08 in order to identify challenges as well as innovative field work. Your answers will form the basis for the CSF annual report and your suggestions to be presented to the steering committee. Thus your participation and thorough responses are kindly requested. Please include your comments in this Word document and submit your completed questionnaire to Joseph Hamilton Paine (jpaine@worldbank.org) by Wednesday, October 15.

I. General:

- a. Region: _____
- b. Country Office: _____
- c. Number of proposals received in FY08: _____
- d. Proposals funded: _____

II. Grant Financing Data:

- a. World Bank CSF Allocation: _____
- b. Total CSF funds disbursed in FY08: _____
- c. Total FY08 NGO contributions (financial or in-kind): _____
- d. Other donor contributions (please specify): _____

Donor Type	Amount (US\$)
International CSO/foundations:	
Multilateral:	
Regional Organizations:	
Local CSO:	
Others (specify):	
Total:	

- e. Total CSF funding portfolio (b+c+d): _____
- f. Average grant size provided to awardees: _____
- g. Please estimate how much money your Country Office contributed to support CSF in FY08: _____

Where did these funds originate? _____

III. Beneficiaries:

- a. Please estimate the number of beneficiaries resulting from grants awarded in FY08: _____
- b. What types of beneficiaries will your FY08 grantees target with their activities (tick all that apply)

- Youth and Children
- Rural communities
- Women and Girls
- Indigenous Peoples/ Ethnic Minorities
- People with HIV/AIDS
- Disabled
- Conflict-affected people
- Elderly
- Refugees/Displaced
- Other Groups (specify): _____

- c. Is your Country Office making use of an external administrator in relation to CSF grant? _____
If so, please describe the roles and responsibilities of the external administrator (tick all that apply):
 - Disbursement of funds
 - Proposal review
 - Grantee selection
 - Monitoring and Evaluation
 - Other roles: _____

IV. Program Partnerships:

- a. In FY08 did your CSF establish or foster partnership with:
 - Community Organizations
 - NGOs
 - Private Sector
 - Public Sector
 - Other: _____

- b. How have these partnerships offered benefits to your CAS or PRSP?

V. CSF Program Activities:

How did your FY08 program activities meet the global CSF goal of increasing the engagement of marginalized and vulnerable people in the country's development process? (Note: Please feel free to use the same text as in the FY08 Application. This is an acceptable response.)

- a. Themes
As a sub-sector to civic engagement what other thematic areas did your program activities exemplify? Tick all that apply:
 - Service deliveries
 - Transparency/ Anti-corruption
 - Empowerment
 - Natural resource conservation
 - Electoral participation
 - Capacity building of NGOs
 - Facilitating dialogue
 - Youth and Children
 - Gender
 - Disseminating information and awareness raising
 - Infrastructure
 - Others: _____
 - Conflict mitigation/ resolution

b. Sector Areas

Which sector areas do your FY08 grant activities focus on? Tick all that apply:

- | | |
|---|--|
| <input type="checkbox"/> Economic Policy | <input type="checkbox"/> Public Sector Governance |
| <input type="checkbox"/> Education | <input type="checkbox"/> Resource Management |
| <input type="checkbox"/> Energy and Mining | <input type="checkbox"/> Rural Sector |
| <input type="checkbox"/> Environment | <input type="checkbox"/> Social Development |
| <input type="checkbox"/> Global Information/
Communications Technology | <input type="checkbox"/> Social Protection |
| <input type="checkbox"/> Health, Nutrition and Population | <input type="checkbox"/> Transport |
| <input type="checkbox"/> Private Sector Development | <input type="checkbox"/> Water Supply and Sanitation |

c. Strategic Focus

- Was your country office a recipient of an FY08 Regional Initiative Grant?
- In what way did your country target CSF activities on agriculture for development?
- In what way did your country target CSF activities on climate change?
- In what way did your country target CSF activities on the demand for good/better governance?

d. Please describe in 4-5 sentences one of your grantee success stories.

e. Have any of your grantee activities been a catalyst for additional work? Please do not limit your response to work carried out in FY08.

f. Learning and Knowledge Sharing

- How are lessons learned from CSF activities being shared both internally and externally? Please be specific and provide examples.
- How has FY08 CSF programming increased awareness of social development (civic engagement) issues within the country office?

g. Scale-up:

- Please describe any CSF programming that is currently being replicated or taken to scale.
- Please describe the primary obstacles in taking CSF activities to scale.

VI. Success/ Lessons Learned

- Please describe any results achieved by your FY07 awardees.
- In FY08, what was your country's CSF biggest accomplishment?
- What are the key lessons learned from CSF activity implementation?
- How well does the increased level of civic engagement encouraged by the grants translate to the community level? Please be specific and provide examples of any.

VII. CSF Program

- Other than increased funding, how might the CSF program be improved?
- Please provide three quotes from grantees that exemplify their experiences.
- Please provide three digital photos (high resolution preferred) of activities funded by CSF in your country.

Please submit completed questionnaire to Joseph Hamilton Paine- jpaine@worldbank.org. Feel free to contact Hamilton at any time should you have any questions.

*****Thank you for your time and continued support of the CSF*****

Annex 3: CSF Steering Committee Members



SOCIAL DEVELOPMENT CIVIL SOCIETY FUND STEERING COMMITTEE MEMBERS FY08/FY09

	Member	Title/Affiliation	Alternate	Title/Affiliation
1	SDV Caroline Kende-Robb (Chair)	Sector Manager	n/a	n/a
2	SDV Rob Chase (Co-Chair)	Team Leader CDDLG	Yaa Oppong	Sr. Social Development Specialist
3	EXT Jeff Thindwa	Sr. Civil Society Specialist EXTIA	John Garrison	Sr. Communications Officer EXTIA
4	OPCS Janet Entwistle	Sr. Partnership Specialist OPCDF	Fillipo Cavassini	OPCVP
5	AFR Sarah Michael	Social Development Specialist	Emilie Rees Smith	AFTCS
6	EAP Angela Khaminwa	Social Development Specialist		GDLN Coordinator
7	ECA Jan Pakulski	Sr. Social Development & Civil Society Specialist EASSD & ECSSD	Elisaveta Kokotanova	ECSSD
8	LCR Pilar Larreamendy	Sr. Social Development Economist		
9	MNA Knut Opsal	Sr. Social Scientist	Andrea Liverani	Social Development Specialist
10	SAR Samantha Forusz	Sr. Social Development Specialist	Abdu Muwonge	Economist
11.	SDV Kury Cobham	Operations Officer, CSF Secretariat	n/a	n/a