



State of the Urban Sector: ECA

Urban Sector Day, March, 2009

**Wael Zakout
Sector Manager
ECSSD**



Outline

- Regional trends and context
- Taking stock – what we have achieved?
- Charting future directions – where are we heading?
- Challenges ahead



The Context: key regional characteristics

- **Demographics:** Many ECA countries still urbanizing
- **Decentralization:** Municipalities gaining new responsibilities but limited capacity
- **Competitiveness:** Internal and external competitive environmental that requires cities to work well
- **Investment demand:** Reemerging with economic growth and EU accession, much of it in cities
- **Financial Crisis:** Eastern Europe is one of the hardest hit sub-regions



What's been Done: ECA Urban/Water Portfolio

- FY 07
 - 8 Operations
 - US\$841 m
- FY 08
 - 10 Operations
 - US\$ 1006 m
- FY 09 [projected]
 - 15 Operations
 - US\$ 808 m

ECSSD URBAN/WATER PROJECTS APPROVED IN FY 2007


<i>Country</i>	<i>Project Name</i>	<i>Loan Amount</i>			<i>Total Commitment Amount</i>
		<i>IBRD</i>	<i>IDA</i>	<i>GEF</i>	
Bosnia	Urban Infrastructure Additional Financing Project		5.0		5.0
Turkey	Istanbul Municipal Project	322.2			322.2
Azerbaijan	Water Supply	230.0			230.0
Croatia	Inland Waters Project	133.4			133.4
Montenegro	Sustanaible Tourism Development		10.0		10.0
Romania	Municipal Services	131.7			131.7
Tajikistan	Dushanbe Water Supply Additional Financing		5.0		5.0
Moldova	Environment Infrastructure (GEF)			4.6	4.6
					0.0
					0.0
Total		817.3	20.0	4.6	841.9

ECSSD URBAN/WATER PROJECTS APPROVED IN FY 2008

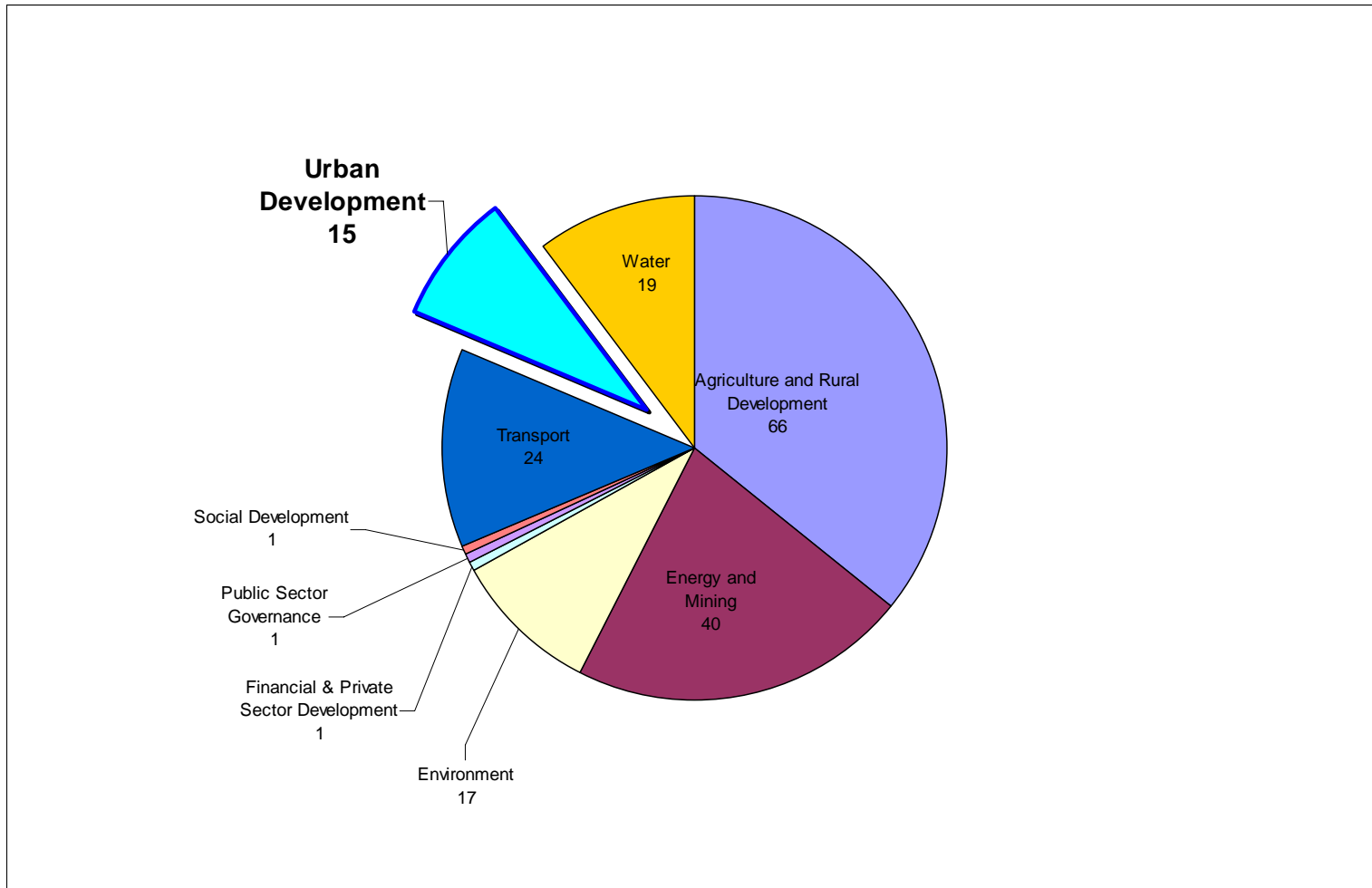
<i>Country</i>	<i>Project Name</i>	<i>Loan Amount</i>			<i>Total Commitment Amount</i>
		<i>IBRD</i>	<i>IDA</i>	<i>GEF</i>	
Ukraine	Urban Infrastructure Project	140.0			140.0
Kyrgyz	Bishkek & Osh Urban Infrastructure Project		12.0		12.0
Russia	Housing & Communal Services	200.0			200.0
Albania	Disaster Risk Mitigation	3.0	6.2		9.2
Azerbaijan	ARP I - Contaminated Sites Rehabilitation	74.5			74.5
Azerbaijan	ARP II - Integrated Solid Waste Management	29.5			29.5
Azerbaijan	ARP III - Large Scale Oil Polluted	60.0			60.0
Azerbaijan	Second National Water Supply & Sanitation	230.0	30.0		260.0
Moldova	National Water Supply & Sanitation		14.0		14.0
Turkey	Land Registration & Cadastre Project	203.0			203.0
Total		940.0	62.2	0.0	1,002.2


ECSSD URBAN/WATER PROJECTS IN PIPELINE AND APPROVED IN FY 2009

<i>Country</i>	<i>Project Name</i>	<i>Loan Amount</i>			<i>Total Commitment Amount</i>
		<i>IBRD</i>	<i>IDA</i>	<i>GEF</i>	
Belarus	Water Supply & Sanitation	60.0			60.0
Armenia	Municipal Wastewater Additional Financing		20.0		20.0
Bosnia and Herzegovina	Second Solid Waste Management Project	25.0	15.0		40.0
Georgia	Regional & Municipal Infrastructure Development		40.0		40.0
Croatia	Coastal Cities Pollution Control 2 (APL)	87.5			87.5
Croatia	Coastal Cities Pollution Control 2 (GEF)			6.4	6.4
Albania	Albania CAT DDO	26.0			26.0
Kyrgyz	Second Rural Water Supply & Sanitation		10.0		10.0
Bulgaria	Municipal Infrastructure	103.0			103.0
Croatia	Disaster Risk Mitigation	48.0			48.0
Montenegro	Sustainable Tourism Development Additional Finan	5.0			5.0
Macedonia	Municipal Development	25.0			25.0
Montenegro	Sustainable Tourism Development GEF			8.0	8.0
Turkey	Municipal Services Additional Financing	300.0			300.0
Bosnia and Herzegovina	Municipal Development	15.0	15.0		30.0
					0.0
Total		694.5	100.0	14.4	808.9

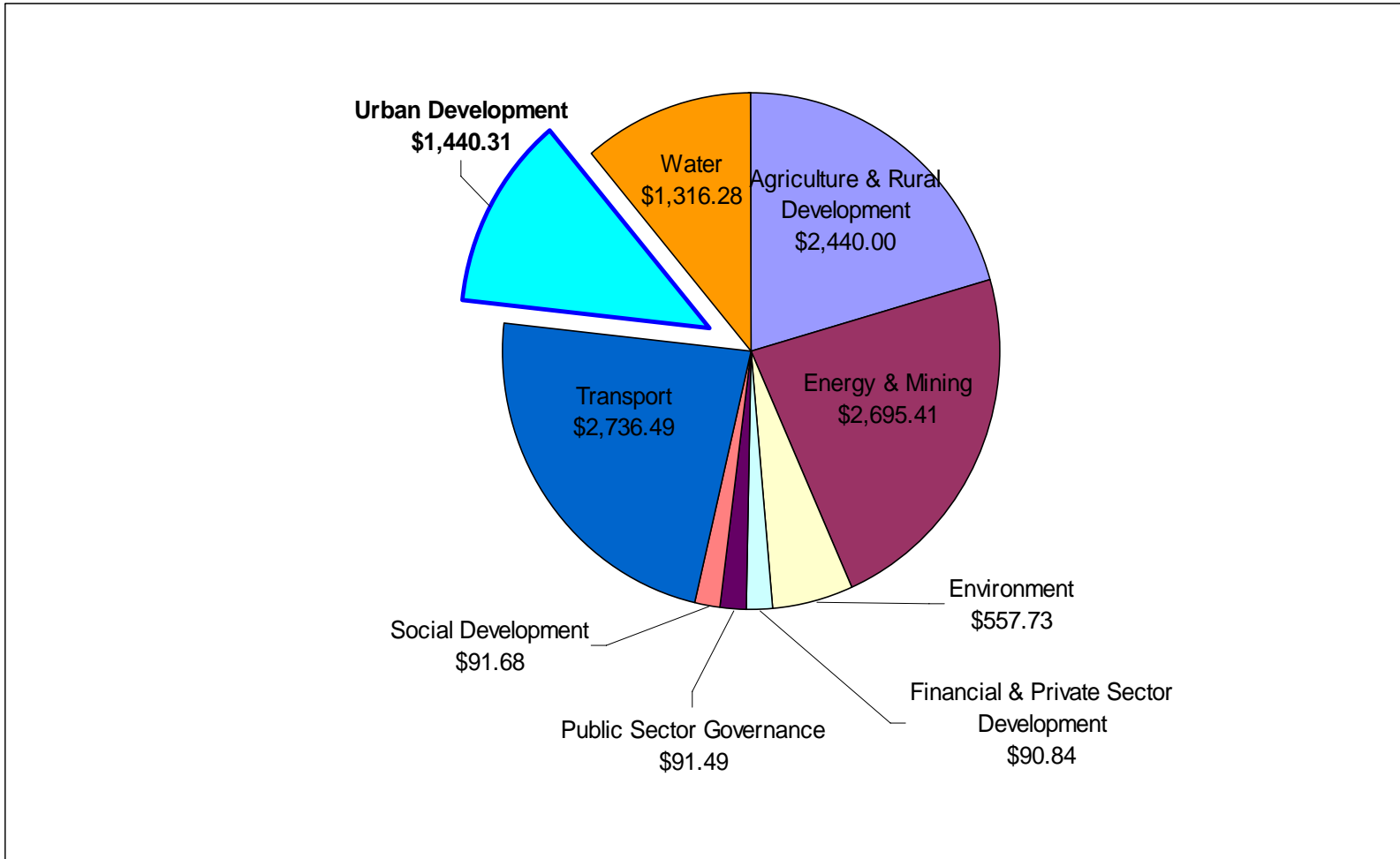


ECSSD – NUMBER OF URBAN PROJECTS





NET COMMITMENT AMOUNT IN US \$ MILLION





Charting Future Directions

■ MORE

- Urban environment including solid waste
- Municipal development and finance
- Integrated, cross-sectoral assistance to individual (large) cities [Istanbul, Warsaw, and Bucharest]

■ LESS

- Housing [This may change with the Financial Crisis]
- Land registration/cadastre

■ NEW BUSINESS LINE

- Brownfield clean-up and urban re-generation
- Land management [??]
- Disaster risk management
 - Regional programs i.e. regional disaster insurance pool
 - Country specific
- Municipal Energy efficiency



Challenges Ahead

- **Financial Crisis:** both a challenge and an opportunity
 - Challenge: Focus is on stabilizing the financial sector and provision of budget support– more DPLs and possible less investment lending
 - Opportunity – Employment generation activities through infrastructure investment
 - Countries may take different routes

- **Operationalization** of brownfield clean up and urban re-generation. Skills lag in the Bank

- **Advancing** the agenda of land use planning, property valuation and taxation, and reform municipal land and properties with a goal to promote an efficient land and property markets. Albania inspection panel report may kill land use planning activities in the Bank.