

Governance Indicators: Voice & Accountability (VA), Political Stability (PS), Government Effectiveness (GE), Regulatory Quality (RQ), Rule of Law (RL), Control of Corruption (CC)

| Percentile Ranks, 2004 | VA | PS | GE | RQ | RL | CC | Percentile Ranks, 2004 | VA | PS | GE | RQ | RL | CC |
|--------------------------|-----|----|----|----|----|----|------------------------|----|-----|----|-----|-----|-----|
| AFGHANISTAN | 11 | 3 | 10 | 3 | 1 | 4 | DOMINICA | 86 | 89 | 64 | 67 | 68 | 64 |
| ALBANIA | 48 | 17 | 41 | 48 | 25 | 30 | DOMINICAN REPUBLIC | 54 | 48 | 38 | 42 | 39 | 41 |
| ALGERIA | 24 | 8 | 37 | 18 | 28 | 42 | ECUADOR | 41 | 24 | 20 | 26 | 29 | 27 |
| AMERICAN SAMOA | 59 | 70 | 58 | 70 | 77 | 60 | EGYPT | 21 | 25 | 49 | 27 | 54 | 51 |
| ANDORRA | 90 | 93 | 90 | 90 | 91 | 86 | EL SALVADOR | 53 | 40 | 48 | 68 | 43 | 44 |
| ANGOLA | 21 | 18 | 12 | 7 | 7 | 8 | EQUATORIAL GUINEA | 4 | 37 | 5 | 21 | 14 | 0 |
| ANGUILLA | 70 | 78 | 78 | 81 | 84 | 78 | ERITREA | 1 | 43 | 13 | 8 | 27 | 33 |
| ANTIGUA AND BARBUDA | 62 | 92 | 64 | 73 | 82 | 82 | ESTONIA | 85 | 79 | 82 | 94 | 81 | 80 |
| ARGENTINA | 63 | 39 | 44 | 20 | 29 | 43 | ETHIOPIA | 18 | 16 | 16 | 12 | 17 | 22 |
| ARMENIA | 30 | 34 | 42 | 54 | 36 | 38 | FIJI | 51 | 51 | 33 | 38 | 48 | 54 |
| ARUBA | 67 | 83 | 78 | 79 | 84 | 86 | FINLAND | 99 | 99 | 98 | 98 | 99 | 100 |
| AUSTRALIA | 96 | 85 | 95 | 94 | 96 | 94 | FRANCE | 91 | 64 | 91 | 78 | 89 | 89 |
| AUSTRIA | 91 | 89 | 93 | 91 | 95 | 96 | FRENCH GUIANA | 59 | 62 | 73 | 59 | 64 | 73 |
| AZERBAIJAN | 23 | 7 | 22 | 28 | 23 | 11 | GABON | 28 | 49 | 35 | 34 | 39 | 35 |
| BAHAMAS | 87 | 81 | 88 | 75 | 88 | 88 | GAMBIA | 32 | 59 | 36 | 47 | 44 | 33 |
| BAHRAIN | 28 | 50 | 75 | 73 | 69 | 77 | GEORGIA | 40 | 11 | 24 | 24 | 22 | 16 |
| BANGLADESH | 29 | 12 | 26 | 13 | 22 | 10 | GERMANY | 95 | 80 | 88 | 89 | 93 | 93 |
| BARBADOS | 88 | 98 | 86 | 78 | 87 | 80 | GHANA | 58 | 46 | 52 | 41 | 49 | 52 |
| BELARUS | 8 | 39 | 17 | 5 | 7 | 17 | GREECE | 74 | 63 | 75 | 76 | 72 | 73 |
| BELGIUM | 94 | 81 | 93 | 88 | 91 | 90 | GRENADA | 72 | 82 | 60 | 63 | 62 | 72 |
| BELIZE | 74 | 66 | 61 | 62 | 58 | 55 | GUAM | 63 | 65 | 66 | 69 | 81 | 70 |
| BENIN | 55 | 35 | 40 | 31 | 41 | 47 | GUATEMALA | 36 | 23 | 19 | 49 | 19 | 28 |
| BERMUDA | 79 | 84 | 89 | 83 | 85 | 82 | GUINEA | 17 | 20 | 17 | 17 | 14 | 24 |
| BHUTAN | 15 | 74 | 53 | 52 | 60 | 76 | GUINEA-BISSAU | 31 | 33 | 9 | 19 | 9 | 31 |
| BOLIVIA | 47 | 29 | 30 | 54 | 37 | 26 | GUYANA | 66 | 33 | 50 | 47 | 40 | 46 |
| BOSNIA-HERZEGOVINA | 43 | 22 | 34 | 23 | 27 | 37 | HAITI | 9 | 4 | 0 | 14 | 2 | 1 |
| BOTSWANA | 69 | 69 | 77 | 80 | 71 | 81 | HONDURAS | 46 | 27 | 28 | 39 | 34 | 31 |
| BRAZIL | 56 | 44 | 59 | 59 | 47 | 54 | HONG KONG | 52 | 91 | 92 | 100 | 90 | 91 |
| BRUNEI | 17 | 85 | 74 | 84 | 65 | 64 | HUNGARY | 87 | 76 | 73 | 87 | 79 | 74 |
| BULGARIA | 65 | 51 | 55 | 69 | 55 | 56 | ICELAND | 97 | 100 | 99 | 99 | 100 | 99 |
| BURKINA FASO | 37 | 36 | 35 | 42 | 33 | 45 | INDIA | 54 | 24 | 56 | 27 | 51 | 47 |
| BURUNDI | 16 | 3 | 9 | 7 | 4 | 6 | INDONESIA | 36 | 9 | 41 | 37 | 21 | 18 |
| CAMBODIA | 25 | 31 | 20 | 44 | 18 | 13 | IRAN | 11 | 21 | 29 | 8 | 24 | 35 |
| CAMEROON | 15 | 21 | 29 | 23 | 16 | 26 | IRAQ | 5 | 0 | 3 | 5 | 0 | 2 |
| CANADA | 95 | 87 | 96 | 93 | 94 | 94 | IRELAND | 93 | 90 | 91 | 96 | 93 | 91 |
| CAPE VERDE | 71 | 68 | 50 | 61 | 59 | 67 | ISRAEL | 60 | 16 | 81 | 72 | 74 | 79 |
| CAYMAN ISLANDS | 71 | 99 | 89 | 81 | 86 | 86 | ITALY | 82 | 56 | 70 | 82 | 71 | 75 |
| CENTRAL AFRICAN REPUBLIC | 14 | 8 | 2 | 9 | 5 | 3 | IVORY COAST | 10 | 1 | 7 | 20 | 6 | 12 |
| CHAD | 19 | 13 | 8 | 19 | 11 | 8 | JAMAICA | 64 | 37 | 61 | 57 | 43 | 39 |
| CHILE | 83 | 77 | 87 | 95 | 86 | 89 | JAPAN | 78 | 84 | 87 | 84 | 90 | 86 |
| CHINA | 7 | 47 | 60 | 35 | 41 | 40 | JORDAN | 29 | 45 | 63 | 56 | 60 | 68 |
| COLOMBIA | 34 | 6 | 51 | 48 | 30 | 52 | KAZAKHSTAN | 14 | 46 | 30 | 18 | 18 | 10 |
| COMOROS | 42 | 44 | 4 | 14 | 15 | 7 | KENYA | 39 | 17 | 23 | 36 | 17 | 19 |
| CONGO | 27 | 9 | 11 | 12 | 10 | 11 | KIRIBATI | 73 | 71 | 31 | 33 | 59 | 57 |
| Congo, Dem. Rep. (Zaire) | 5 | 1 | 4 | 4 | 2 | 4 | KOREA, NORTH | 0 | 28 | 2 | 2 | 11 | 2 |
| COOK ISLANDS | .. | .. | 50 | 60 | 66 | 50 | KOREA, SOUTH | 69 | 60 | 80 | 72 | 69 | 62 |
| COSTA RICA | 84 | 83 | 68 | 71 | 66 | 77 | KUWAIT | 34 | 56 | 69 | 55 | 68 | 76 |
| CROATIA | 61 | 57 | 65 | 58 | 56 | 60 | KYRGYZ REPUBLIC | 20 | 20 | 22 | 50 | 15 | 15 |
| CUBA | 2 | 53 | 36 | 4 | 12 | 33 | LAOS | 7 | 25 | 15 | 10 | 8 | 7 |
| CYPRUS | 80 | 57 | 83 | 88 | 80 | 79 | LATVIA | 77 | 82 | 71 | 83 | 63 | 63 |
| CZECH REPUBLIC | 81 | 75 | 72 | 82 | 70 | 66 | LEBANON | 26 | 23 | 42 | 33 | 44 | 40 |
| DENMARK | 100 | 90 | 99 | 97 | 97 | 98 | LESOTHO | 55 | 55 | 43 | 43 | 53 | 56 |
| DJIBOUTI | 25 | 34 | 25 | 22 | 34 | 14 | LIBERIA | 13 | 2 | 1 | 3 | 1 | 22 |

Source: 'Governance Matters IV: Governance Indicators for 1996-2004', D. Kaufmann, A. Kraay and M. Mastruzzi, www.worldbank.org/wbi/governance

Note: Dark Red, bottom 10th percentile rank; Red between 10th and 25th; Orange, between 25th and 50th; Yellow, between 50th and 75th; Bright Green between 75th and 90th; Green above 90th

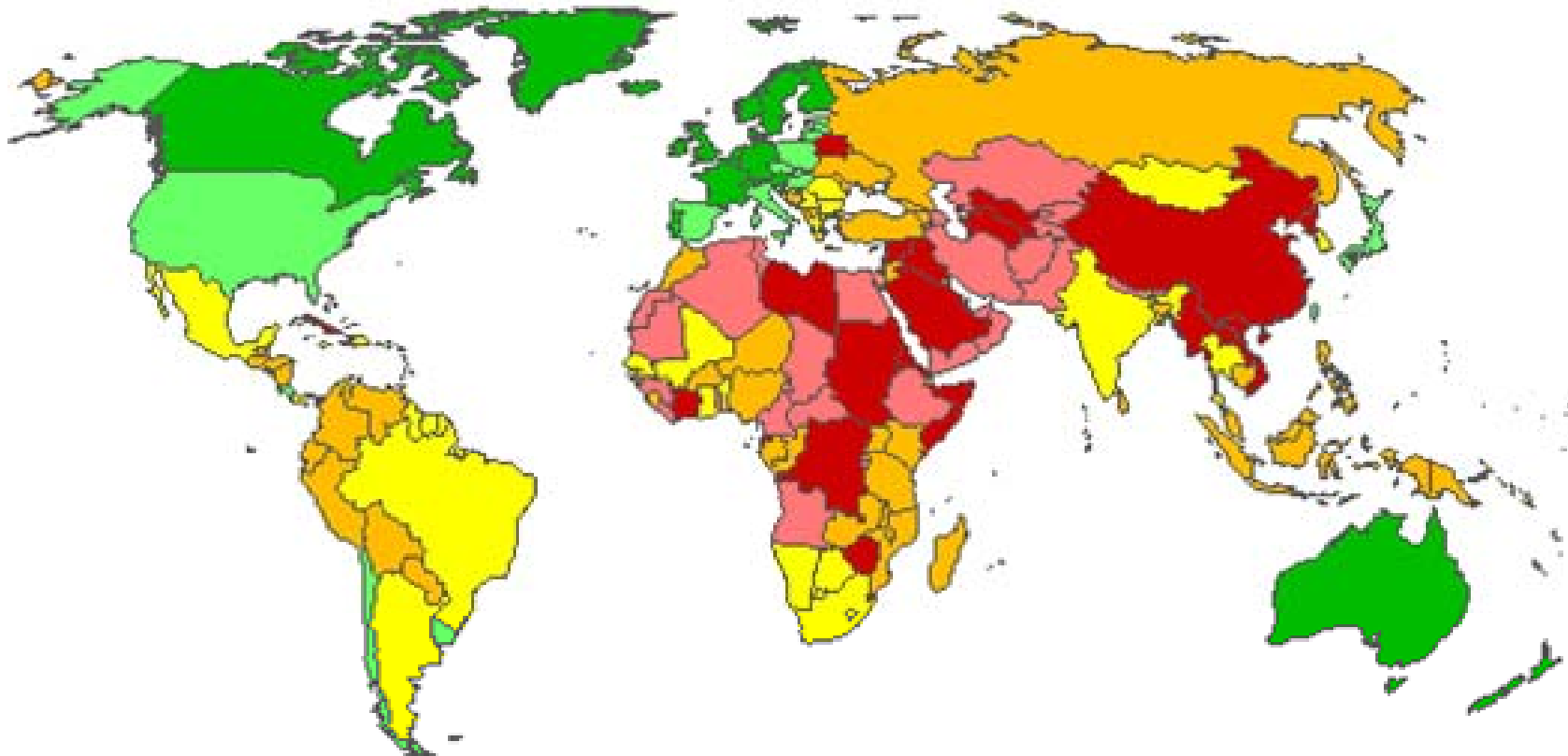
Governance Indicators: Voice & Accountability (VA), Political Stability (PS), Government Effectiveness (GE), Regulatory Quality (RQ), Rule of Law (RL), Control of Corruption (CC) - CONTD

| Percentile Ranks, 2004 | VA | PS | GE | RQ | RL | CC | Percentile Ranks, 2004 | VA | PS | GE | RQ | RL | CC |
|------------------------|-----|-----|----|-----|-----|----|--------------------------|----|----|-----|----|----|-----|
| LIBYA | 3 | 47 | 25 | 6 | 31 | 17 | SAN MARINO | 89 | 91 | 47 | .. | 76 | .. |
| LITHUANIA | 77 | 75 | 74 | 86 | 67 | 69 | SAO TOME AND PRINCIPE | 65 | 50 | 18 | 34 | 38 | 32 |
| LUXEMBOURG | 96 | 100 | 98 | 100 | 100 | 97 | SAUDI ARABIA | 6 | 31 | 55 | 39 | 57 | 61 |
| LIECHTENSTEIN | 92 | 94 | 92 | 96 | 89 | 92 | SENEGAL | 51 | 41 | 54 | 40 | 47 | 43 |
| MACAO | 50 | 88 | 82 | 92 | 92 | 92 | SERBIA AND MONTENEGRO | 50 | 17 | 49 | 22 | 28 | 42 |
| MACEDONIA | 47 | 15 | 51 | 45 | 42 | 39 | SEYCHELLES | 45 | 74 | 44 | 11 | 49 | 58 |
| MADAGASCAR | 49 | 48 | 39 | 56 | 45 | 53 | SIERRA LEONE | 33 | 30 | 6 | 17 | 13 | 20 |
| MALAWI | 33 | 36 | 23 | 29 | 45 | 24 | SINGAPORE | 44 | 97 | 100 | 99 | 96 | 100 |
| MALAYSIA | 37 | 59 | 81 | 66 | 65 | 65 | SLOVAK REPUBLIC | 83 | 66 | 72 | 86 | 63 | 70 |
| MALDIVES | 20 | 72 | 67 | 52 | 37 | 61 | SLOVENIA | 84 | 83 | 83 | 77 | 82 | 83 |
| MALI | 56 | 50 | 45 | 43 | 43 | 38 | SOLOMON ISLANDS | 50 | 26 | 1 | 6 | 10 | 5 |
| MALTA | 92 | 96 | 84 | 90 | 87 | 88 | SOMALIA | 6 | 0 | 0 | 0 | 0 | 0 |
| MARSHALL ISLANDS | 86 | 68 | 37 | 29 | 50 | 23 | SOUTH AFRICA | 72 | 38 | 75 | 65 | 61 | 71 |
| MARTINIQUE | 68 | 96 | 78 | 76 | 83 | 75 | SPAIN | 88 | 65 | 88 | 85 | 85 | 90 |
| MAURITANIA | 16 | 54 | 62 | 53 | 32 | 58 | SRI LANKA | 41 | 14 | 46 | 60 | 54 | 53 |
| MAURITIUS | 75 | 79 | 71 | 63 | 78 | 67 | ST. KITTS AND NEVIS | 70 | 95 | 52 | 65 | 70 | 68 |
| MEXICO | 57 | 45 | 57 | 68 | 46 | 49 | ST. LUCIA | 78 | 95 | 62 | 67 | 72 | 66 |
| MICRONESIA | 80 | 73 | 43 | 53 | 61 | 48 | ST. VINCENT & GRENADINES | 76 | 92 | 63 | 67 | 74 | 68 |
| MOLDOVA | 35 | 29 | 26 | 32 | 30 | 21 | SUDAN | 2 | 2 | 8 | 15 | 3 | 5 |
| MONACO | 73 | 87 | 90 | .. | 76 | .. | SURINAME | 66 | 58 | 46 | 30 | 46 | 69 |
| MONGOLIA | 60 | 61 | 38 | 58 | 57 | 41 | SWAZILAND | 10 | 54 | 32 | 38 | 19 | 14 |
| MOROCCO | 33 | 40 | 56 | 44 | 52 | 57 | SWEDEN | 99 | 93 | 95 | 92 | 97 | 98 |
| MOZAMBIQUE | 43 | 42 | 39 | 41 | 35 | 25 | SWITZERLAND | 98 | 95 | 100 | 93 | 99 | 97 |
| MYANMAR | 0 | 12 | 3 | 0 | 3 | 1 | SYRIA | 4 | 28 | 27 | 11 | 42 | 28 |
| NAMIBIA | 61 | 60 | 63 | 66 | 57 | 63 | TAIWAN | 76 | 63 | 85 | 89 | 78 | 74 |
| NAURU | 83 | 68 | 6 | .. | 76 | .. | TAJIKISTAN | 17 | 13 | 13 | 13 | 9 | 9 |
| NEPAL | 22 | 5 | 18 | 26 | 24 | 34 | TANZANIA | 39 | 35 | 40 | 30 | 40 | 36 |
| NETHERLANDS | 98 | 88 | 97 | 97 | 95 | 95 | THAILAND | 52 | 42 | 65 | 51 | 52 | 50 |
| NETHERLANDS ANTILLES | 59 | 67 | 76 | 76 | 73 | 84 | TIMOR, EAST | 53 | 30 | 10 | 35 | 35 | 48 |
| NEW ZEALAND | 97 | 97 | 97 | 98 | 98 | 99 | TOGO | 13 | 33 | 7 | 21 | 16 | 16 |
| NICARAGUA | 49 | 43 | 27 | 46 | 31 | 46 | TONGA | 38 | 70 | 25 | 36 | 50 | 32 |
| NIGER | 44 | 32 | 19 | 25 | 20 | 20 | TRINIDAD AND TOBAGO | 62 | 49 | 67 | 70 | 56 | 59 |
| NIGERIA | 30 | 5 | 14 | 9 | 5 | 9 | TUNISIA | 18 | 52 | 70 | 45 | 58 | 65 |
| NORWAY | 100 | 98 | 96 | 91 | 98 | 96 | TURKEY | 42 | 32 | 58 | 49 | 55 | 51 |
| OMAN | 24 | 71 | 79 | 64 | 83 | 78 | TURKMENISTAN | 1 | 19 | 5 | 1 | 6 | 3 |
| PAKISTAN | 12 | 6 | 33 | 16 | 26 | 21 | TUVALU | 75 | 76 | 24 | 74 | 73 | 25 |
| PALAU | 89 | 68 | 66 | .. | 76 | .. | UGANDA | 31 | 11 | 38 | 55 | 26 | 30 |
| PANAMA | 64 | 55 | 57 | 61 | 53 | 55 | UKRAINE | 32 | 38 | 28 | 33 | 23 | 19 |
| PAPUA NEW GUINEA | 46 | 18 | 15 | 24 | 25 | 18 | UNITED ARAB EMIRATES | 22 | 78 | 86 | 79 | 79 | 87 |
| PARAGUAY | 40 | 26 | 12 | 25 | 14 | 13 | UNITED KINGDOM | 94 | 72 | 94 | 95 | 94 | 95 |
| PERU | 45 | 27 | 32 | 57 | 32 | 45 | UNITED STATES | 90 | 61 | 94 | 87 | 92 | 93 |
| PHILIPPINES | 48 | 15 | 47 | 50 | 33 | 36 | URUGUAY | 79 | 62 | 69 | 62 | 62 | 71 |
| POLAND | 85 | 58 | 68 | 71 | 64 | 62 | UZBEKISTAN | 3 | 10 | 14 | 2 | 8 | 6 |
| PORTUGAL | 93 | 86 | 80 | 85 | 86 | 87 | VANUATU | 67 | 64 | 31 | 40 | 51 | 37 |
| PUERTO RICO | 81 | 86 | 85 | 74 | 71 | 83 | VENEZUELA | 35 | 14 | 16 | 10 | 13 | 15 |
| QATAR | 27 | 80 | 79 | 46 | 77 | 72 | VIETNAM | 8 | 52 | 45 | 28 | 36 | 29 |
| REUNION | 82 | 73 | 84 | 77 | 80 | 84 | VIRGIN ISLANDS (U.S.) | 67 | 69 | 76 | 81 | 88 | 82 |
| ROMANIA | 57 | 53 | 53 | 51 | 48 | 49 | WEST BANK | 12 | 10 | 13 | 16 | 20 | 34 |
| RUSSIA | 26 | 22 | 48 | 31 | 29 | 29 | YEMEN | 23 | 7 | 21 | 15 | 12 | 23 |
| RWANDA | 19 | 19 | 34 | 37 | 21 | 44 | ZAMBIA | 38 | 41 | 21 | 32 | 38 | 27 |
| SAMOA | 68 | 77 | 59 | 64 | 67 | 59 | ZIMBABWE | 9 | 4 | 11 | 1 | 4 | 12 |

Source: 'Governance Matters IV: Governance Indicators for 1996-2004', D. Kaufmann, A. Kraay and M. Mastruzzi, www.worldbank.org/wbi/governance

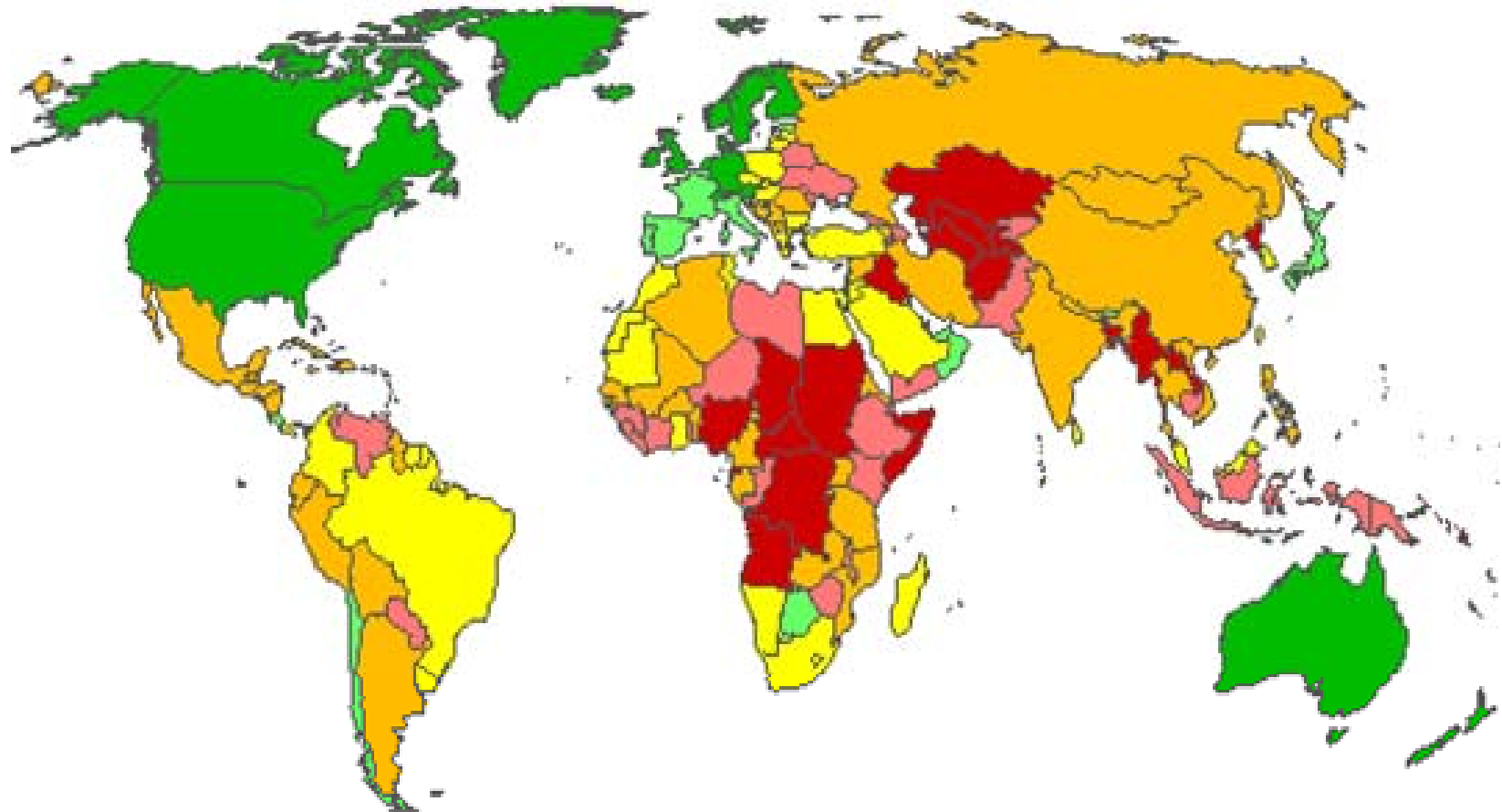
Note: Dark Red, bottom 10th percentile rank; Red between 10th and 25th; Orange, between 25th and 50th; Yellow, between 50th and 75th; Bright Green between 75th and 90th; Green above 90th

Governance Indicators World Map: Voice & Accountability



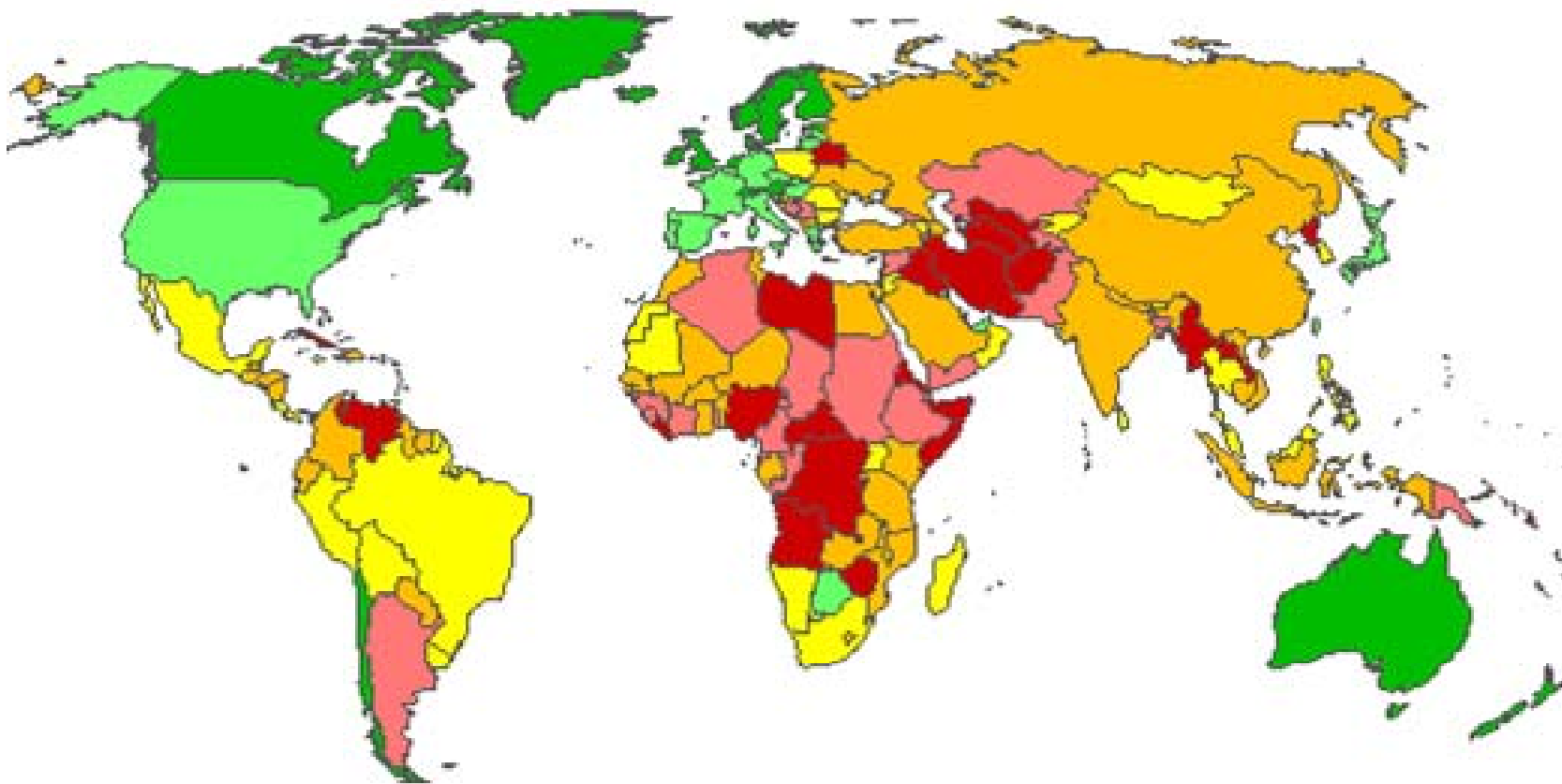
Voice and Accountability is one of the six Governance Indicators, and refers to the extent to which citizens of a country are able to participate in the selection of governments, as well as freedom of expression, association and in the media. Source for data and detailed country ratings: 'Governance Matters IV: Governance Indicators for 1996-2004', by D. Kaufmann, A. Kraay and M. Mastruzzi, www.worldbank.org/wbi/governance. This governance map depicts most recent data, up to end-2004. Colors are assigned according to the following criteria: Dark Red: country is in the bottom 10th percentile rank ('governance crisis'); Light Red: between 10th and 25th percentile rank; Orange: between 25th and 50th percentile rank; Yellow, between 50th and 75th; Light Green between 75th and 90th percentile rank ; and Dark Green: between 90th and 100th percentile (exemplary governance). Estimates subject to margins of error.

Governance Indicators World Map: Control of Corruption



Control of Corruption is one of the set of six Governance Indicators. Source for data and detailed country ratings: 'Governance Matters IV: Governance Indicators for 1996-2004', by D. Kaufmann, A. Kraay and M. Mastruzzi, www.worldbank.org/wbi/governance. This governance map depicts most recent data, up to end-2004. Colors are assigned according to the following criteria: Dark Red: country is in the bottom 10th percentile rank ('governance crisis'); Light Red: between 10th and 25th percentile rank; Orange: between 25th and 50th percentile rank; Yellow, between 50th and 75th; Light Green between 75th and 90th percentile rank ; and Dark Green: between 90th and 100th percentile (exemplary governance). Estimates subject to margins of error.

Governance Indicators World Map: Regulatory Quality



Regulatory Quality is one of the six Governance Indicators, and refers to the ability of the government to formulate and implement sound policies and regulations enabling private sector development. Source for data and detailed country ratings: 'Governance Matters IV: Governance Indicators for 1996-2004', by D. Kaufmann, A. Kraay and M. Mastruzzi, www.worldbank.org/wbi/governance. This governance map depicts most recent data, up to end-2004. Colors are assigned according to the following criteria: Dark Red: country is in the bottom 10th percentile rank ('governance crisis'); Light Red: between 10th and 25th percentile rank; Orange: between 25th and 50th percentile rank; Yellow, between 50th and 75th; Light Green between 75th and 90th percentile rank; and Dark Green: between 90th and 100th percentile (exemplary governance). Estimates subject to margins of error.