



KEY FIGURES:

- 25 DONORS
- 16 IMPLEMENTING UN ORGANIZATIONS
- US\$1,221.99 mill TOT-GROSS DEPOSITS
- US\$1,031 mill APPROVED & FUNDED for TOTAL OF 152 PROJECTS
- US\$765 mill (74%) OF APPROVED FUNDING CONTRACTUALLY COMMITTED
- US\$648 mill (63%) OF APPROVED FUNDING DISBURSED
- US\$513 mill CONTRACT AWARDS POSTED ON WEBSITE www.irffi.org
- 25 PROJECTS OPERATIONALLY COMPLETED

1. LATEST NEWS

Gross Donor Contributions

During June 2007 the UNDG Iraq Trust Fund (ITF) received Euro 41.135 million (i.e. USD 55.3 million) from the European Commission earmarked as follows:

- **Water Management and Rural Development**, Euro 8.6 mill (USD 11.5 mill);
- **Education**, Euro 7.2 mill (USD 9.6 mill);
- **Governance**, Euro 5.7 mill (USD 7.7 mill);
 - **Compact Secretariat/ Governance**, Euro 1.8 mill (USD 2.4 mill);
- **Health** Euro 8.6 mill (USD 11.5 mill); and
- **Water and Sanitation** Euro 9.3 mill (USD 12.5 mill).

Total UNDG ITF deposits currently amount to \$1,222 million. For further details refer to Donor Contributions link on the UNDG ITF section of the IRFFI web site (www.irffi.org).

IRFFI Terms of Reference Review underway.....

As highlighted in the May UNDG ITF Newsletter, at the fifth meeting in Istanbul, the Donor Committee requested the Facility Coordinating Committee (FCC) to undertake a review of the Terms of Reference (TOR) of the International Reconstruction Fund Facility for Iraq (IRFFI). The purpose of the review is to further strengthen the key leadership role of the Iraqi government in the identification, formulation, approval and follow-up of IRFFI funded projects.

The FCC engaged Scanteam of Norway to conduct the review. Scanteam undertook the field work in Amman between 24-28

June 2007, consulted with the Ministry of Planning and Development Corporation (MoPDC) and conducted interviews by telephone following the field visit. The FCC and IRFFI co-chairs will meet in Baghdad on 24 July to review, along with the Baghdad based IRFFI donor representatives, the report of the consultant.

With the recent extension of the IRFFI until 2010, its focus is expected to shift to implementation, monitoring, evaluation and project sustainability. The MDTF Office see the IRFFI TOR review and the subsequent outcomes as an opportunity to revisit, the best approach to improving upon existing project formulation, monitoring, reporting and evaluation mechanisms and to ensure their compatibility with Results Based Management and Reporting.

Follow up to the CIDA sponsored Results Based Reporting workshops for UNDG ITF Clusters

In March 2007 the MDTF Office organized results-based reporting workshops, with support from a CIDA sponsored "results-based reporting" specialist, to assist UNDG ITF Clusters to further improve the Results Based Management (RBM) approach to reporting. The result of the workshops is reflected in the UNDG ITF Fifth Sixth-month Progress Report issued in June 2007 that was more results oriented.

The workshops focused on ways of gaining greater insight into the achievement of Cluster outcomes. The individual one day workshops were organized with each of the UNDG ITF clusters and attended by UN staff and covered topics such as the RBM logical model, performance measurement and how the models could be applied to the UNDG ITF reporting requirements as a means of improving cluster based results

<u>Inside this issue:</u>	Page
Financial Summary	4
Commitments and Disbursements by Cluster	5
Commitments and Disbursements by Agency	6
Summary of Contracts Awards posted on IRFFI website	7
Highlights: Contract Awards posted on IRFFI website	8




Sixth IRFO/IRFFI Meeting
29-30 October 2007
Bari, Italy

Latest News (continued)

reporting.

In measuring performance it was agreed that there are three primary questions that need to be answered and are of particular interest to all stakeholders-donors, Iraqi authorities and the UN.

Namely: *How much did we do?* And *How well did we do it?* In answering these questions the ITF clusters are able to demonstrate how their specific activities have helped to improve the lives of Iraqis.



During the workshop some project reports were reviewed by Cluster and a refined project report template was prepared. The project reports and new reporting template were used as a tool to illustrate how the existing results based reporting format could be modified to be more results oriented. Both the strong and weak elements were underlined in an effort to demonstrate how Clusters may assess their current activities against planned outcomes and objectives to determine their results.

The lessons learned from the workshop, coupled with the refined project report template, assisted the Cluster's in rethinking to a better presentation of monthly progress reports. The UNDG ITF Fifth Sixth-month Progress Report for the period ending 31 December 2006 was published building upon some of the lessons learned and modifications made in the reporting format.

At the Istanbul IRFFI Donor Committee meeting held in March 2007, donors underlined the need for better reporting on the effectiveness as well as the results obtained by the UNDG ITF. It was emphasized that results-based reporting for UNDG ITF projects becomes critical particularly because the UNDG ITF continues to demonstrate a high level of disbursements and activity despite the com-

plex and deteriorating security conditions on the ground

As the UNDG increasingly moves toward RBM, the MDTF Office will continue to take action through building upon the initial steps taken toward fully integrating RBM into the MDTF Administrative Agent Fund Management Framework. The MDTF Office anticipates that the next round of training will involve Iraqi counterparts, particularly following the review of the IRFFI Terms of Reference.

Mop-Up Campaign Launched to prevent a possible outbreak of poliomyelitis in Al-Sadar City

On the 19th of April 2007 a 5 days campaign to protect Internally Displaced Persons (IDP) children in Al-Sadar City from polio took place where an estimated 16000 children under the age of five in this disadvantaged community received the life saving Oral Polio Vaccine (OPV)

This house to house campaign conducted by the Government of Iraq with the Support of WHO and UNICEF as a emergency response after the reporting of a suspected polio case in an 8 month boy child in Al Sadder City on 20 March 2007.

Dr. Yosra Hafiz / National AFP surveillance officer/ MOH said "Ahmad did not receive any vaccine since his birth as well as his 2 yrs old brother."

A rapid assessment revealed that $\geq 50\%$ of children in this community were not immunized by OPV and the regular Immunization coverage in the affected IDP community was very low 34 local immunization teams



Latest News (continued)

recruited from the 2 Primary Health Care Centers in the area waved to prevent an out break of polio and insure children are immunized and safe.

Dr Hafiz added “These brave men and women were able to overcome the huge challenges faced during the implementation of the Mop Up campaign such as acceptance of parents to vaccinate their children, doubts and rumors about the source of the vaccine, due to lack of mass media coverage of this limited campaign compared to Nation wide previous campaigns “


Dr. Naeema Al-Gasseer, WHO Representative for Iraq & UN Health and Nutrition Cluster Coordinator indicated that to date, Iraq public health system is still functioning within this security situation with heroic health personnel who deserve medals. These dedicated personnel have been successful to mobilize the rapid response team. The European Commission (EC) through the UNDG ITF has been instrumental in ensuring the successful implementation of such programs. She added “vaccine offers the world’s best hope of ending any epidemic”.

Promoting Gender Equality and Health Equity

WHO Iraq Office in collaboration with WHO Regional Office for the Eastern Mediterranean organized a training of trainers on “Mainstreaming Gender in Health” for Iraqi participants from Ministry of Health, Ministry of labor and Social Affairs and State Ministry for women in Amman from June 18-21. The training was funded by WHO regular budget. Seven participants out the nine initially invited took part in this important training of trainers.

The training took a gender perspective to achieving Health for all and highlighted how biological factors interact with gender to affect health outcomes of males and females across their life course. Health sector actors must be able to identify, and work to alleviate, health inequalities that arise from gender roles and norms, thus over the course of this training the participants were introduced to tools being developed by WHO for integrating gender into health. The tools address awareness, analysis and actions required to be able to ensure that public health programs, projects and policies respond to gender differences, norms and inequalities in health. This Gender analysis is used to identify where these differences in health influences exist so that interventions and policies can be framed accordingly.

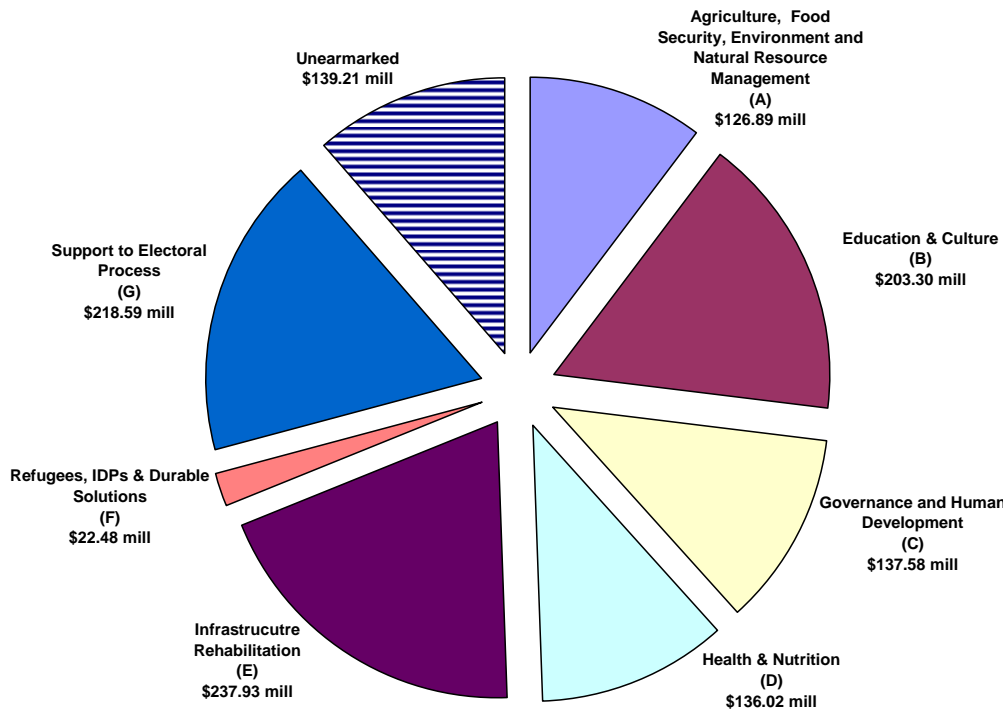
The seven participants were trained as master trainers to enable them to utilize the tools and effectively address gender issues at their respective ministries to follow up in practical applications of mainstreaming gender perspectives in health programmes, interventions and policies, as well as in their day-to-day work.



**Sixth IRFO/IRFFI Meeting
29-30 October 2007
Bari, Italy**

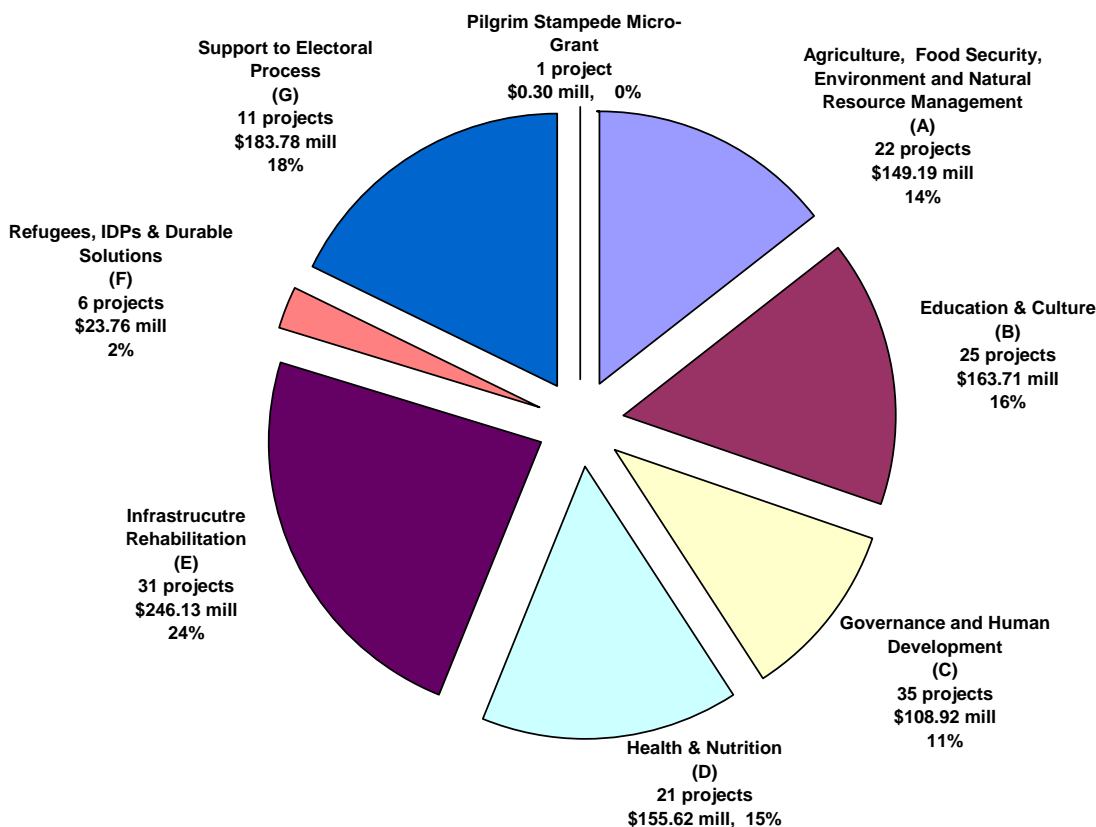
2. FINANCIAL SUMMARY

2.1 Donor Deposits, breakdown by Cluster and Donor (\$US mill)



Donor	Gross Deposit (US\$ mill)
EUROPEAN COMMISSION	528.81
JAPAN	360.95
CANADA	63.79
SPAIN	62.63
UK	55.54
ITALY	29.78
AUSTRALIA	23.96
DENMARK	12.41
KOREA	11.00
SWEDEN	10.62
GERMANY	10.00
NORWAY	7.01
NETHERLANDS	6.70
FINLAND	6.23
INDIA	5.00
KUWAIT	5.00
QATAR	5.00
USA	5.00
GREECE	3.63
NEW ZEALAND	3.36
LUXEMBOURG	2.32
BELGIUM	1.32
IRELAND	1.23
ICELAND	0.50
TURKEY	0.20
TOTAL	1,221.99

2.2 Approved Funding, breakdown by Cluster and Implementing UN Organization (\$US mill)



Agency	Approved Funding (US\$ mill)	No. of Projects
UNDP	296.69	28
UNOPS	177.17	25
UNICEF	138.52	16
WHO	110.71	17
FAO	85.73	9
UN-HABITAT	62.38	9
UNESCO	46.80	17
UNIDO	28.64	8
UNEP	16.61	3
WFP	14.19	2
UNHCR	13.42	4
UNFPA	12.60	1
ESCWA	10.38	5
UN DPA/EAD	7.80	1
UNIFEM	5.73	4
ILO	4.01	3
TOTAL	1,031.40	152

3. PROJECT COMMITMENTS & DISBURSEMENTS

Implementing UN agencies have to date **legally committed \$765 million** and **disbursed \$648 million of total approved funding (which amounts to \$1,031 mill for the implementation of 152 projects)**. Tables 3.1 and 3.2 provide a summary of project commitments and disbursements by UN Cluster and Participating UN Organization, respectively. Figures for the period June 2007 are based on latest available information from various operational units of the Iraq UN Country Team and provide updates on the progress made in 2007. **As of end June 2007, agencies' average commitment and disbursement rates amount to 74% and 63% of approved funding, respectively.**

Table 3.1 CLUSTER COMMITMENTS AND DISBURSEMENTS SUMMARY, US\$ 000s

		2004-2006		2007		TOTAL		
CLUSTER	APPROVED FUNDING	July 2004-End December 2006 ACTUALS		January 2007 - End June 2007 ACTUALS		July 2004 - End June 2007 ACTUALS		
		COM ^A	DISB ^B	COM ^C	DISB ^D	COM	DISB	
A	Agriculture, Food Security, Environment and Natural Resource Management	149,187	92,336	67,031	10,761	11,803	103,098	78,834
							69%	53%
B	Education and Culture	163,706	122,510	97,389	13,156	10,705	135,666	108,094
							83%	66%
C	Governance and Human Development	108,915	30,411	29,353	15,000	7,570	45,411	36,924
							42%	34%
D	Health and Nutrition	155,615	85,581	69,488	11,166	13,049	96,747	82,537
							62%	53%
E	Infrastructure Rehabilitation	246,131	173,038	140,437	21,431	15,735	194,468	156,172
							79%	63%
F	Refugees, IDPs and Durable Solutions	23,765	21,645	20,875	1,548	942	23,193	21,817
							98%	92%
G	Support to Electoral Process	183,777	164,449	162,277	1,450	1,452	165,899	163,730
							90%	89%
	* Emergency Response Pilgrim Stampede Micro-Grant	300	274	261	21	21	295	282
							98%	94%
	TOTAL	1,031,395	690,243	587,112	74,533	61,277	764,776	648,389
							74%	63%

* Humanitarian Emergency Project funded from Fund Earned Interest

NOTES:

A/ Legally binding contracts signed in 2004, 2005 and 2006 (including multi-year commitments which may be disbursed in future years)

B/ Disbursements made in 2004, 2005 and 2006

C/ New legally binding contracts signed in 2007

D/ Disbursements made in 2007 (including disbursements made against outstanding 2004, 2005 and 2006 commitments)

Table 3.2 AGENCY COMMITMENTS AND DISBURSEMENT SUMMARY, US\$ 000s

AGENCY	APPROVED FUNDING	July 2004-End December 2006 ACTUALS		January 2007 - End June 2007 ACTUALS		July 2004 - End June 2007 ACTUALS	
		COM ^A	DISB ^B	COM ^C	DISB ^D	COM	DISB
ESCWA	10,378	5,107	3,616	1,375	1,128	6,482 62%	4,745 46%
FAO	85,729	55,049	33,393	4,553	7,817	59,602 70%	41,210 48%
ILO	4,009	315	316	1	1	315 8%	317 8%
UNDP	296,693	181,047	164,754	14,583	12,395	195,630 66%	177,149 60%
UN DPA/EAD	7,802	6,710	5,310	268	268	6,978 89%	5,578 71%
UNEP	16,605	16,488	13,950	0	319	16,488 99%	14,269 86%
UNESCO	46,805	27,099	23,091	8,706	3,490	35,804 76%	26,581 57%
UNFPA	12,603	9,146	6,382	268	505	9,414 75%	6,887 55%
UN-HABITAT	62,379	48,061	37,587	4,796	7,718	52,857 85%	45,305 73%
UNHCR	13,423	11,927	11,799	1,496	937	13,423 100%	12,736 95%
UNICEF	138,518	101,447	73,652	15,868	7,092	117,315 85%	80,745 58%
UNIDO	28,645	7,650	7,166	1,353	1,251	9,003 31%	8,416 29%
UNIFEM	5,733	3,406	3,406	160	134	3,566 62%	3,539 62%
UNOPS*	177,173	133,761	130,805	11,044	5,848	144,805 82%	136,653 77%
WFP	14,194	12,169	7,659	1,446	5,169	13,616 96%	12,828 90%
WHO	110,707	70,862	64,226	8,617	7,205	79,479 72%	71,432 65%
TOTAL	1,031,395	690,243	587,112	74,533	61,277	764,776 74%	648,389 63%

* includes Humanitarian Emergency Project funded from Fund Earned Interest

NOTES:

A/ Legally binding contracts signed in 2004, 2005 and 2006 (including multi-year commitments which may be disbursed in future years)

B/ Disbursements made in 2004, 2005 and 2006

C/ New legally binding contracts signed in 2007

D/ Disbursements made in 2007 (including disbursements made against outstanding 2004, 2005 and 2006 commitments)

5. CONTRACTS AWARDED UNDER UNDG ITF-FUNDED PROJECTS

Table 5.1 Value and Number of Awards by Country US\$ (as posted on website www.irffi.org)

VALUE AND NUMBER OF AWARDS BY COUNTRY										
Country	July- Dec 2004		Jan- Dec 2005		Jan-Dec 2006		Jan - June 2007		Total	
	Awards	Amount	Awards	Amount	Awards	Amount	Awards	Amount	Awards	Amount
Australia	1	15,664	2	473,222					3	488,886
Austria	4	641,557	13	4,469,176	5	425,416	2	116,028	24	5,652,177
Bahrain			7	2,337,656					7	2,337,656
Belgium	1	22,500,000							1	22,500,000
Canada			4	187,228	1	12,000			5	199,228
China	20	34,872,695	10	13,509,110					30	48,381,805
Croatia			1	11,780			3	14,103	4	25,883
Cyprus			3	219,835	1	1,890			4	221,725
Czech Republic	1	287,522	2	5,980,425	1	23,681			4	6,291,628
Denmark	8	11,118,139	18	20,672,443	18	987,609	1	24,784	45	32,802,975
Egypt	11	210,364	23	895,763	4	54,927	2	30,910	40	1,191,964
Finland			2	211,154					2	211,154
France	4	210,377	21	1,857,513	3	654,094			28	2,721,984
Germany	9	1,473,443	60	6,504,379	19	11,482,237	3	24,941	91	19,485,000
India	1	26,496	10	1,859,428			2	115,084	13	2,001,008
Indonesia			1	112,000	1	2,948			2	114,948
Iran (Islamic Republic)	1	56,980	3	55,635					4	112,615
Iraq	78	8,128,524	458	49,102,321	182	26,287,523	101	14,243,502	819	97,761,870
Ireland			2	79,696					2	79,696
Italy	6	1,603,691	30	7,459,626	5	174,317	4	267,545	45	9,505,179
Japan	8	17,317,159	20	52,058,896	6	342,219			34	69,718,274
Jordan	52	6,316,590	129	12,595,069	112	1,269,396	22	204,903	315	20,385,958
Kenya			1	284,457					1	284,457
Kuwait	1	304,750	13	3,623,003					14	3,927,753
Lebanon	4	2,648,957	26	2,496,635	30	1,386,734	5	102,511	65	6,634,837
Liechtenstein	1	22,700,000							1	22,700,000
Morocco			1	16,400					1	16,400
Netherlands	10	1,784,903	22	4,125,272	5	975,210			37	6,885,385
New Zealand	1	160,997							1	160,997
Norway	1	41,000			1	4,962			2	45,962
Oman	4	493,485	6	1,457,456	4	489,610			14	2,440,551
Pakistan			1	15,062					1	15,062
Saudi Arabia			4	314,019	1	153,000			5	467,019
Slovenia			2	380,980					2	380,980
South Africa			3	42,188	1	6,700			4	48,888
Spain			2	150,595	1	24,623			3	175,218
Sudan			1	78,975					1	78,975
Sweden	2	12,680,046	3	106,731	4	166,529			9	12,953,306
Switzerland	5	184,332	26	2,957,501	1	27,660			32	3,169,493
Syrian Arab Republic			3	463,061					3	463,061
Thailand	1	8,221	1	43,836					2	52,057
Tunisia	2	38,650	2	47,340					4	85,990
Turkey	6	2,446,956	1	452,500					7	2,899,456
United Arab Emirates	1	32,500	7	41,390,975	5	100,142	2	31,544	15	41,555,161
United Kingdom	23	14,596,065	57	37,540,997	26	2,285,875	6	191,355	112	54,614,292
United States	8	1,562,414	28	8,251,020	12	1,433,984	3	295,724	51	11,543,142
Total	275	164,462,477	1,029	284,891,358	449	48,773,286	156	15,662,934	1,909	513,790,055

To date, contracts for a total value of \$ 514 mill awarded to Suppliers from 47 countries are posted on the IRFFI website.

UNDG ITF Contract Scam Alert!
For details please refer to www.irffi.org

4. HIGHLIGHTS : Contract Awards Data as posted on irffi website

Table 1 Contact Awards by Cluster, July 2004—June 2007 (\$)

CONTRACT AWARDS BY CLUSTER			
July 2004- June 2007			
Cluster	No.	%	Amount
A-Agri, Food Sec, Env.	285	11	58,185,289
B-Education & Culture	536	19	99,738,057
C-Governance & Human Dev.	119	2	11,515,627
D-Health & Nutrition	694	10	50,244,572
E-Infrastructure & Rehab.	188	27	141,212,754
F-Refugees, IDPs & Durable Solutions	42	3	13,634,760
G-Support to Electoral Process	45	27	139,258,996
Total	1,909	100	513,790,055

DO YOU KNOW?

CONTRACT AWARD DETAILS BY:

- Cluster
- Agency
- Project
- Method of Procurement
- Country of Origin of Supplier
- Item Procured
- Awards Date
- Name of Supplier
- Value of Contract

Table 2 Contract Awards, by Method of Procurement (\$)

CONTRACT AWARDS BY METHOD OF PROCUREMENT				
July 2004- June 2007				
Procurement Method	No. of Awards	%	No. of Amount	%
Competitive Bidding	1349	71	295,597,196	57
Direct Contracting	465	24	199,943,985	39
Long Term Agreement	95	5	18,248,874	4
Total	1,909	100	513,790,055	100

ARE POSTED ON THE UNDG ITF PROCURMENT PAGE, IRFFI WEBSITE
www.irffi.org