



### KEY FIGURES:

- 25 DONORS
- 16 IMPLEMENTING UN ORGANIZATIONS
- US\$1,274 mill TOTAL GROSS DEPOSITS
- US\$1,079 mill APPROVED & FUNDED FOR A TOTAL OF 132 PROJECTS AND PROGRAMMES
- US\$806 mill (75%) OF APPROVED FUNDING CONTRACTUALLY COMMITTED
- US\$700 mill (65% OF APPROVED FUNDING DISBURSED
- US\$523 mill CONTRACT AWARDS POSTED ON WEBSITE [www.irffi.org](http://www.irffi.org)

## 1. LATEST NEWS

### Gross Donor Contributions

During the month of November 2007 the UNDG Iraq Trust Fund (ITF) received a contribution of US\$10 million from the Government of the Republic of Korea, earmarked as follows:

- \$3mill to UNDP for Infrastructure & Housing
- \$3mill to UNIDO for Rural Development
- \$3mill to UNHCR for Refugees, IDPs & Durable Solutions
- \$3mill to UNICEF
- \$3mill to UNOPS for Mine Action

Total UNDG ITF deposits currently amount to \$1.274 billion. For further details refer to Donor Contributions link on the UNDG ITF section of the IRFFI web site ([www.irffi.org](http://www.irffi.org)).

### UNESCO Director-General opened Iraqi Cultural Week

Mr Koïchiro Matsuura, Director-General of UNESCO, opened the Iraqi Cultural Week in Paris at UNESCO's Paris Headquarters on the 12 November 2007.

The event, organized by the UNESCO Culture Sector and the UNESCO Office for Iraq in Am

also marked by a traditional Iraqi Maqam performance, the country's leading classical music tradition, which was designated as a Masterpiece of the Oral and Intangible Heritage of Humanity in 2003.

In his opening address, given in presence of Mr Jaber Mohammad Abbas Al-Jaberi, Deputy Minister of Culture of Iraq, and of Mr Muhyi Alkateeb, Ambassador and Permanent Delegate of Iraq to UNESCO, Mr Matsuura highlighted "the crucial role of heritage and living arts and traditions in sustainable development". "By hosting these exhibitions at UNESCO's Headquarters, we wish to express the Organization's support for Iraq's past and present artistic expressions, but, more broadly, to highlight human creativity as a powerful force that lives on, even in the darkest hours", underlined the Director-General. "

On 13 November, the Director-General also inaugurated the third meeting of the International Coordination Committee for the Safeguarding of Iraqi Cultural Heritage, one of the key events of the Iraqi cultural week. This Committee, established in 2004 as an advisory committee to UNESCO, provides advice on measures to improve and reinforce international cooperation for the safeguarding of the Iraq's tangible and intangible heritage.

Noting that since 2004 culture had been included for the first time as part of the United Nations comprehensive strategy for action in Iraq under the UNDG Iraq Trust Fund, Mr Matsuura emphasized that UNESCO's areas of priority action remained the prevention of illicit excavation and pillaging of cultural property, the fight against illicit trafficking, the training of art professionals, the protection of archaeological sites and the rehabilitation of historic buildings.

Mr Matsuura said that negotiations were still under way with potential donors to secure financial contributions for the second phase of the UNDG programme in the areas of capacity-building and training, as well as of national cultural and educational policies. "I therefore call on Member States to continue their financial efforts to enable the second phase of the UNDG programme for culture to be implemented", he appealed in his concluding remarks.



man, in cooperation with the Ministry of Culture of Iraq, Ministry of State for Tourism and Antiquities, and with the financial support of the Society for International Cultural Exchange and the Japanese Funds-In-Trust, featured a variety of activities intended to celebrate Iraqi culture. The launch was

<u>Inside this issue:</u>	Page
New UNCT Coordinating Structure	3
Financial Summary	4
Commitments and Disbursements by Cluster	5
Commitments and Disbursements by Agency	6
Summary of Contracts Awards	7

## Latest News (continued)

### The UN to Assist the Government of Iraq on the Return of the Internally Displaced (IDP's) and Refugees

According to the UNAMI Information Office, it is estimated that 2.3 million Iraqis have been internally displaced and 2 million others have taken refuge in neighboring countries. There are currently encouraging indications that limited returns are ongoing.

The United Nations, together with its multinational partners, intends to support the Government of Iraq (GoI) in its aim at facilitating these and future returns. The United Nations' assistance will include providing technical advice; developing monitoring and data gathering tools; encouraging the momentum of voluntary and safe return and providing capacity-building support to the Ministry of Displacement and Migration (MoDM).

The UN is undertaking this policy-initiative at the request of the Iraqi MoDM which sought UN assistance in enhancing its own capacity to determine the scope and complexity of the internally displaced and refugee issue.

The Special Representative of the Secretary-General for Iraq, Staffan de Mistura said, "As there are indications that both, refugees and IDP's, are starting to return back to their homes, we stand behind the Iraqi Government in ensuring that this initial positive return is properly assisted and implemented."

### Local Area Development Programme

### برنامج التنمية المحلية

On fifth of December 2007, the Government of Iraq and the United Nations officially launched the Local Area Development Programme (LADP) in Baghdad in the presence of the EU ambassador, Iraqi officials from central and local authorities, university representatives and the media. The LADP is a joint undertaking of the Government of Iraq and seven UN agencies (UNDP, UNHABITAT, ILO, UNOPS, WHO, UNESCO and UNIFEM). In addition, the programme is fully supported by UNICEF

since its formulation as well as UNEP and UNIDO who are coordinating their efforts with LADP group in the target areas of the Programme. This programme aims at strengthening the capacities of local authorities in Sulamaniya, Babel, and the Marshlands to prepare and implement local area development plans in close partnership with the private sector and community stakeholders. Furthermore, the programme will stimulate local economic development and improve local infrastructure and basic services.



The National Steering Committee is chaired by the Ministry of Planning and Development Cooperation and comprised of the Ministries of Education, Health, Municipalities and Public Works, Labour and Social Affairs, Housing and Reconstruction, Agriculture, Environment, Water Resources and Ministry of State for the Marshlands. Representatives from the above-mentioned governorates are also members of the Steering Committee. The main functions of this committee are to provide strategic advice and guidance, sharing of experiences, and technical support to local steering committees for local planning, overall monitoring and endorsement of local area development plans for resources mobilization purposes.



During the current phase of implementation, the programme benefits from a contribution of \$30 million from the European Commission (EC) channelled through the UNDG Iraq Trust Fund. Recently, the Swedish International Development Agency (SIDA) generously contributed around US\$2.4 million to be solely invested in social and basic infrastructure projects towards the revitalization and development of the Marshlands. Moreover, the Canadian International Development Agency (CIDA) showed its willingness to coordinate its on-going efforts in the marshlands with the LADP to maximize the use of its available resources.

The UN and the government of Iraq will ensure the success of this flagship programme and counting on lessons learned from this pilot phase to expand the programme to other areas of Iraq to help in strategic planning and national budget execution efforts.

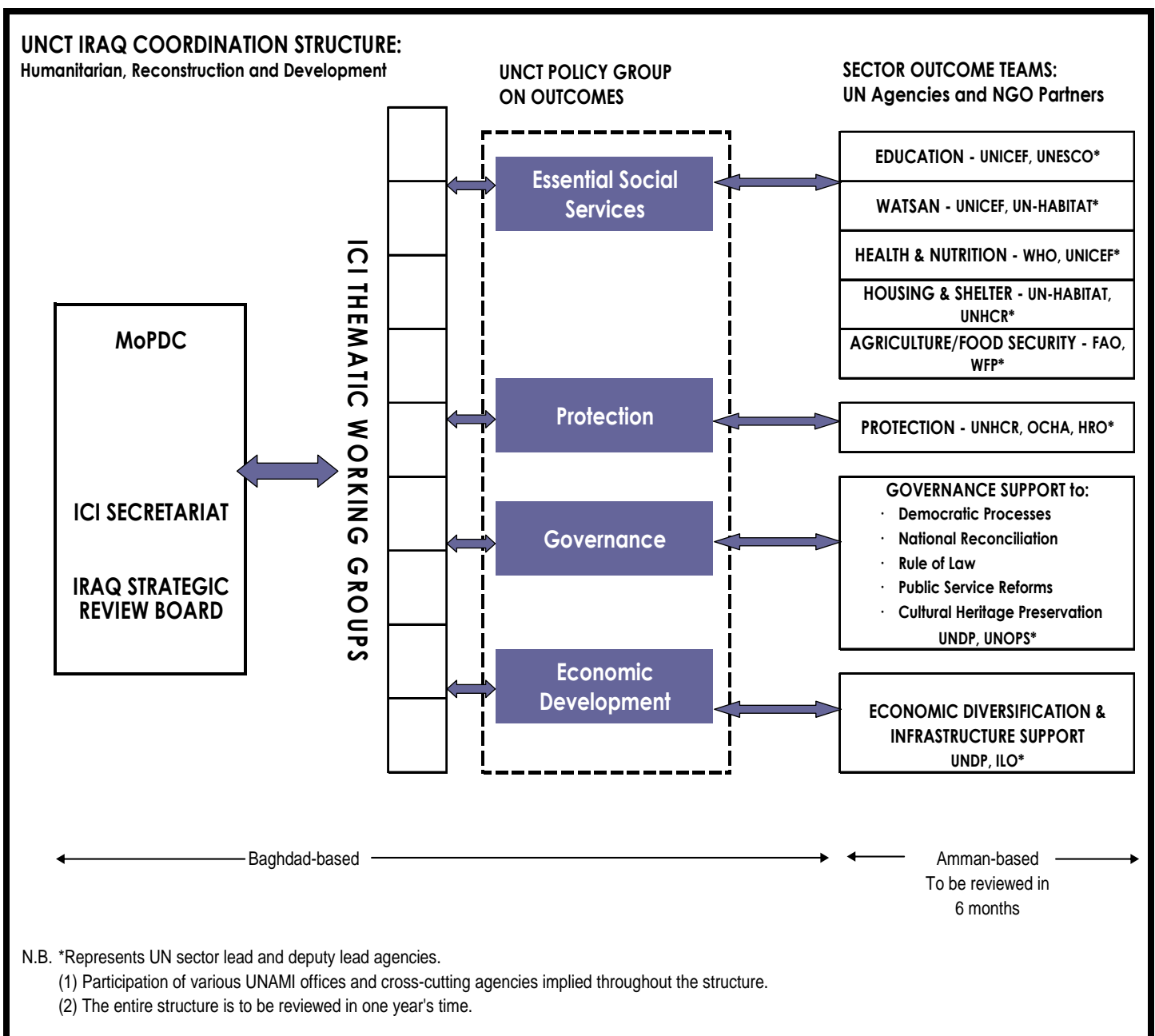
## 2. New UNCT Iraq Coordinating Structure

### UNCT Announces New Coordinating Structure

November 2007, marked the official end of the UNCT's "Cluster" coordination system that was originally implemented in 2004 and later streamlined in July 2005. The new coordination structure, which shifts the UNCT's focus into Iraq, commenced on 1 December. Amman based Sector Outcome Teams, comprising UN Agencies and NGO partners, have replaced the previous clusters.

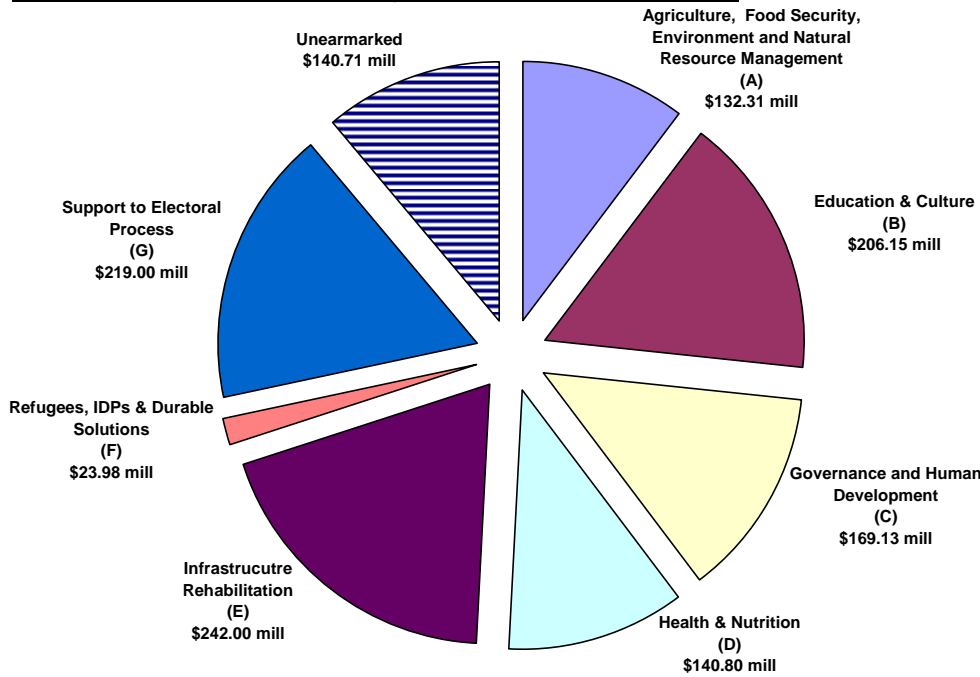
Additionally, a Policy Group has been established in Baghdad to align the work of the UNCT more closely to the MDGs and the work of the ICI. The structure of the Policy Group is based on the following policy priority sections:

- Essential Social Services
- Protection
- Governance
- Economic Development



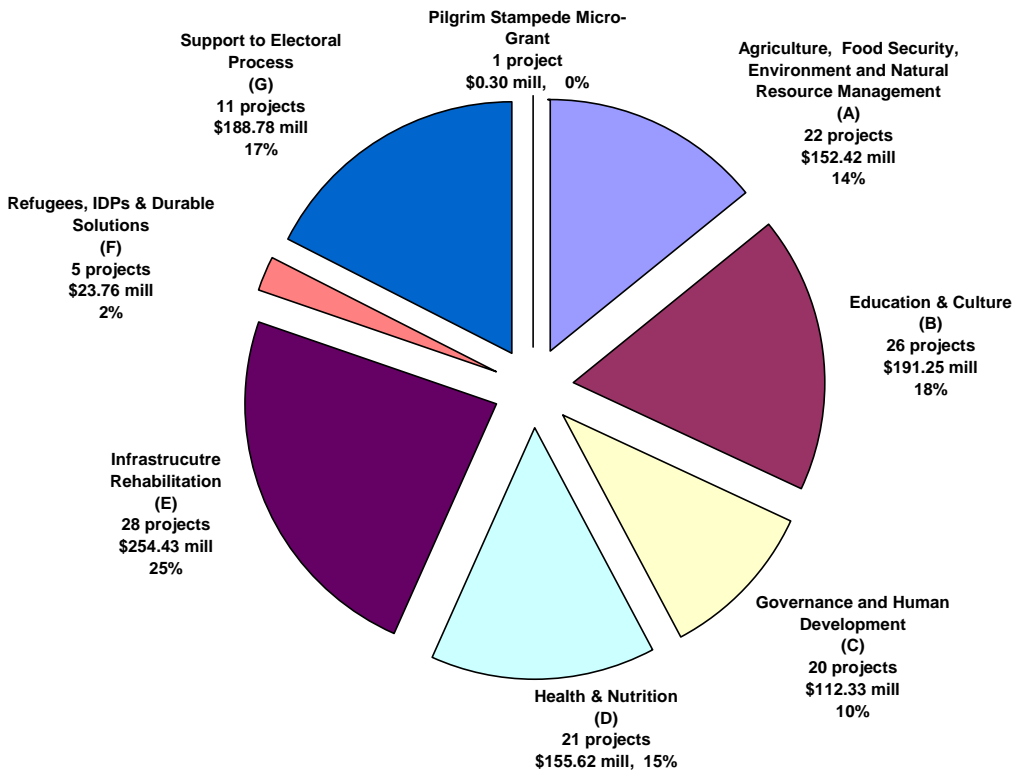
### 3. FINANCIAL SUMMARY

#### 3.1 Donor Deposits, breakdown by Cluster and Donor (\$US mill)



Donor	Gross Deposit (US\$ mill)
EUROPEAN COMMISSION	537.36
JAPAN	360.95
SPAIN	93.17
CANADA	63.79
UK	55.54
ITALY	29.78
AUSTRALIA	26.96
KOREA	21.00
DENMARK	12.41
SWEDEN	10.62
GERMANY	10.00
NORWAY	7.01
NETHERLANDS	6.70
FINLAND	6.23
INDIA	5.00
KUWAIT	5.00
QATAR	5.00
USA	5.00
GREECE	3.63
NEW ZEALAND	3.36
LUXEMBOURG	2.32
BELGIUM	1.32
IRELAND	1.23
ICELAND	0.50
TURKEY	0.20
<b>TOTAL</b>	<b>1,274.08</b>

#### 3.2 Approved Funding, breakdown by Cluster and Implementing UN Organization (\$US mill)



Agency	Approved Funding (US\$ mill)	No. of Projects
UNDP	301.91	30
UNOPS	185.59	27
UNICEF	153.15	20
WHO	105.57	18
FAO	87.45	10
UN-HABITAT	70.79	12
UNESCO	57.72	19
UNIDO	30.42	9
UNEP	16.61	3
WFP	14.19	2
UNHCR	13.42	4
UNFPA	12.60	1
ESCWA	10.38	5
UN DPA/EAD	7.80	1
UNIFEM	5.73	4
ILO	5.56	4
<b>TOTAL</b>	<b>1,078.89</b>	<b>169</b>

Projects shown under "Cluster" will be less than the number of projects shown under "Agency" since a joint programme implemented by two or more agencies while counting as one programme under a cluster is reported separately by each agency thereby accounting for more than one project.

## 4. PROJECT COMMITMENTS & DISBURSEMENTS

Implementing UN agencies have to date **legally committed \$806 million and disbursed \$700 million of total approved funding (which amounts to \$1,078.90 mill for the implementation of 132 joint programmes)**. Tables 4.1 and 4.2 provide a summary of project commitments and disbursements by UN Cluster and Participating UN Organization, respectively. Figures for the period November 2007 are based on latest available information from various operational units of the Iraq UN Country Team and provide updates on the progress made in 2007. **As of end November 2007, agencies' average commitment and disbursement rates amount to 75% and 65% of approved funding, respectively.**

**Table 4.1 CLUSTER COMMITMENTS AND DISBURSEMENTS SUMMARY, US\$ 000s**

		2004-2006		2007		TOTAL		
CLUSTER	APPROVED FUNDING	July 2004-End December 2006 ACTUALS		January 2007 - End November 2007 ACTUALS		July 2004 - End November 2007 ACTUALS		
		COM <sup>A</sup>	DISB <sup>B</sup>	COM <sup>C</sup>	DISB <sup>D</sup>	COM	DISB	
A	Agriculture, Food Security, Environment and Natural Resource Management	152,419	92,336	67,031	18,105	26,024	110,441	93,055
							72%	61%
B	Education and Culture	191,251	122,810	97,679	20,707	20,578	143,517	118,258
							75%	62%
C	Governance and Human Development	112,323	30,161	29,358	21,199	14,940	51,360	44,297
							46%	39%
D	Health and Nutrition	155,615	85,465	69,393	23,035	21,780	108,499	91,173
							70%	59%
E	Infrastructure Rehabilitation	254,431	173,038	140,437	28,471	25,767	201,508	166,204
							79%	65%
F	Refugees, IDPs and Durable Solutions	23,765	21,645	20,940	1,639	1,455	23,284	22,396
							98%	94%
G	Support to Electoral Process	188,783	164,449	162,277	2,700	2,505	167,149	164,782
							89%	87%
	* Emergency Response Pilgrim Stampede Micro-Grant	300	274	261	21	21	295	282
							98%	94%
	<b>TOTAL</b>	<b>1,078,888</b>	<b>690,178</b>	<b>587,377</b>	<b>115,875</b>	<b>113,070</b>	<b>806,052</b>	<b>700,447</b>
							75%	65%

\* Humanitarian Emergency Project funded from Fund Earned Interest

**NOTES:**

A/ Legally binding contracts signed in 2004, 2005 and 2006 (including multi-year commitments which may be disbursed in future years)

B/ Disbursements made in 2004, 2005 and 2006

C/ New legally binding contracts signed in 2007

D/ Disbursements made in 2007 (including disbursements made against outstanding 2004, 2005 and 2006 commitments)

Table 4.2 AGENCY COMMITMENTS AND DISBURSEMENT SUMMARY, US\$ 000s

AGENCY	APPROVED FUNDING	2004-2006		2007		TOTAL	
		July 2004-End December 2006 ACTUALS		January 2007 - End November 2007 ACTUALS		July 2004 - End November 2007 ACTUALS	
		COM <sup>A</sup>	DISB <sup>B</sup>	COM <sup>C</sup>	DISB <sup>D</sup>	COM	DISB
ESCWA	10,378	4,858	3,616	2,212	2,559	7,069	6,176
						68%	60%
FAO	87,448	55,049	33,393	9,422	17,824	64,471	51,217
						74%	59%
ILO	5,560	315	320	171	71	486	392
						9%	7%
UNDP	301,908	181,047	164,754	22,408	22,594	203,455	187,348
						67%	62%
UN DPA/EAD	7,802	6,710	5,310	579	579	7,289	5,889
						93%	75%
UNEP	16,605	16,488	13,950	0	454	16,487	14,403
						99%	87%
UNESCO	57,718	27,099	23,091	10,644	6,819	37,743	29,909
						65%	52%
UNFPA	12,603	9,146	6,382	936	758	10,082	7,139
						80%	57%
UN-HABITAT	70,789	48,061	37,587	8,664	12,307	56,725	49,893
						80%	70%
UNHCR	13,423	11,927	11,865	1,496	1,380	13,423	13,245
						100%	99%
UNICEF	153,148	101,447	73,652	21,986	15,903	123,433	89,555
						81%	58%
UNIDO	30,417	7,650	7,166	5,700	4,011	13,350	11,177
						44%	37%
UNIFEM	5,726	3,406	3,406	435	414	3,841	3,819
						67%	67%
UNOPS*	185,594	133,761	130,805	13,796	9,197	147,557	140,003
						80%	75%
WFP	14,194	12,169	7,659	1,145	5,518	13,314	13,177
						94%	93%
WHO	105,575	71,045	64,422	16,280	12,681	87,326	77,103
						83%	73%
<b>TOTAL</b>	<b>1,078,888</b>	<b>690,178</b>	<b>587,377</b>	<b>115,875</b>	<b>113,070</b>	<b>806,052</b>	<b>700,447</b>
						75%	65%

\* includes Humanitarian Emergency Project funded from Fund Earned Interest

**NOTES:**

A/ Legally binding contracts signed in 2004, 2005 and 2006 (including multi-year commitments which may be disbursed in future years)

B/ Disbursements made in 2004, 2005 and 2006

C/ New legally binding contracts signed in 2007

D/ Disbursements made in 2007 (including disbursements made against outstanding 2004, 2005 and 2006 commitments)

## 5. CONTRACTS AWARDED UNDER UNDG ITF-FUNDED PROJECTS

**Table 5.1 Value and Number of Awards by Country US\$ (as posted on website www.irffi.org)**

VALUE AND NUMBER OF AWARDS BY COUNTRY										
Country	July- Dec 2004		Jan- Dec 2005		Jan-Dec 2006		Jan - Sept 2007		Total	
	Awards	Amount	Awards	Amount	Awards	Amount	Awards	Amount	Awards	Amount
Australia	1	15,664	2	473,222					3	488,886
Austria	4	641,557	13	4,469,176	5	425,416	4	150,272	26	5,686,421
Bahrain			7	2,337,656					7	2,337,656
Belgium	1	22,500,000							1	22,500,000
Canada			4	187,228	1	12,000			5	199,228
China	20	34,872,695	10	13,509,110					30	48,381,805
Croatia			1	11,780			3	14,103	4	25,883
Cyprus			3	219,835	1	1,890			4	221,725
Czech Republic	1	287,522	2	5,980,425	1	23,681	5	1,173,680	9	7,465,308
Denmark	8	11,118,139	17	20,572,443	17	982,203	16	404,012	58	33,076,797
Egypt	10	177,364	23	895,763	4	54,927	4	61,820	41	1,189,874
Finland			2	211,154					2	211,154
France	4	210,377	20	1,833,391	3	654,094	2	42,799	29	2,740,661
Germany	9	1,473,443	60	6,504,379	19	11,482,237	12	1,624,216	100	21,084,275
India	1	26,496	10	1,859,428			5	536,624	16	2,422,548
Indonesia			1	112,000	1	2,948			2	114,948
Iran (Islamic Republic of)	1	56,980	3	55,635					4	112,615
Iraq	81	8,128,524	457	48,974,321	182	26,287,523	161	19,757,312	881	103,147,680
Ireland			2	79,696					2	79,696
Italy	6	1,603,691	30	7,459,626	5	174,317	19	739,640	60	9,977,274
Japan	3	16,987,896	19	51,981,986	6	342,219			28	69,312,101
Jordan	54	6,316,590	129	12,595,069	112	1,269,396	41	707,137	336	20,888,192
Kenya			1	284,457					1	284,457
Kuwait	1	304,750	13	3,623,003					14	3,927,753
Lebanon	3	2,626,192	25	2,455,757	30	1,386,736	9	271,962	67	6,740,647
Liechtenstein	1	22,700,000							1	22,700,000
Morocco			1	16,400					1	16,400
Netherlands	10	1,784,903	21	4,100,272	5	975,210			36	6,860,385
New Zealand	1	160,997							1	160,997
Norway	1	41,000			1	4,962			2	45,962
Oman	4	493,485	6	1,457,456	4	489,610			14	2,440,551
Pakistan			1	15,062					1	15,062
Saudi Arabia			4	314,019	1	153,000			5	467,019
Slovenia			2	380,980					2	380,980
South Africa			3	42,188	1	6,700			4	48,888
Spain			2	150,595	1	24,623			3	175,218
Sudan			1	78,975					1	78,975
Sweden	2	12,680,046	3	106,731	4	166,529			9	12,953,306
Switzerland	4	150,857	22	2,827,663	1	27,660			27	3,006,180
Syrian Arab Republic			3	463,061					3	463,061
Thailand	1	8,221	1	43,836					2	52,057
Tunisia	1	3,000	2	47,340					3	50,340
Turkey	6	2,446,956	1	452,500			2	112,263	9	3,011,719
United Arab Emirates	1	32,500	7	41,390,975	5	100,142	4	64,122	17	41,587,739
United Kingdom	27	14,567,065	55	37,366,022	26	2,285,875	8	224,564	116	54,443,526
United States	7	1,467,602	28	8,251,020	12	1,433,984	5	310,221	52	11,462,827
<b>Total</b>	<b>274</b>	<b>163,884,512</b>	<b>1,017</b>	<b>284,191,635</b>	<b>448</b>	<b>48,767,882</b>	<b>300</b>	<b>26,194,747</b>	<b>2,039</b>	<b>523,038,776</b>

To date, contracts for a total value of

**\$ 523 mill** awarded to Suppliers from **46 countries** are posted on the IRFFI website.

**Contract award**

**Details;**

procurement method, for what, to whom, when and for how much posted on the website

**UNDG ITF**

**Contract Scam Alert!**

For details please refer to

[www.irffi.org](http://www.irffi.org)