

# **UNDG Iraq Trust Fund: International Reconstruction Fund Facility for Iraq**

## **Implementation Progress July 2004 to March 2007**



**IRFFI Donor Committee Meeting  
20 March 2007**

# Contents

- Introduction
  - UNDG ITF Timeline, Project Approval Procedures, Reporting, and Transparency & Accountability
  
- Part One: Update on Trust Fund Status
  - Source of Funds: Donor Deposits
  - Use of Funds:
    - Approved Projects
    - Commitments and Disbursements
    - Expenditure
  
- Part Two: Update on Implementation Status (by Cluster Coordinators)
  - Implementation Progress
  - Implementation Mechanisms
  - Challenges
    - Basic Services (Education, Health, Basic Infrastructure)



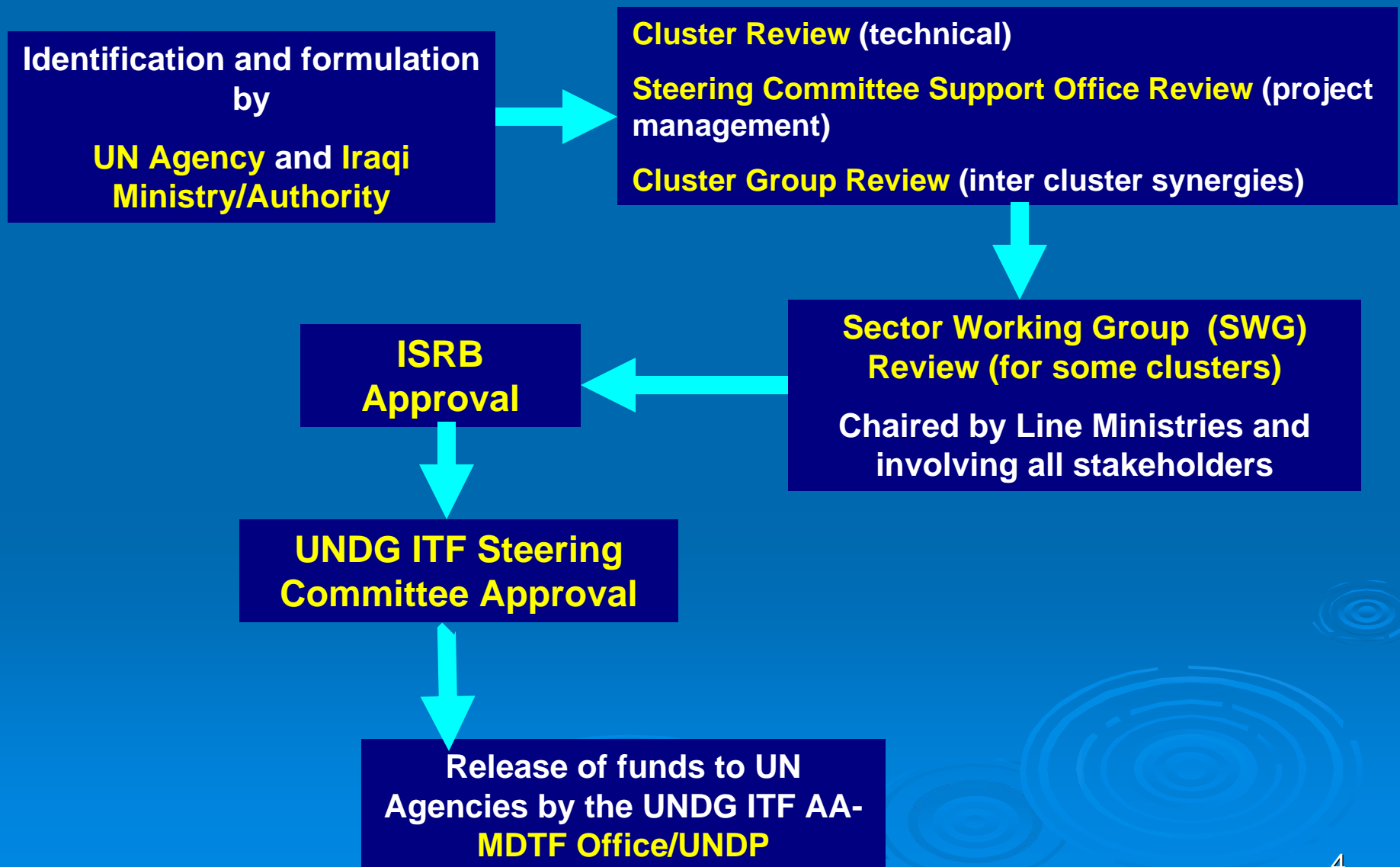
# UNDG ITF Timeline



<b>January 2004</b>	IRFFI and UNDG ITF become operational
<b>May 2004</b>	First significant contributions deposited <b>(US\$ 360 mill)</b> First set of ( 17 ) projects approved by UNDG ITF Steering Committee
<b>June 2004</b>	First set of projects cleared by Iraq Strategic Review Board (ISRB)
<b>Jul – Aug 2004</b>	First fund release to implementing agencies <b>(US\$ 232 mill)</b>
<b>Up to Dec 2006</b>	Contributions deposited <b>(US\$ 1,116.24 mill)</b> Funds transferred to Implementing Agencies <b>(US\$ 885.85 mill) = (110 projects)</b>
<b>February 2007</b>	Contributions deposited: <b>(US\$1,149 mill)</b> <b>US\$ 903.66 million</b> funds transferred to <b>16</b> Implementing Agencies for <b>116</b> projects <b>@ 13 March 2007 = US\$ 931.82 for 130 projects</b>



**All UNDG ITF projects based on UN Assistance Strategy for Iraq  
agreed with the Government of Iraq  
and approved through following processes:**





## Consistent and timely reporting on ongoing projects

- **Analysis of emerging project results and implementation progress in four six monthly progress reports**
- **4<sup>th</sup> report November 2006 compares achievements against targets of 2004 UN Assistance Strategy**
- **Progress update report of 2 March 2007 reflects further work on results based reporting by cluster**
- **In addition, UNDG ITF Newsletters featuring thematic and implementation issues and key financial updates prepared and distributed every month**



# Transparency & Accountability

- Full public disclosure of UN operations on joint UN/WB IRFFI website ([www.irffi.org](http://www.irffi.org))
- Public posting of funds received, decision-making process, projects approved, procurement notices and contract award details, expenditures incurred,...
- External Review Price WaterhouseCoopers report issued and actions being taken on recommendations (see Status of Implementation of recommendations document).



# PART ONE

## Trust Fund Status

### As of end February 2007...



- ▶ Donor contributions have reached \$1.149.29 billion from 25 donors

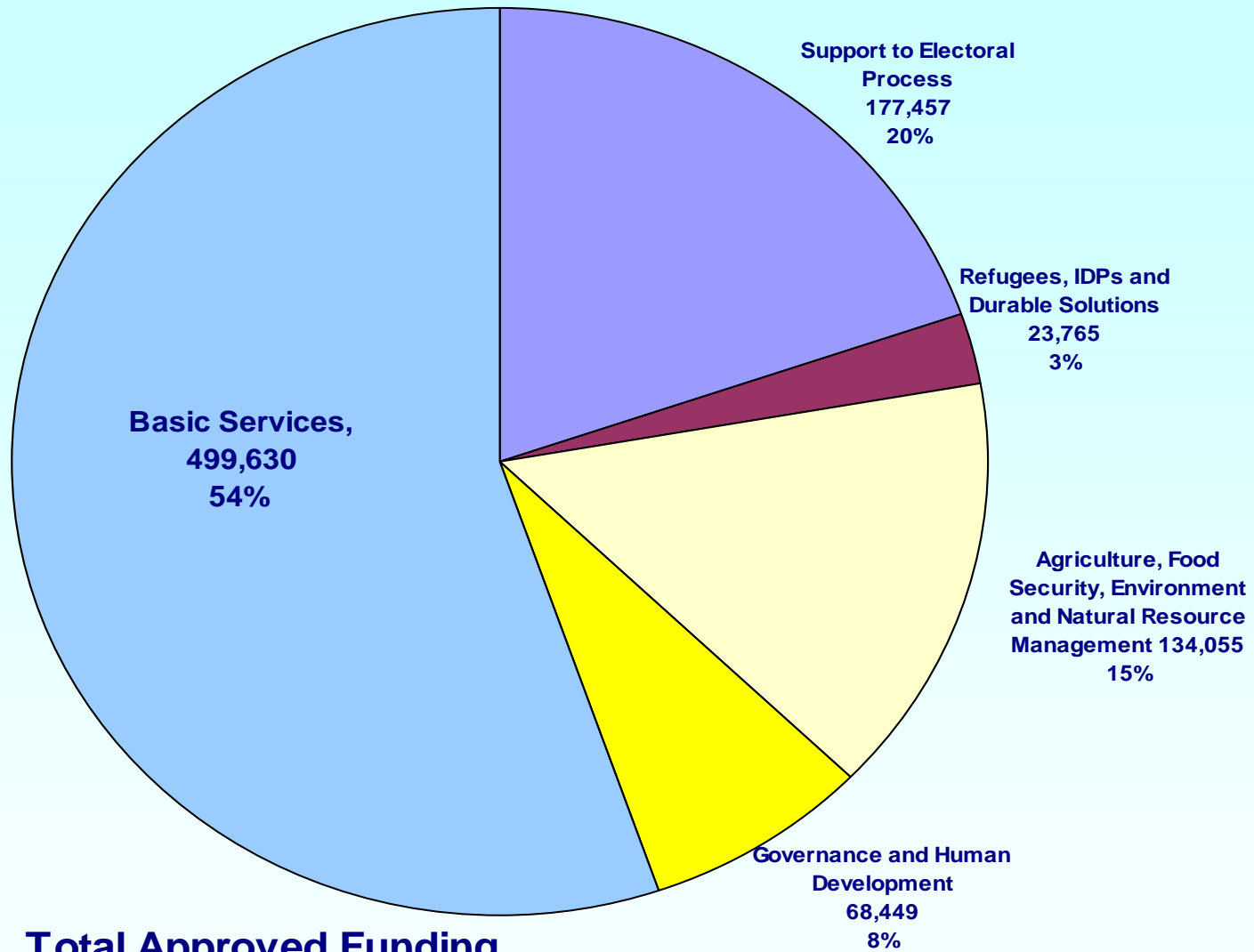
<b>Donor</b>	<b>Gross Deposit (US\$ mill)</b>
European Commission	473.49
Japan	360.95
Spain	62.63
United Kingdom	55.54
Canada	46.40
Italy	29.78
Australia	23.96
Denmark	12.41
Republic of Korea	11.00
Sweden	10.62
Germany	10.00
Norway	7.01
Netherlands	6.70
Finland	6.23
India	5.00
Kuwait	5.00
Qatar	5.00
United States of America	5.00
Greece	3.63
New Zealand	3.36
Luxembourg	2.32
Belgium	1.32
Ireland	1.23
Iceland	0.50
Turkey	0.20
<b>TOTAL</b>	<b>1,149.29</b>

# UNDG Iraq Trust Fund Gross Donor Deposits by year (\$000s) as of 28 February 2007

<b>Donor</b>	<b>2004</b>	<b>2005</b>	<b>2006</b>	<b>2007</b>	<b>2004 to 2007</b>
	(US\$)	(US\$)	(US\$)	(US\$)	(US\$)
European Commission	101,798	195,328	164,072	12,295	473,492
Japan	360,951				360,951
Spain		20,000	27,509	15,122	62,631
United Kingdom	55,542				55,542
Canada	37,767	8,633			46,400
Italy	13,261	16,521			29,782
Australia	7,689	9,060	3,318	3,890	23,957
Denmark	4,526	3,167	2,974	1,744	12,410
Republic of Korea	7,000	4,000			11,000
Sweden	6,824	3,797			10,622
Germany			10,000		10,000
Norway	4,449	2,560			7,009
Netherlands	6,697				6,697
Finland	3,886	2,349			6,234
India	2,500	2,500			5,000
Kuwait	5,000				5,000
Qatar	2,500	2,500			5,000
United States of America	5,000				5,000
Greece	764		2,866		3,630
New Zealand	941	1,420	1,004		3,365
Luxembourg		1,237	1,082		2,319
Belgium		1,321			1,321
Ireland	1,226				1,226
Iceland	500				500
Turkey		200			200
<b>TOTAL</b>	<b>628,821</b>	<b>274,592</b>	<b>212,823</b>	<b>33,050</b>	<b>1,149,287</b>

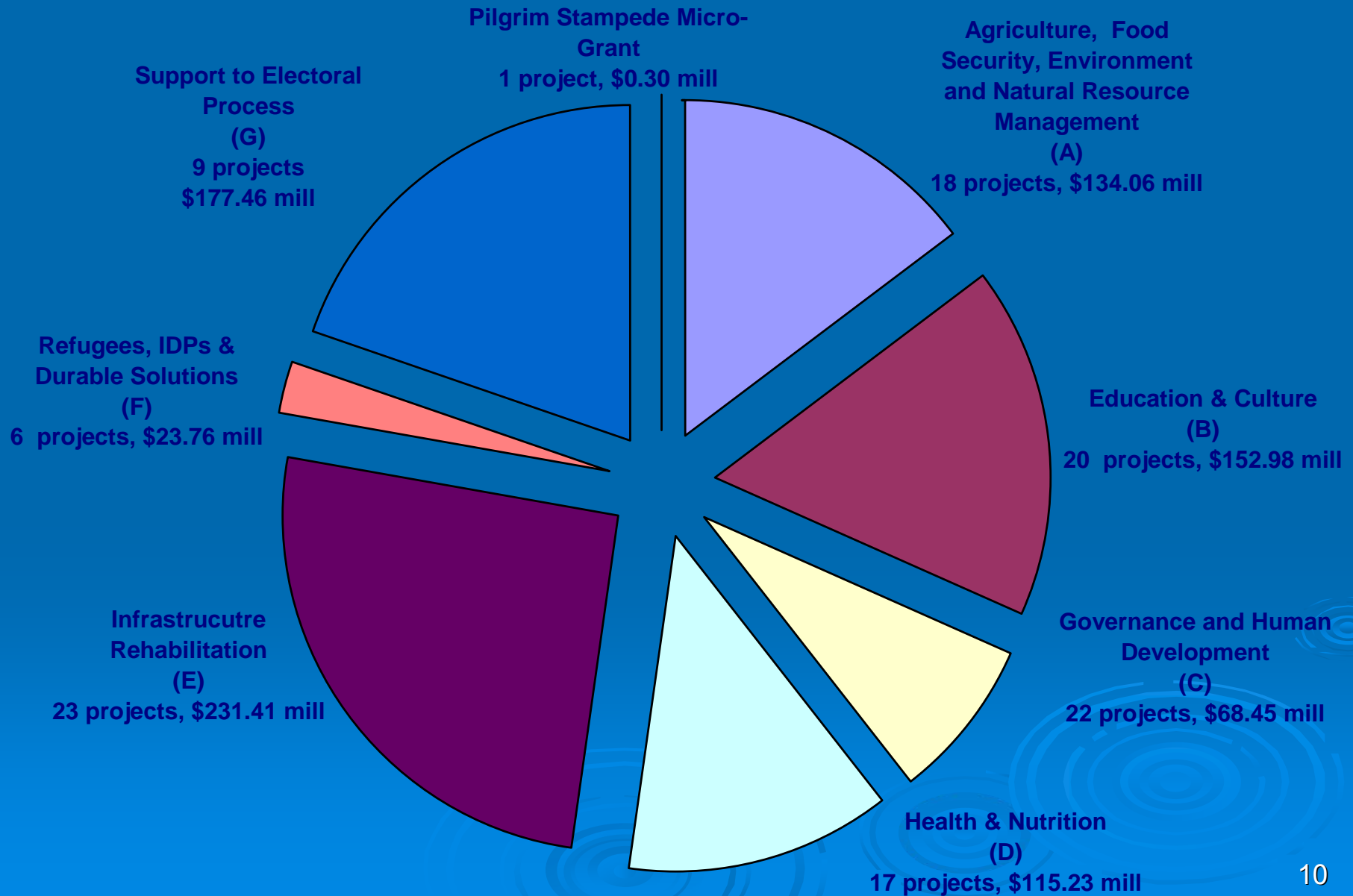
# Funding for Basic Services and Other Clusters

as of February 2007 (\$000s)



**Total Approved Funding**  
February 2007

# 116 projects are approved and funded for \$903.66 million broken down by Cluster as follows:



# Approved Funding, Pipeline Projects and Balance of Funds as at March 2007

CLUSTER	Total Donor Net Deposits	Approved Funding	Funds Available (Net Deposits minus Earmarked Funding)	PipeLine <sup>5</sup>		Funds Available after ISRB /Pipeline
				ISRB/SC Approved Projects	Pipeline Projects	
<b>A</b> Agriculture, Food Security, Environment and Natural Resource Management		<b>97,998,805 Earmarked</b> 37,978,781 Un-Earmarked		A5-18 3,598,077 A5-19 8,011,117 A5-11 phase II 1,000,000	A5-21 1,600,628 A5-22 4,233,287	peer review peer review
	<b>114,229,094</b>	<b>135,977,586 Total Funding</b>	<b>16,230,290</b>	<b>12,609,194</b>	<b>5,833,915</b>	<b>-2,212,819</b>
<b>B</b> Education and Culture		<b>157,402,971 Earmarked</b> 544,649 Un-Earmarked		B1-25 1,757,280	B1-29 11,301,596 B1-28 8,860,000 B1-26 4,000,606 11 projs 50,342,898	peer level peer level ISRB level cluster level
	<b>191,866,342</b>	<b>157,947,620 Total Funding</b>	<b>34,463,371</b>	<b>6,720,536</b>	<b>74,505,100</b>	<b>-46,762,265</b>
<b>C</b> Governance and Human Development		<b>75,699,135 Earmarked</b> 0 Un-Earmarked		C10-09 30,295,396	C9-xx 531,000 C10-07 3,512,819 C9-07 3,857,280 C9-17 4,294,600 Econ Women's empower 2,651,041 Women Res Doc Centre 1,657,000 Iraq rebuild III 3,317,126 Slum Dwellers 6,013,518 CapDev Census 3,317,126	
	<b>126,863,487</b>	<b>75,699,135 Total Funding</b>	<b>51,164,353</b>	<b>30,295,396</b>	<b>29,151,510</b>	<b>-8,282,553</b>
<b>D</b> Health and Nutrition		<b>76,847,747 Earmarked</b> 38,384,315 Un-Earmarked		D2-19 12,000,000 D2-20 5,233,263 D2-21 21,750,000	Waste Management 1,400,056 Malnutrition 6,102,638	
	<b>123,333,704</b>	<b>115,232,062 Total Funding</b>	<b>46,485,957</b>	<b>38,983,263</b>	<b>7,502,694</b>	<b>0</b>
<b>E</b> Infrastructure Rehabilitation		<b>216,596,340 Earmarked</b> 28,850,755 Un-Earmarked			E4-17 586,880 E3-14 6,317,441 E3-15 1,993,000	
	<b>222,805,847</b>	<b>245,447,095 Total Funding</b>	<b>6,209,507</b>	<b>0</b>	<b>8,897,321</b>	<b>-2,687,814</b>
<b>F</b> Refugees, IDPs and Durable Solutions		<b>10,139,502 Earmarked</b> 13,625,148 Un-Earmarked			F8-06a 3,000,000 F8-06b 5,150,000 F8-06c 4,690,000 Water Supply 2,427,764	
	<b>22,324,439</b>	<b>23,764,650 Total Funding</b>	<b>12,184,936</b>		<b>15,267,764</b>	<b>-3,082,828</b>
<b>G</b> Support to Electoral Process		<b>177,615,455 Earmarked</b> -158,611 Un-Earmarked			G11-14 Train IECI staff 2,459,940 Inst'nal Cap Bldg-Elec Comm 5,500,000 Sup Iraqi Nat Observers III 4,500,000 Communication Network 5,000,000 Empower Women/Youth Elect 2,500,000 Voter/ Civic Education 3,000,000 Fair-safe/prof media cover electoral 2,000,000	
	<b>216,359,466</b>	<b>177,456,844 Total Funding</b>	<b>38,744,011</b>		<b>24,959,940</b>	<b>13,784,071</b>
<b>Total Earmarked</b>	<b>1,017,782,379</b>	<b>812,299,955</b>				<b>0</b>
<b>Un- Earmarked</b>	<b>120,540,297</b>	<b>119,225,037 Un-Earmarked</b>	<b>1,315,260</b>			<b>1,315,260</b>
<b>* Emerg Response Pilgrim Stampede</b>	<b>300,000</b>	<b>300,000</b>				
<b>Grand Total</b>	<b>1,138,622,675</b>	<b>931,824,991</b>	<b>206,797,684</b>	<b>88,608,389</b>	<b>166,118,244</b>	<b>-47,928,949</b>



## Adaptation of Implementation modalities using a range of national entities

- In addition to direct agency execution using UN national staff
- National Ministries and Local Governments
- National consultants and contractors
- National and international NGOs
- Great attention to national procurement resulting in contract award to 713 Iraqi contractors (largest supplier) for \$83 million
- Range of internal and external Monitoring systems being used



- ▶ \$598.61 mill disbursement by implementing agencies (66% of approved funding)
- ▶ Contract commitments amount to \$703.54 mill (78% of approved funding)

# Consistent high delivery rates

## Cluster Commitments and Disbursements Summary - End February 2007 (US\$ 000s)

CLUSTER	APPROVED FUNDING	2004-2006		2007		TOTAL	
		July 2004-End December 2006 ACTUALS		January 2007 - End February 2007 ACTUALS		July 2004 - End February 2007 ACTUALS	
		COM <sup>A</sup>	DISB <sup>B</sup>	COM <sup>C</sup>	DISB <sup>D</sup>	COM	DISB
<b>A</b> Agriculture, Food Security, Environment and Natural Resource	134,055	91,592	66,280	3,376	3,289	94,968	69,569
						<b>71%</b>	<b>52%</b>
<b>B</b> Education and Culture	152,984	122,510	97,389	4,953	1,874	127,464	99,263
						<b>83%</b>	<b>65%</b>
<b>C</b> Governance and Human Development	68,449	30,391	29,333	1,777	1,686	32,167	31,020
						<b>47%</b>	<b>45%</b>
<b>D</b> Health and Nutrition	115,232	85,575	69,482	546	2,211	86,121	71,693
						<b>75%</b>	<b>62%</b>
<b>E</b> Infrastructure Rehabilitation	231,414	173,038	140,437	1,777	2,994	174,815	143,431
						<b>76%</b>	<b>62%</b>
<b>F</b> Refugees, IDPs and Durable Solutions	23,765	21,645	20,875	1,496	0	23,141	20,875
						<b>97%</b>	<b>88%</b>
<b>G</b> Support to Electoral Process	177,457	164,449	162,277	118	218	164,567	162,496
						<b>93%</b>	<b>92%</b>
<b>* Emergency Response Pilgrim Stampede Micro-Grant</b>	300	274	261	21	0	295	261
						<b>98%</b>	<b>87%</b>
<b>TOTAL</b>	<b>903,656</b>	<b>689,473</b>	<b>586,335</b>	<b>14,064</b>	<b>12,273</b>	<b>703,537</b>	<b>598,607</b>
						<b>78%</b>	<b>66%</b>

\* Humanitarian Emergency Project funded from Fund Earned Interest

### NOTES:

A/ Legally binding contracts signed in 2004, 2005 and 2006 (including multi-year commitments which may be disbursed in future years)

B/ Disbursements made in 2004, 2005 and 2006

C/ New legally binding contracts signed in 2007

D/ Disbursements made in 2007 (including disbursements made against outstanding 2004, 2005 and 2006 commitments)

# Consistent high delivery rates

## Agency Commitments and Disbursements Summary - End February 2007 (US\$ 000s)

AGENCY	APPROVED FUNDING	2004-2006		2007		TOTAL	
		July 2004-End December 2006 ACTUALS		January 2007 - End February 2007 ACTUALS		July 2004 - End February 2007 ACTUALS	
		COM <sup>A</sup>	DISB <sup>B</sup>	COM <sup>C</sup>	DISB <sup>D</sup>	COM	DISB
ESCWA	8,340	5,107	3,616	225	94	5,332	3,710
						64%	44%
FAO	75,322	55,049	33,393	1,675	2,483	56,724	35,876
						75%	48%
ILO	321	315	316	0	0	315	316
						98%	98%
UNDP	255,048	181,047	164,754	708	1,290	181,755	166,045
						71%	65%
UNDP/EAAD	7,802	6,710	5,310	25	25	6,735	5,335
						86%	68%
UNEP	16,605	15,737	13,192	0	292	15,737	13,484
						95%	81%
UNESCO	39,139	27,099	23,091	1,376	386	28,475	23,476
						73%	60%
UNFPA	12,603	9,146	6,382	30	76	9,176	6,458
						73%	51%
UNHABITAT	58,393	48,061	37,587	2,279	3,315	50,340	40,902
						86%	70%
UNHCR	13,423	11,927	11,799	1,496	0	13,423	11,799
						100%	88%
UNICEF	124,125	101,447	73,652	3,113	963	104,560	74,616
						84%	60%
UNIDO	21,876	7,650	7,166	1,026	468	8,676	7,634
						40%	35%
UNIFEM	3,575	3,386	3,386	0	0	3,386	3,386
						95%	95%
UNOPS*	158,588	133,761	130,805	2,103	1,068	135,864	131,873
						86%	83%
WFP	14,194	12,169	7,659	-575	167	11,595	7,826
						82%	55%
WHO	94,304	70,862	64,226	585	1,645	71,446	65,871
						76%	70%
<b>TOTAL</b>	<b>903,656</b>	<b>689,473</b>	<b>586,335</b>	<b>14,064</b>	<b>12,273</b>	<b>703,537</b>	<b>598,607</b>
						78%	66%

\* Includes Humanitarian Emergency Project funded from Fund Earned Interest

### NOTES:

A/ Legally binding contracts signed in 2004, 2005 and 2006 (including multi-year commitments which may be disbursed in future years)

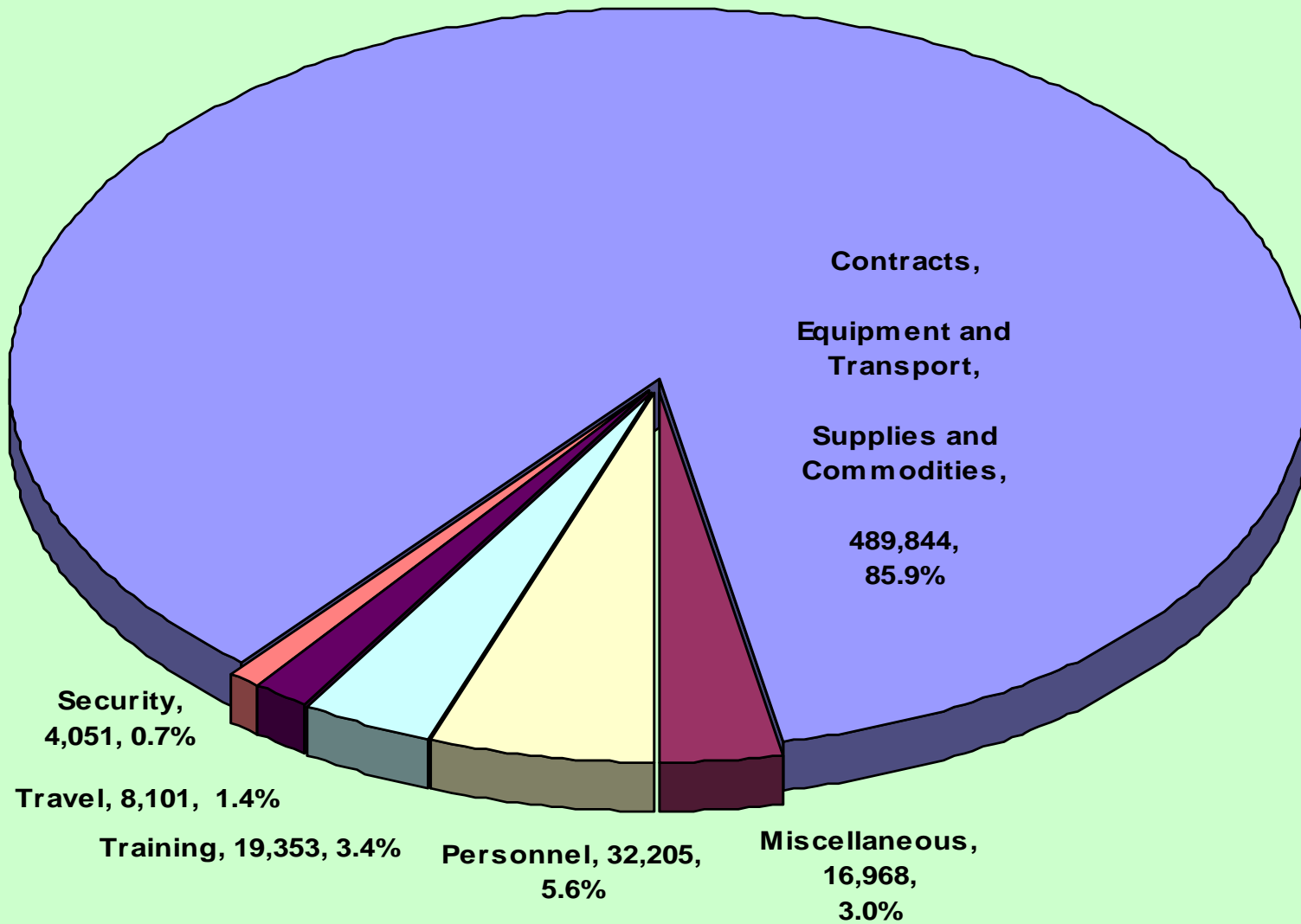
B/ Disbursements made in 2004, 2005 and 2006

C/ New legally binding contracts signed in 2007

D/ Disbursements made in 2007 (including disbursements made against outstanding 2004, 2005 and 2006 commitments)

# Summary and Distribution of Expenditure

July 2004 to June 2006 (\$000s)



## EXPENDITURE HIGHLIGHTS:

- Contracts, Supplies and Commodities, Equipment and Transport 85.9%
- Personnel 5.6%
- Training and Travel 4.8%
- Security 0.7%



# Continued emphasis on capacity development & policy advice



- UNCT integrates institutional strengthening into its implementation of basic services programmes
- In addition specific capacity building programmes under Cluster C such as, Support to MOPDC, Supreme Audit Board, Iraqis Rebuilding Iraq where 52 Iraqi professionals have been deployed
- **Increased provision of policy advice**



## **PART TWO**

### **Implementation Status: Results Based Reporting**

- **Implementation mechanisms**
- **Challenges**
- **Assessment of Progress including successes and shortcomings:**
  - **Basic services cluster**
  - **Water Resources**



# Key Challenges & Hurdles



- Deteriorating security situation
- Delayed decision-making by Ministries
- Weak coordination between Ministries and between Central Gov't and local Gov't
- Internal and external communication constraints
- More than anticipated cost increases of materials and supplies
- Inadequate and delayed availability of Iraqi budgetary resources to permit timely funding of complementary investment and recurrent operational costs – issue of sustainability

# Way forward to address challenges and hurdles

- Support to government – at national and local level specifically on budget execution
- Strengthening of Accountability mechanisms - institution building at central and local levels with an emphasis on strengthening internal and external accountability
- Support to establishing evaluations systems as projects draw to end
- National resource mobilization with emphasis on cost sharing between donors and GOI.

# Progress in Education

- Net enrollment rate in primary level raised from 86% to 87% but not achieving target of 90% due to lack of security
- 65 educational planners and 80 statisticians trained in data collection and analysis techniques,
- A core team of 25 master trainers trained 440 teacher trainers who in turn trained 34,000 teachers
- 236 or 75% of the targeted 313 schools, in addition to water and sanitation facilities in 110 schools were rehabilitated to child friendly standards
- Procurement and distribution of essential learning materials to 6 million children in 2005, 4.5 million in 2006 and 4.7 million in 2007

# Progress in Education (cont)

- 9 million text books have been printed and distributed throughout Iraq to 6 million primary and intermediate level pupils in 16,000 primary schools for the academic year 2005/6.
- Full equipment of 11 technical and vocational education and training schools in Baghdad, Mosul and Samawah
- 5 community learning centres and a National Literacy Resource Centre established to cater for the needs of illiterate girls and women
- Emergency: Learning materials and equipment for 100,000 children; 20 schools rehabilitated in Fallouja and learning materials provided to 225,870 primary level pupils in Anbar.

# Progress in Health

- No major disease outbreaks since 2003, thanks to well functioning surveillance system- 7<sup>th</sup> consecutive year polio free, since 2003 8 national immunization rounds for 4.5 million under 5 children
- 13 obstetric facilities completely finished 462 midwives and nurses out of 900 working at maternity hospitals trained in safe and clean delivery

# Progress in health (cont)

- To date 128 out of 135 originally planned PHCs (benefiting 4.4 million) and 19 training centers geographically in the 19 model districts have been rehabilitated/reconstructed benefiting 5100 of health care professionals (circa 56% of the total PHCs in these districts).
- 15,000mt of fortified food commodities provided to 2.2 million people – 100% of target coverage
- 120 health professionals (80% of target) trained in public health in complex emergencies

# Progress in Infrastructure Rehabilitation

- Over 3.5 million people in central and southern Iraq have access to safe water against a target of 4 million
- Reestablished water quality monitoring system- 80% increase in water sample testing
- Over 350 megawatts of electricity generation capacity added or otherwise stabilized within the national grid representing 10% of current operational generating capacity against target of 400 megawatts - power stations rehabilitation Hartha, Mosul, Taji, Mussayib as well as National Dispatch Center

# Infrastructure Rehabilitation (cont)

- 100 km of distribution lines in Umm Qasr replaced representing 75% of total needs
- Dredging of 8 million cubic meters of silt from approaches to Umm Qasr port resulting in additional 3 million tonnes of cargo handling
- “Housing Fund’ restructured
- Capacities of 10% of senior housing staff improved

# UNDG ITF



## Thank You

[www.irffi.org](http://www.irffi.org)