



Pakistan Development Forum

Challenge of Education & Economic Growth



Government of Pakistan
Ministry of Education

Pakistan Development Forum

March 17-19, 2004



ESR - Some Basic Premises

- ❖ ESR is embedded in national macro reforms framework, reflected in the PRSP, linked to EFA Goals and Millennium Development Goals (MDGs)
- ❖ Economic growth, poverty reduction and education are inter-dependent
- ❖ Human Resource global compatibility for 21st century is our need : to be knowledge-based, rights-aware, flexible, problem-solving and application oriented.

❖ **ESR Targets : Sector Wide approach : Targets 2001-2005/6**

• Literacy	from	49 %	to	60 %
• Gross Primary Enrolment	from	84 %	to	100 %
• Net Primary Enrolment	from	66 %	to	76 %
• Middle School Enrolment	from	47.5 %	to	55 %
• Secondary Sch. Enrolment	from	29.5 %	to	40 %
• Higher Education	from	2.6 %	to	05 %
• Technical Stream	from	100	to	1100
• Madrassahs Mainstreaming	from	140	to	8000
• QUALITY & PUBLIC PRIVATE PARTNERSHIPS UNDERPIN ABOVE				

Implemented by :

- ❖ Provincial, District, Area Govts., Higher Education Commission, Open University, Private Sector, National Commission for Human Development, & CSOs

Our Key Challenges...

- ❖ Sustainable economic growth is possible only through optimum and consistent level of investment in human resource development.
- ❖ Quantity and Quality both matter, including physical and learning environment.
- ❖ Low transition rates across education levels
- ❖ Achieving equitable education and social inclusion.
- ❖ Improving efficiency and effectiveness of public spending across public and private sectors and in multi delivery systems.
- ❖ Effective monitoring of PRSP indicators (outcome & intermediate).
- ❖ Negotiating devolution and decentralization amidst capacity and fiscal constraints.
- ❖ Generating reliable Information on quantity and quality of education systems.
- ❖ Administrative & Financial practices and procedures to be aligned to macro policy shifts in education and governance.
- ❖ Restructuring education budgets and resource transfers for a functional education system across Pakistan.

Enabling Environment :

A Glass Half Full!

- ❖ Country -wide administrative & financial devolution .. A strong basis for district and evidence-based planning.
- ❖ Macro economic stability and higher growth rates
- ❖ Strong political will for education in general and education reforms in particular at all levels for a more productive linkage with local, national and global opportunities..
 - ❖ **Two provinces have declared education as priority No.1 - Punjab and NWFP**
- ❖ Democratic processes becoming rooted at all tiers of the government.. Accountability is increasing in public spaces
- ❖ Robust private sector : 30% and CSOs as active partners
- ❖ Bilateral and multilateral foreign assistance forthcoming for Social Development. ..
- ❖ *But problems of sustainable access, quality and mobility are widespread*

Low Transition Possibilities in Education

Level	Public	Private	Total
Primary	133,116	15,969	149,085
Middle	13,200	13,590	26,790
High	8,610	6,441	15,051
High Sec.	761	460	1,221
Total	155,687	36,460	192,147

Note: Mosque Schools Included in Primary

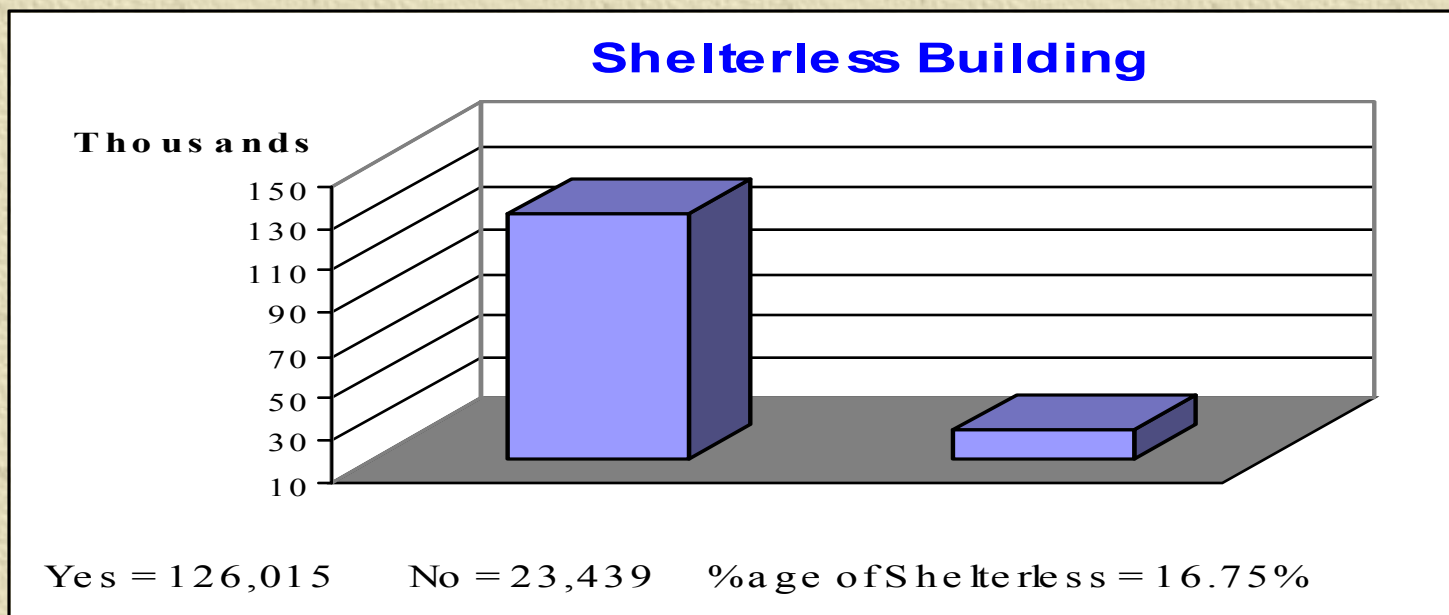
Public Sector

Primary to Middle	10:1
Primary to Secondary	15:1
Primary to High Sec.	175:1

Public+Private Sector

Primary/ Middle	6:1
Primary/ secondary	10:1
Primary/ High Sec	122:1

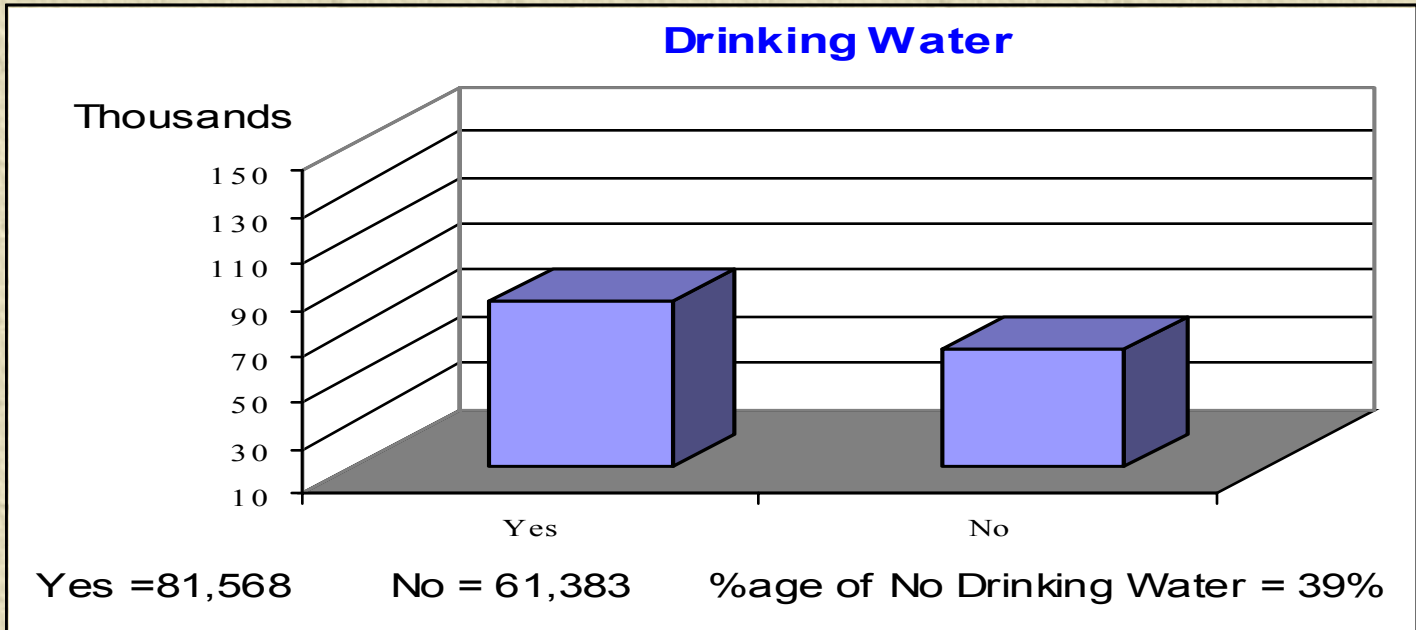
Conducive Physical Environment – Pre-conditions for Access & Quality



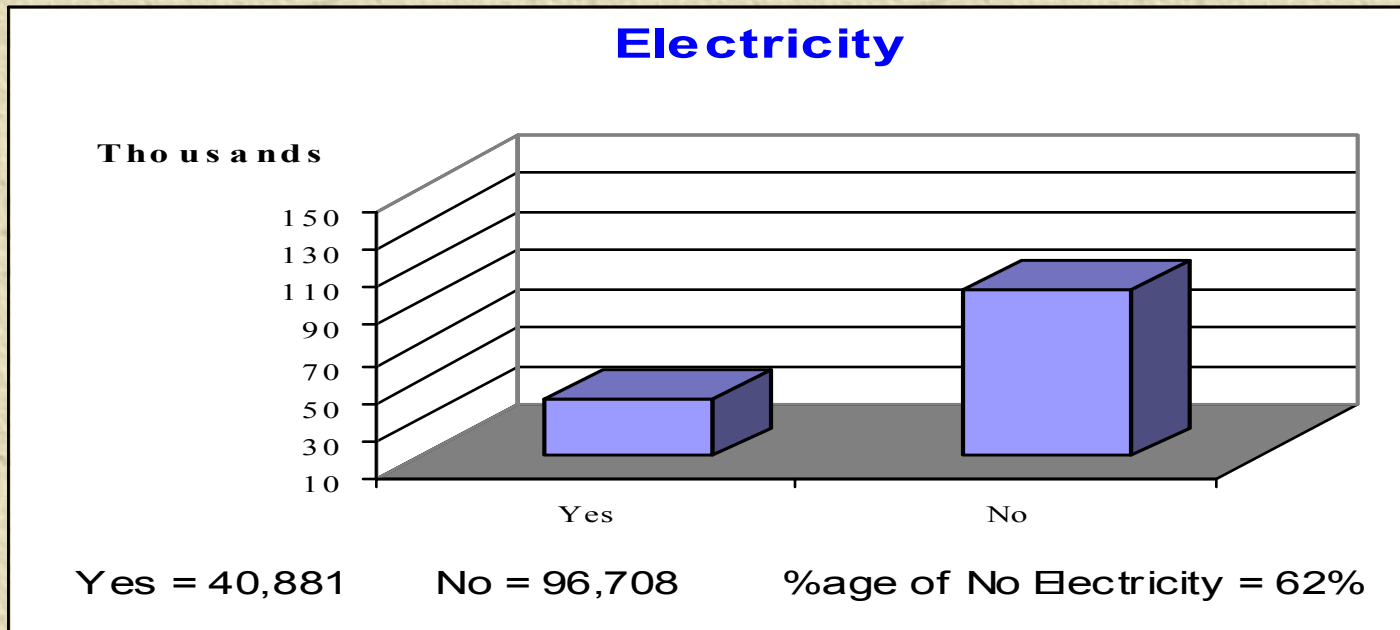
**22,755 or
16.75%
Schools
without
shelter**

Provinces	Shelterless Schools	District: Maximum Shelterless Schools
Punjab	8% (4,970)	16% (Rahim Yar Khan)
Sindh	32% (13,804)	51% (Tharpakar)
NWFP	9% (1,984)	23% (Kohistan)
Balochistan	18% (2,060)	33% (Loralai)

**39%
Schools
without
Drinking
Water**



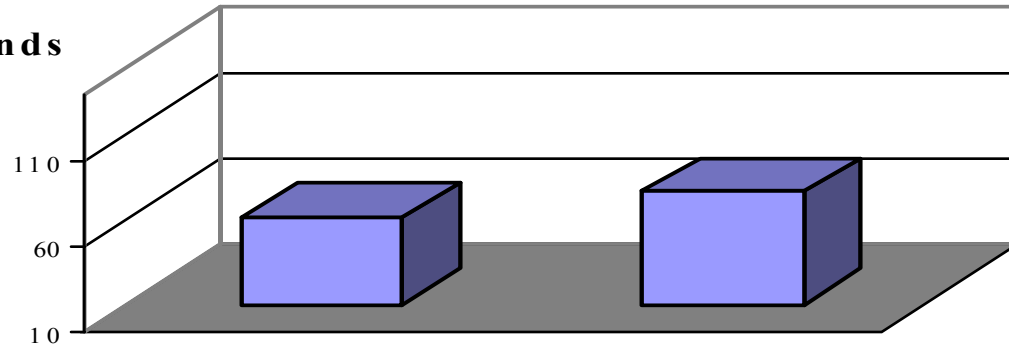
**62%
Schools
without
Electricity**



**49%
Schools
without
Toilets**

Laterine

Thousands

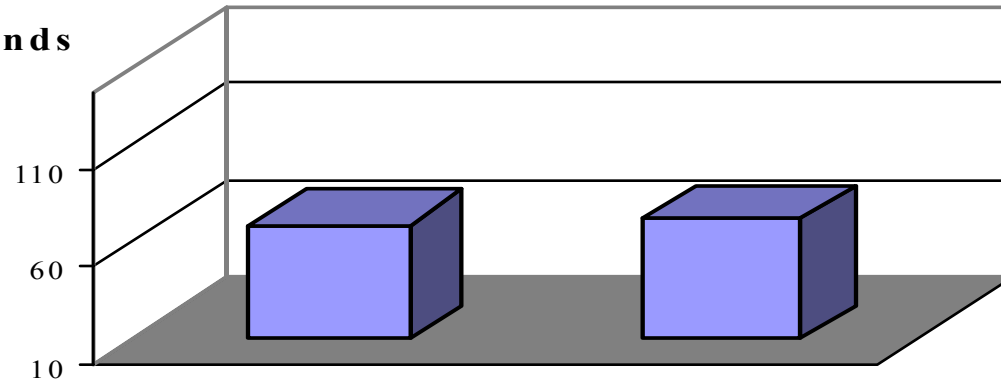


Yes = 60,956 No = 76,312 %age of No Laterine = 49%

**46%
Schools
without
Boundary
Wall**

Boundary Wall

Thousands



Yes = 68,362 No = 71,681 %age of No Boundary Wall =

Disaggregating Challenges: Districts at a Glance... **GWADAR**

- ❖ Gwadar a land of opportunities .. 5th out of 26 districts in poverty ranking for Balochistan, and 60th nationally. But only 26% literacy rate and female literacy rate is 14%
- ❖ Gross Enrolment Rate : 46%
- ❖ Out of 212 primary schools :
 - ❖ **68 Shelterless schools**
 - ❖ **170 Single teacher schools**
- ❖ Ratio of primary to middle 14:1; primary to high 15:1; and primary to higher secondary schools 122 : 1
- ❖ Not one female district education officer !
- ❖ Two functional vehicles to monitor 600 Km coastline !
- ❖ District has low resource base relying on slow provincial flows.
- ❖ **Our Advice:** To launch a Gwadar Social Sector Development Fund tapping emerging industry for generating local education resources to meet EFA/ESR targets.

(District Education Plan : Gwadar 2004-2007)

Muzaffargarh .. Punjab

- ❖ Muzaffargarh ranks 33rd out of 34 Districts in Poverty and Deprivation Ranking
- ❖ Overall literacy rate is 28.4% & female literacy rate is 15% (1998 Census)
- ❖ Gross Enrolment Rate : 33%
- ❖ Out of 1879 primary schools :
 - ❖ **374 Shelterless, non-functional & dangerous schools**
 - ❖ **284 Single teacher schools**
- ❖ Ratio of primary to middle 13:1; primary to high 19:1; and primary to higher secondary schools is 235 : 1
- ❖ At primary and middle level there is equal provision of girls and boys schools but girls enrolment is very low
- ❖ The recently launched Punjab Education Sector Reform Program (PESRP) is under implementation to address the above shortfalls (Missing Facilities, Incentives and Contract Teachers).

Some ESR /EFA Achievements

- ❖ Provincial and District EFA Plans of Action with targets prepared
- ❖ A comprehensive rehabilitation program resulted in improvement in 12,000 schools
- ❖ Strengthening of SMCs/PTAs for efficient school based governance and quality. Conversion of SMCs into CCBs for mobilization of district development budgets
- ❖ Transparent school specific recruitment of 30,000 Teachers' with enhanced qualifications for quality at primary level
- ❖ Curriculum revised (pre-school to tertiary levels), a continuous need-based process, engaging with emerging disciplines & global challenges of peace & productivity
- ❖ Multiple textbooks introduced to support knowledge based options
- ❖ 14 Video-textbooks for science subjects to promote ICT based instruction in schools with shortage of science teachers
- ❖ Establishment of 380 teachers resource centers at district level across Pakistan

Continued.....

- ❖ Subject-based teacher training across Pakistan and abroad
- ❖ Promotion of ICTs for education planning, management and pedagogy: 38,000 teachers trained
- ❖ NEAS launched for standards & quality assurance at primary and middle level
- ❖ Technical stream established in 411 out of 1100 target secondary level.. Only basic infrastructure..Workshops yet to be functionalized in majority of schools
- ❖ 600 Early Childhood Centres & 12000 literacy centres set up under ESR
- ❖ Information flow from district to province and federal government has improved.. But needs a stronger ICT based link for efficient and timely transfers
- ❖ Public Private Partnerships promoted and incentive package for PPPs in place
- ❖ Higher Education Reforms for access & quality in full swing under HEC
- ❖ Key donors, World Bank, US AID, ADB, UN Agencies, DfID, EU, Norad CIDA, GTZ, supporting ESR core package

Financing the Education Sector

- ❖ Government of Pakistan has undertaken multi-sectoral financing study in Education. Investment in education is 2.50% of GDP. This does not include the private sector (**slide # 14**).
- ❖ Mobilization from Development Partners is moving briskly, 2001-2009 US \$1262 millions. Debt Swaps in 2004-2005 and possible support under FTI underway. **Both are both slow moving instruments.**
- ❖ National allocation for higher education is Rs. 9.7 billion as compared to Rs. 90.77 billion for general education in 2003-04 (Dev. + Non-Dev.)
- ❖ Recommendation is to enhance allocation upto 4% of the GDP although PRSP has proposed 2.35% GDP for Education by 2008. This is an inadequate projection. The PRSP provision does not account for the existing allocation for Education, which 2.5% of GDP.
- ❖ A slippage in ESR and EFA targets due to inadequate financial allocation. This inadequacy will persist if proposed PRSP expenditures in education are not altered.
- ❖ Need enhanced funds to improve school education system especially for improving transition between primary, middle, secondary and technical levels with adequate staffing and field supervision/support.
- ❖ Higher and college education needs additional funds to create a knowledge based society, to provide subject specialists, middle and high end skilled management and labor force.

Total Public Sector Budgetary Allocation for Education

(Rs. in million)

2000-01	2001-02	2002-03	2003-04
75184.207	77368.663	85029.465	# 110034.294

AS % OF GDP

2.20

2.0

2.11

*2.50

* Provisional. Pakistan's GDP in 2002-03 was placed at Rs. 4018 billion as reported in the Economic Survey. Assuming a growth rate of 5.3% and an inflation rate of 4%, the GDP in 2003-04 is estimated at Rs. 4400 billion. The public sector allocation for education in 2003-04 is provisionally placed at 2.50% of the GDP.

The allocation figures are likely to increase when complete data on devolved allocation for Punjab & Balochistan is received.

Source: Ministry of Finance, Provincial Finance Departments and Federal Ministries / Divisions, February 29, 2004.

Data developed by P & D Wing, Ministry of Education.

Total Education Sector Allocations

(Rs. in million)

BUDGETARY ALLOCATIONS*				
	2000-01	2001-02	2002-03	2003-04
Ministry of Education including HEC, FATA, FANA, AJ&K & NCHD	6725.930	10353.108	14135.735	20343.793
Other Ministries / Divisions	3742.578	6859.757	8619.399	6310.700
Provinces	64715.699	60155.798	62274.331	^ 83379.801
TOTAL	75184.207	77368.663	85029.465	110034.294

* *Source: Ministry of Finance/Other Ministries/Divisions and Provincial Finance Departments.*

^ Complete data on current and development allocation for education made by District Governments of Balochistan and Punjab awaited.

We Urgently Require:

- ❖ A commitment to providing balanced sector wide resources and opportunities for all with focus on gender equality.
- ❖ To strengthen NEMIS and Provincial EMIS systems for rigorous monitoring of PRSP indicators relating to education.
- ❖ To create capacities in District Governments to generate data required for PRSP and EFA monitoring.
- ❖ Developing minimum institutional standards for physical facilities and competencies of students and teachers across the system.
- ❖ Financing and planning systems in education to increasingly reflect the sector wide approach with public private options in provision, procurement and sustainability.

Continued....

- ❖ Technical education at secondary and post secondary level needs urgent capacity support for linkage to economy and local industry.
- ❖ Revisit recurrent and development budgets for a more fungible approach until system is fully functional.
- ❖ District governments to allocate M&R/Utilities as % of non-salary budget; a separate line expenditure annually or as part of a rolling development program reflected in district budget.
- ❖ To assist economic growth and bridge the financial gap donors must rally around a minimum basket of education needs to support core priority areas for achieving access and quality targets across all education levels..Guiding principles should be flexible untied aid for program support as well as establishment and recurrent costs.
- ❖ **Education and Economic Growth only possible with systemic changes We are ready, and these measures cannot be delayed for a healthy and prosperous Pakistan....**

Annexes

Education Sector Financing

Ministry of Education, HEC & Federally Administered Areas

(Rs. in million)

	BUDGETARY ALLOCATIONS			
	2000-01	2001-02	2002-03	2003-04
Ministry of Education	5098.738	8625.938	3912.468	+4515.639
Higher Education Commission	----	----	8272.749	+9783.260
FATA	1284.247	1352.881	1536.182	2114.255
FANA	342.945	374.289	414.336	768.639
AJ&K				2885.000
NCHD				277.000
TOTAL	6725.930	10353.108	14135.735	20343.793

+ MoE & HEC figures include both current and development allocations.

Source: Federal Budget Documents, AJ& K & NCHD

Continued.....

Education Sector Financing

Federal Ministries / Divisions / Autonomous Bodies

(Rs. in million)

	BUDGETARY ALLOCATIONS			
	2000-01	2001-02	2002-03	2003-04
Cabinet Division	12.610	12.385	14.151	14.960
Ministry of Interior	3.142	3.119	3.479	3.637
Establishment Division	22.564	42.585	49.906	49.728
Defence Division*	1021.55	1086.179	1350.921	1447.251
Ministry of Health	2.597	2.110	2.845	2.743
Industries & Production Division	151.257	144.852	152.511	149.915
Ministry of Labor, Manpower & Overseas Pakistanis	#171.441	#235.051	412.256	564.226

Source: Ministry of Finance, and Federal Ministries / Divisions.

* Does not include budget of Army Public Schools and Colleges.

Does not include budget of OPF Girls College, Islamabad.

Continued.....

Education Sector Financing

Federal Ministries / Divisions / Autonomous Bodies

(Rs. in million)

	BUDGETARY ALLOCATIONS			
	2000-01	2001-02	2002-03	2003-04
Zakat & Ushr Division	910.000	885.174	1930.281	1939.429
Ministry of Women Development, Social Welfare & Special Education	158.816	158.968	823.889	1124.950
IT Division	528.961	2263.282	1853.683	576.818
Science and Technology Division	727.490	1986.052	1960.289	65.892
Youth Affairs Divisions				145.412
Ministry of Petroleum & Natural Resources				4.040

Education Sector Financing

Federal Ministries / Divisions / Autonomous Bodies

(Rs. in million)

	BUDGETARY ALLOCATIONS			
	2000-01	2001-02	2002-03	2003-04
Ministry of Railways	32.15	40.00	30.00	66.681
Ministry of Water & Power				120.972
Communication Division			35.188	34.046
TOTAL	3742.578	6859.757	8619.399	6310.700

Provincial Allocations for Education

(Rs. in million)

	2000-01	2001-02	2002-03	2003-04
Punjab	32464.378	31681.772	32521.334	#44575.536
Sindh	15078.424	14337.691	9180.700	19014.991
NWFP	12074.682	8964.067	13027.636	14042.070
Balochistan	5098.215	5172.268	7544.661	>5747.204
TOTAL	64715.699	60155.798	62274.331	83379.801

Excludes devolved development budget.

> Complete data from District Governments of Balochistan awaited.