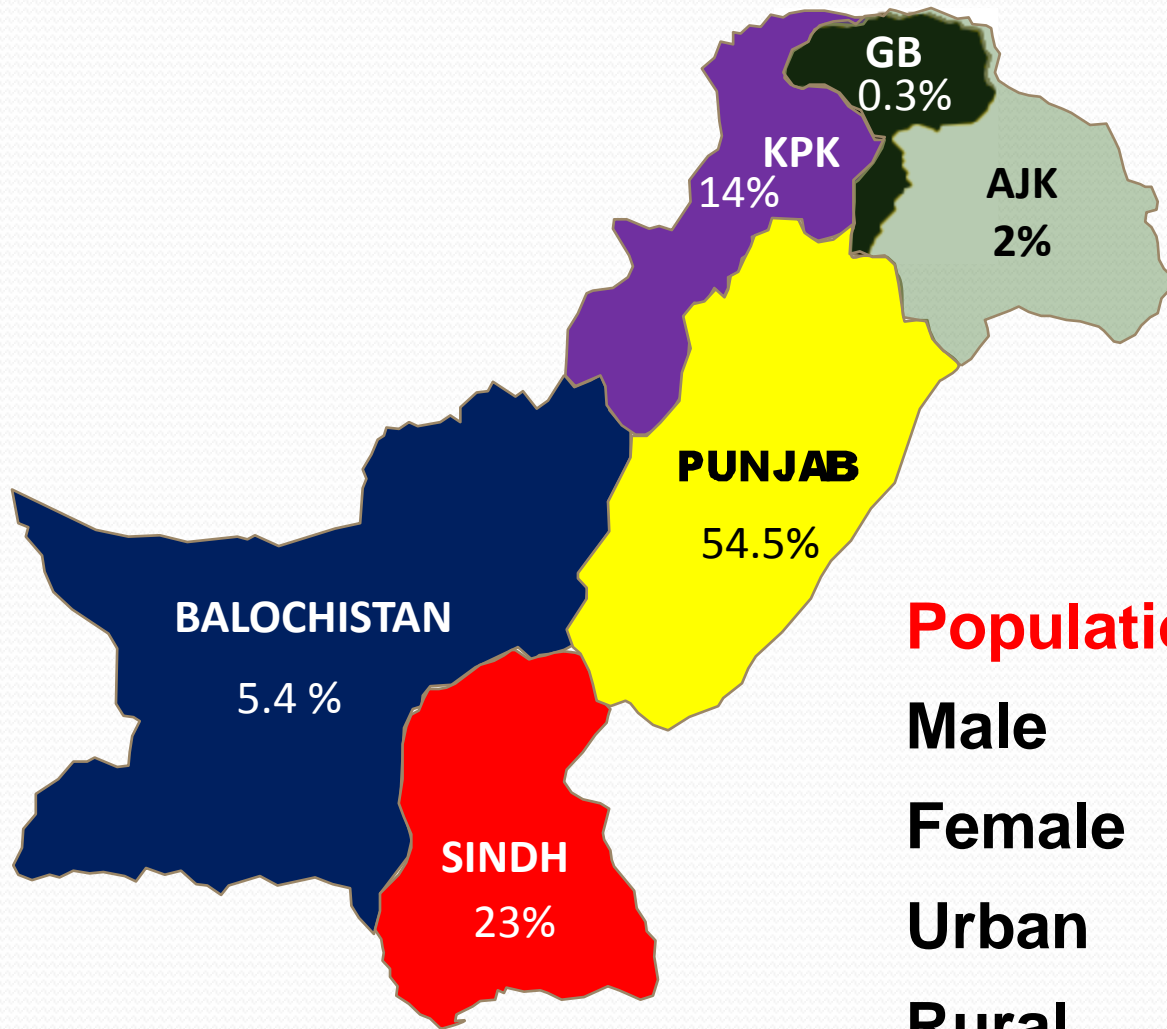


# Protecting the Poor

## Social Sectors and Social Protection: An Overview

Shahnaz Wazir Ali  
Special Assistant to the Prime Minister  
on Social Sectors

# Demographic Profile (2010)



**Population 174m**

**Male 52%**

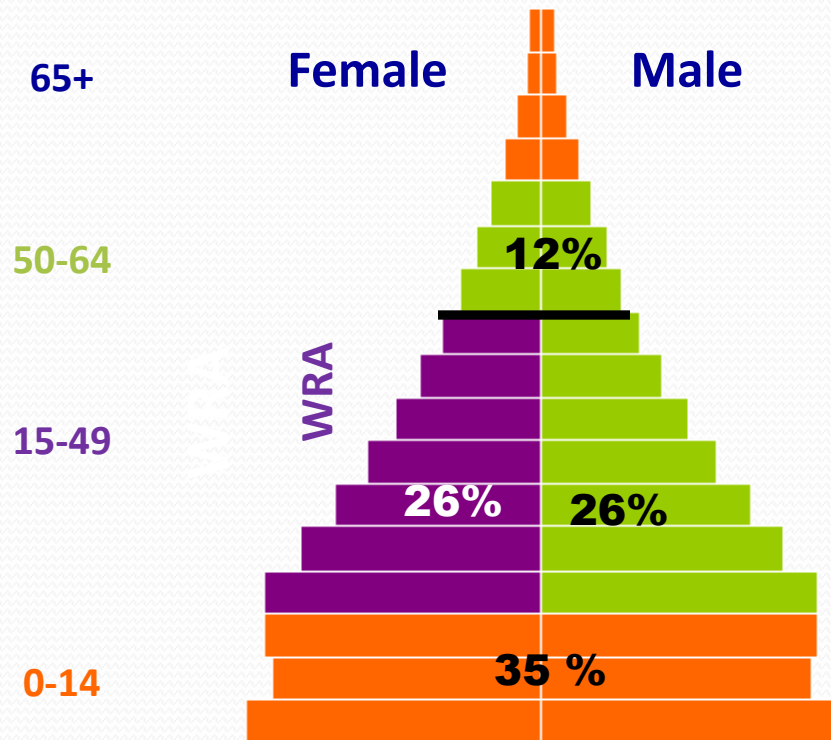
**Female 48%**

**Urban 33%**

**Rural 67%**

# POPULATION PYRAMID

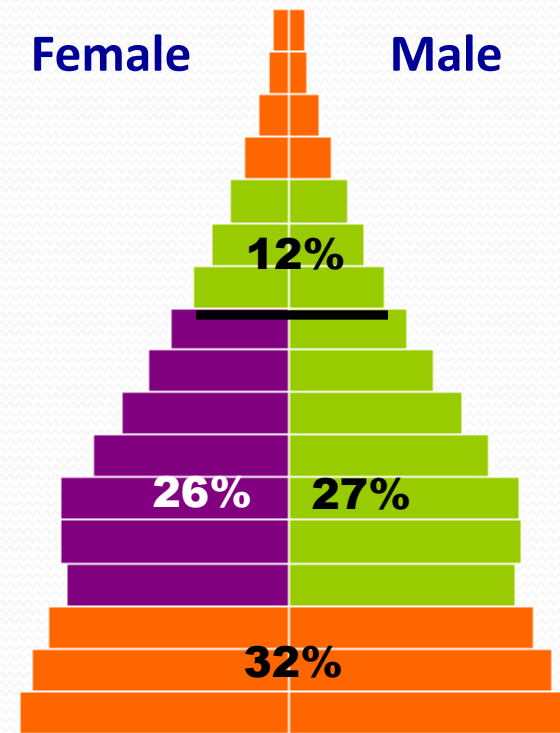
**TFR=3.6**



**2010**

**174m**

**TFR=2.8**

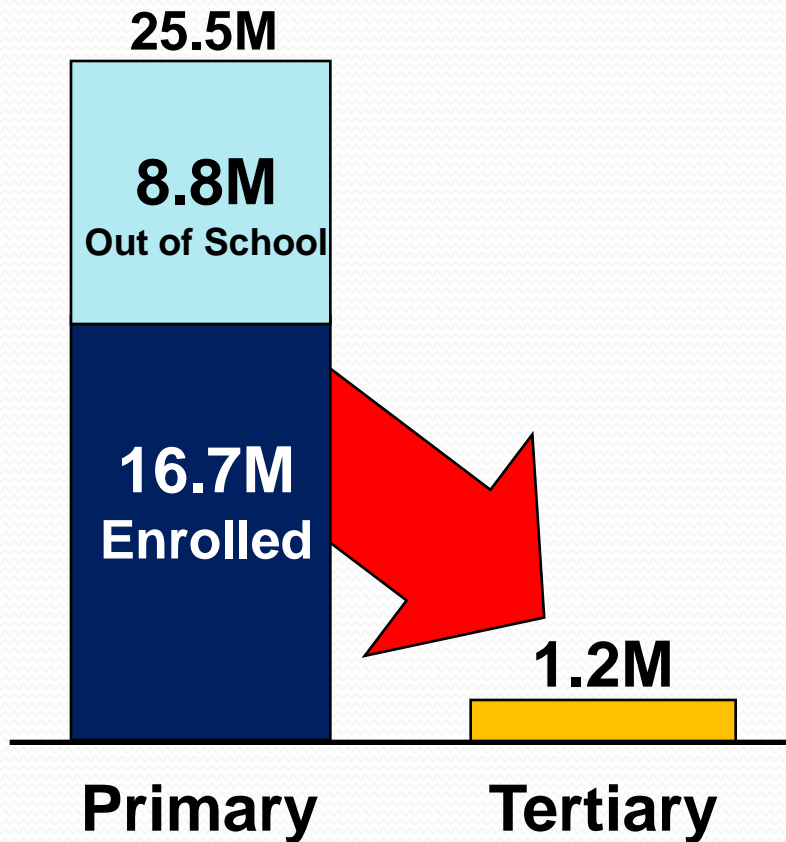


**2020**

**214m**

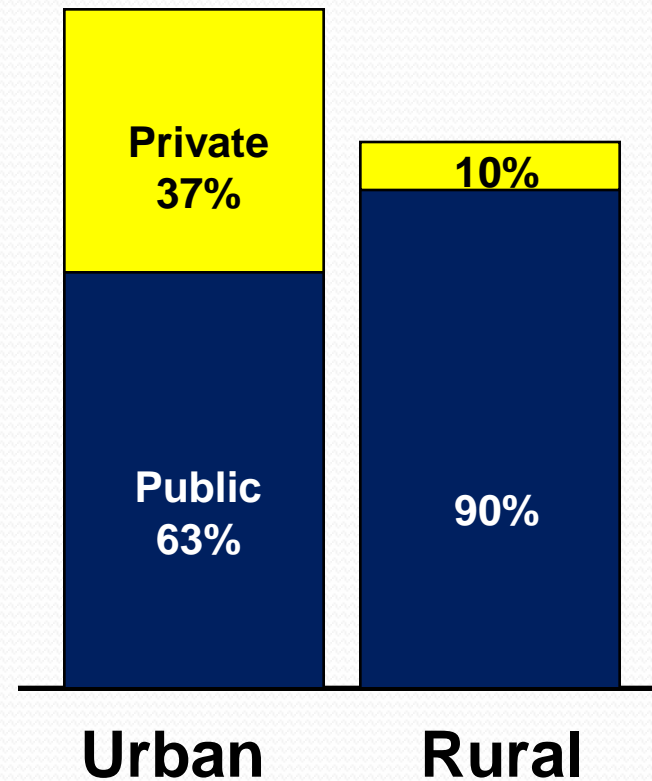
# Key Education Challenges

## Quality/ Access

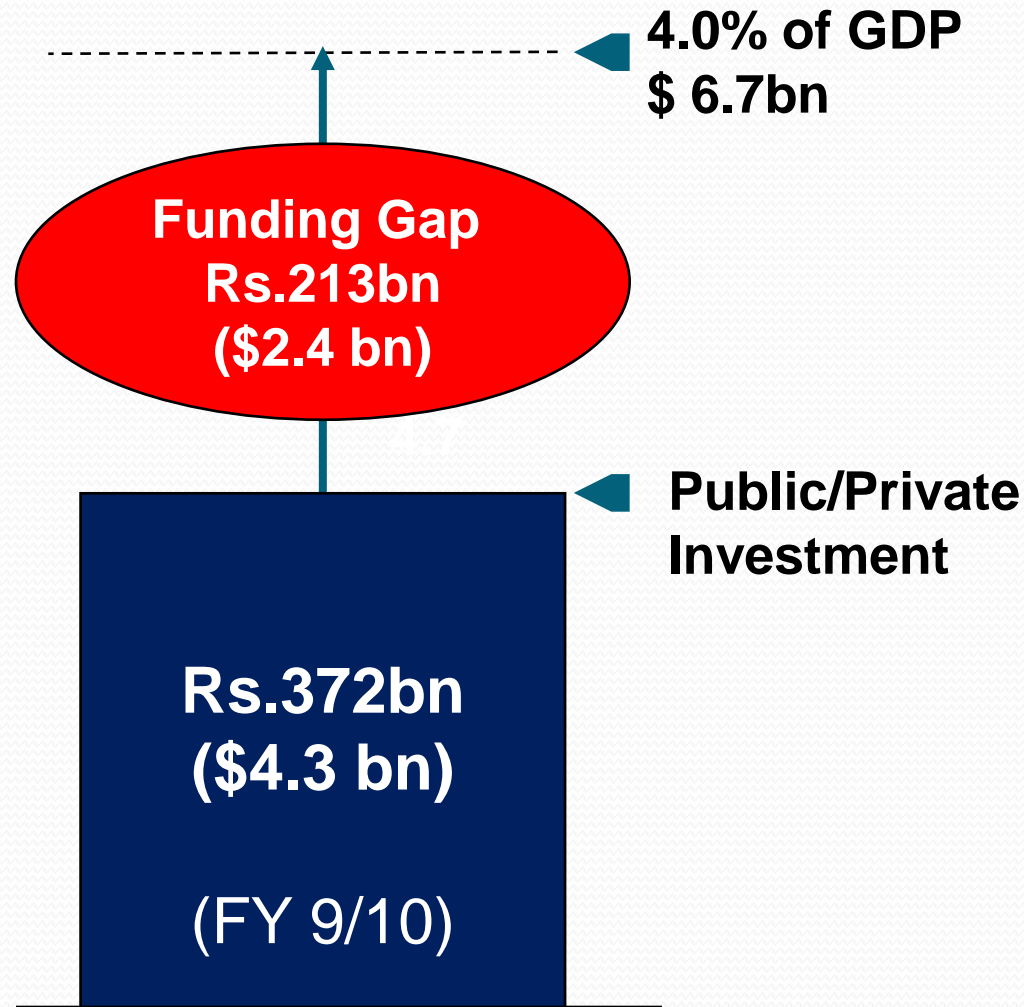


## Equity

Primary NER 58%



# Key Education Challenges

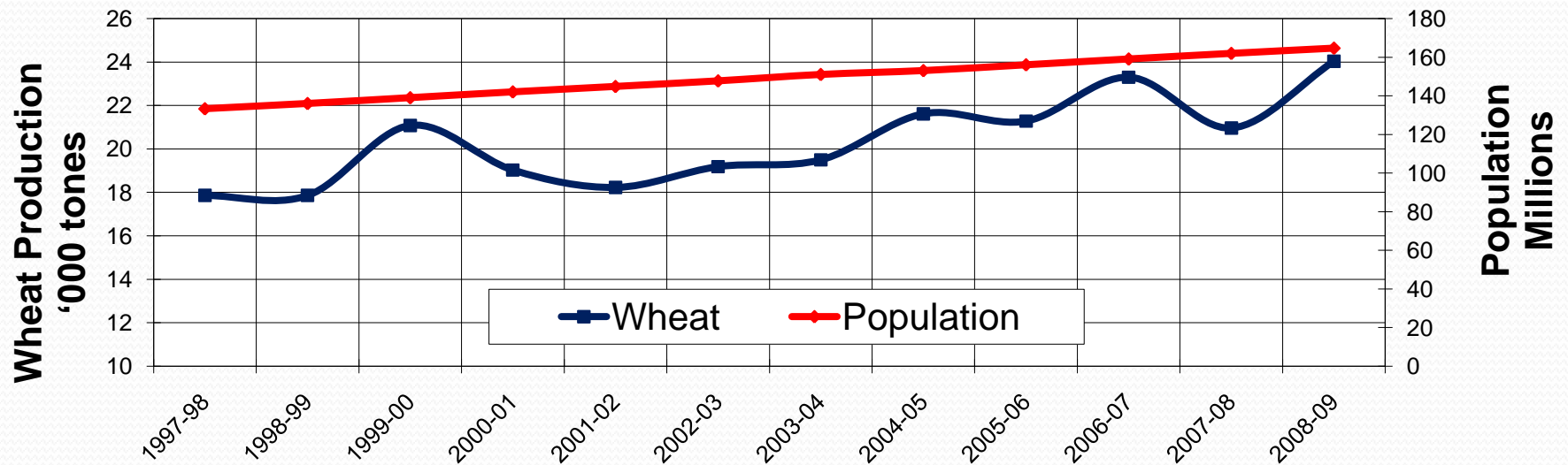


# Government Policy Framework

---

- Service Provision: Focus in rural areas/urban slums and girls
- Targeted: Stipends, food incentives/vouchers (e.g. PEF, SEF)
- Basic facilities, free textbooks/materials and good teachers
- Standards/improved monitoring and accountability
- Donor collaboration at provincial level / maximize aid effectiveness
- Non-state/para-state initiatives (e.g. Citizen's Foundation, NCHD)

# Food Security and Nutrition



Factors that impact household consumption

1. Production/ availability
2. Distribution/ access
3. Affordability/ inflation

# Food Security and Nutrition

- Caloric intake: 1920 to 1650 cal/d
- Malnourishment in population: 24%
- Malnourishment among children: 38%
- FER 57% of HH income

# Food Security and Nutrition

## Government Response

- BISP
- School Feeding (WFP)
- Disaster/ flood food support (WFP)
- Iodized salt, Vit A, E (ed oil)
- Iron in wheat fortification
- Utility Stores (subsidized)
- FSP (Punjab)

# Health Sector

## Financing

- Public Sector \$1 bn (0.6% GDP)
- Private spending \$2 bn on health
- Preventive: 45% GoP allocation
- Curative: 55% public and all private funds

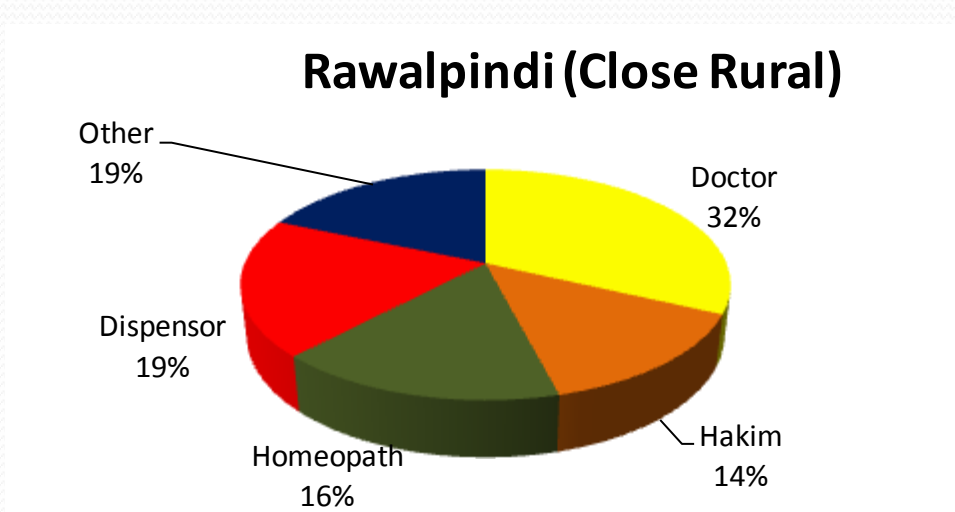
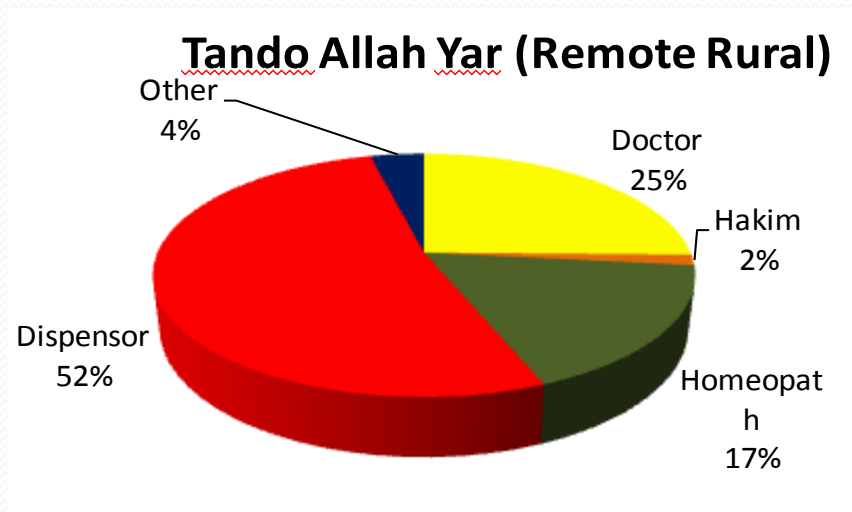
## Services

- Public Sector: Preventive >95%, Curative 20%
- Private sector: Preventive <5%, Curative 80%

# Primary Role of State

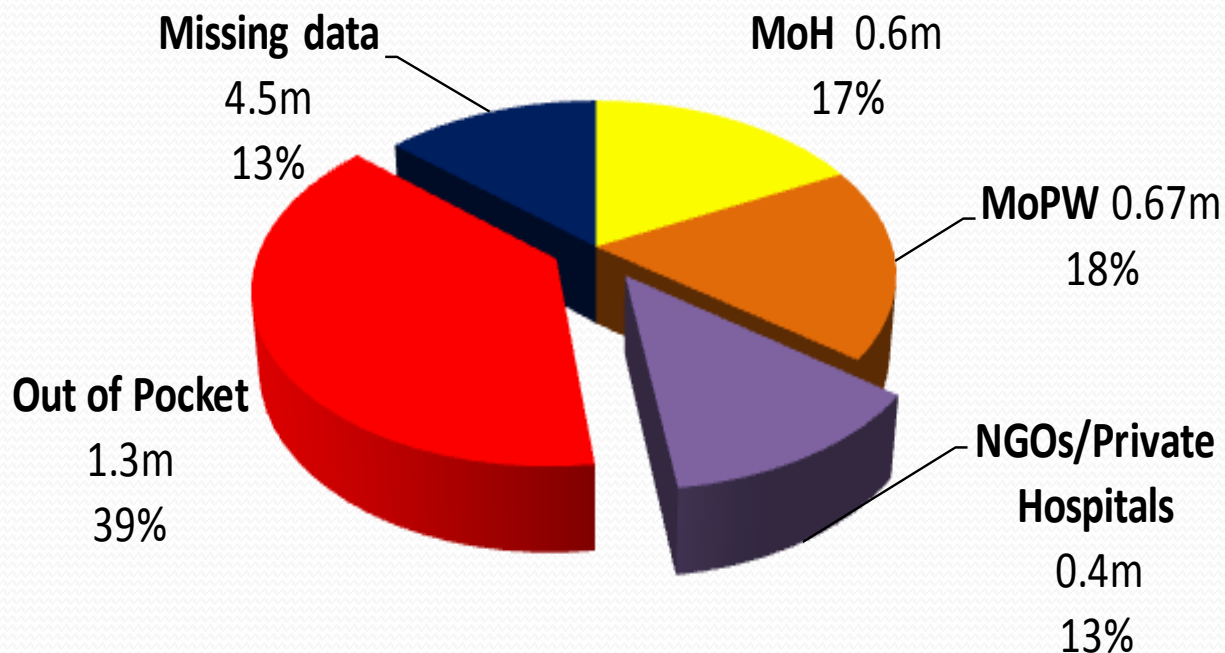
- Maternal and Child Health
  - Ensuring safe deliveries
  - Family Planning
  - Vaccination (polio eradication)
- Integrated Disease Surveillance
- Essential Health Services Package
- Quality, Standards and Regulation
- Human Resource for Health

# HRH: Types of Healthcare Providers



# Family Planning Services

**Private sector accounts for >50% of FP services**



**3.4 million (14%) of MWRA receive FP services any given year**

# Protecting the Poor and Vulnerable

## **A. Programs of Social Assistance:**

- BISP (Rs 22bn to 88bn)
- Baitul Mal – Health net, Child Labor, orphanages, disabilities
- Zakat (Rs 4.2bn)

## **B. Programs of Social Insurance**

- Social Health Insurance (BISP)
- EOBI, Workers Welfare Fund
- Employees Social Security Scheme
- Workers Profit Participation Fund
- Workers Children Education cess
- Provincial initiatives

# Protecting the Poor and Vulnerable

## 1. Rural Support Programs:

- Govt funding: Rs 4.5bn
- Donors Rs 2.3bn
- Coverage 3.5m HH via community mobilization

## 2. Private Philanthropy: Est at Rs 150bn (39% health and 30% education)

## 3. PPAF (Rs 14.3bn) 4.1m beneficiaries

## 4. NCHD

# Critical Trends

- Transfer from Federation to Provinces (18<sup>th</sup> Amendment and the NFC Award)
- Shrinking state services and increasing role of markets
- Mediation by State for
  - Equity
  - Quality
  - Types of services
  - Financing